

WINGHAVEN™

WINGHAVEN™ RESIDENTIAL L.L.C.

CHESTNUT HILLS VILLAGE SEWER AS-BUILTS

The existing sewer lengths, sizes, flowlines, depths of structures and sewers and locations with respect to existing or proposed easements have been measured. The results of those measurements are shown on this set of Final Measurement Plans. Since the wye locations have been plotted from information provided by the sewer contractor or other sources, I disclaim any responsibility for that specific information.

All public sewers are located within designated existing or proposed easements except as shown in this drawing.

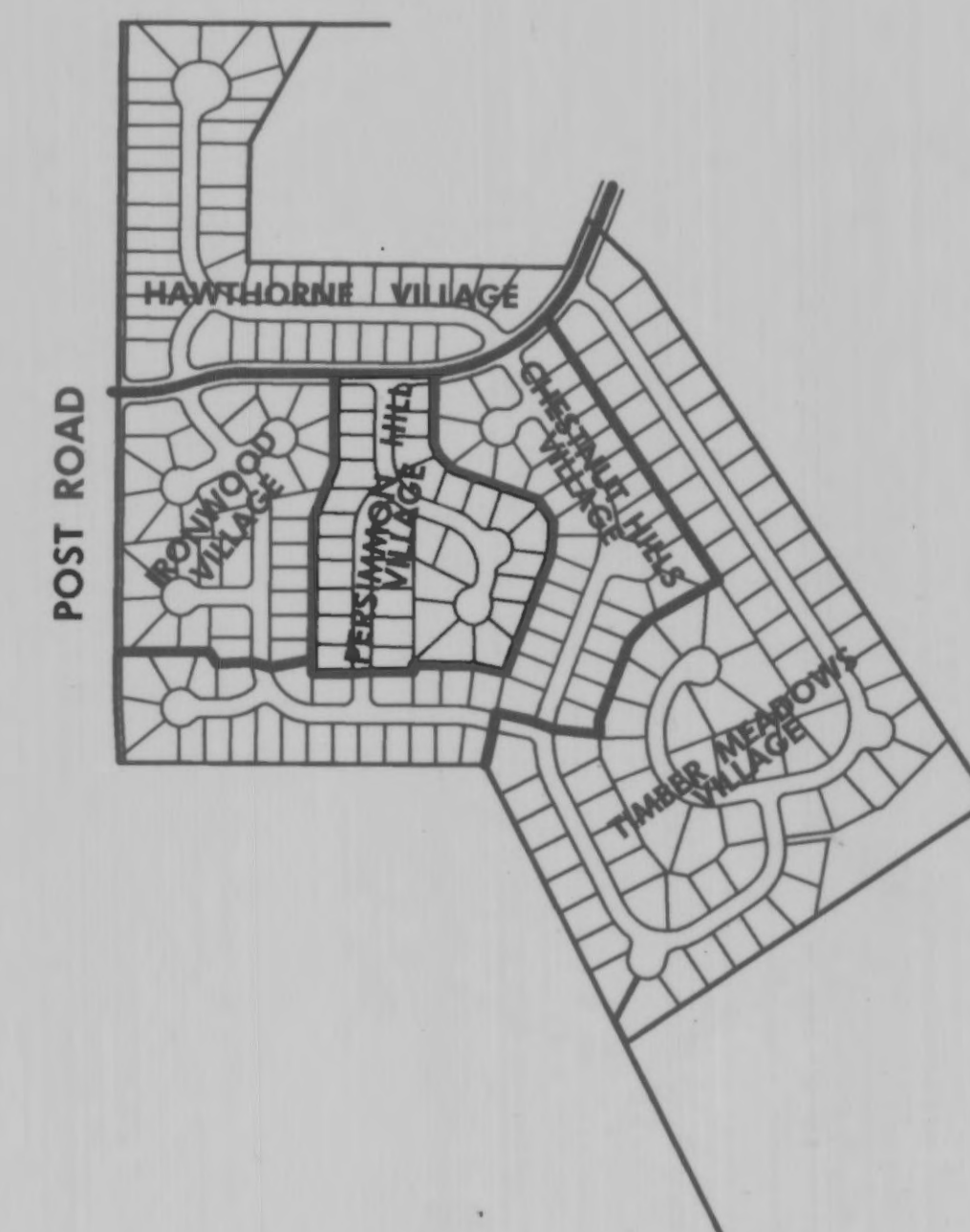
The results of those measurements are shown on this drawing by lining out the planned number and indicating the measured number adjacent to the planned number. All other numbers shown have not been measured or verified.

The location of the sewers were determined by locating the manholes and traversing in a straight line between them.

No hydraulic computations have been done on the measured lines to verify or confirm the capacity, freeboard or design requirements of the sewers.

Roger G. Allen
R.L.S. No. 2185
1-19-00

VOLZ





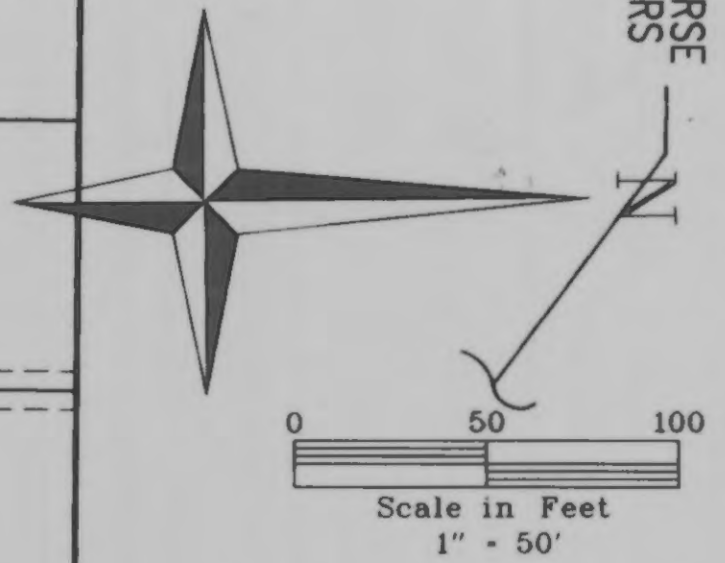
WINGHAVEN
RESIDENTIAL L.L.C.
* HICBRIE & SON
CORPORATE CENTER DRIVE
ST. LOUIS, MISSOURI 63005
PHONE (314) 537-2000

VOLZ

MI **WINGHAVEN** VILLAGE
CHESTNUT HILL TUNING

SITE PLAN

Drawn By: G.A.S.
5800
9-02-99




This Site Has no areas within the 100 Year Flood Plain per FIRM Map No. 29183C0220 E

1-13-00
ROGER G. ALLEN
NUMBER LS-2185
Roger G. Allen
ROGER G. ALLEN
MO. R.L.S. NO. 2185

STORMWATER DETENTION FOR WINGHAVEN WILL BE PROVIDED IN SEVERAL DETENTION PONDS WITHIN THE DEVELOPMENT. VOLZ, INC. IS PREPARING A DETENTION STUDY FOR ALL OF WINGHAVEN WHICH WILL SHOW HOW DETENTION IS PROVIDED FOR EACH PHASE OF THE DEVELOPMENT.

SEWER AS-BUILTS



Scale in Feet
1" = 50'

POST ROAD (30'W) POST ROAD (30'W)



1-19-00
ROGER G. ALLEN
NUMBER LS-2185
ROGER G. ALLEN
MO. R.L.S. NO. 2185

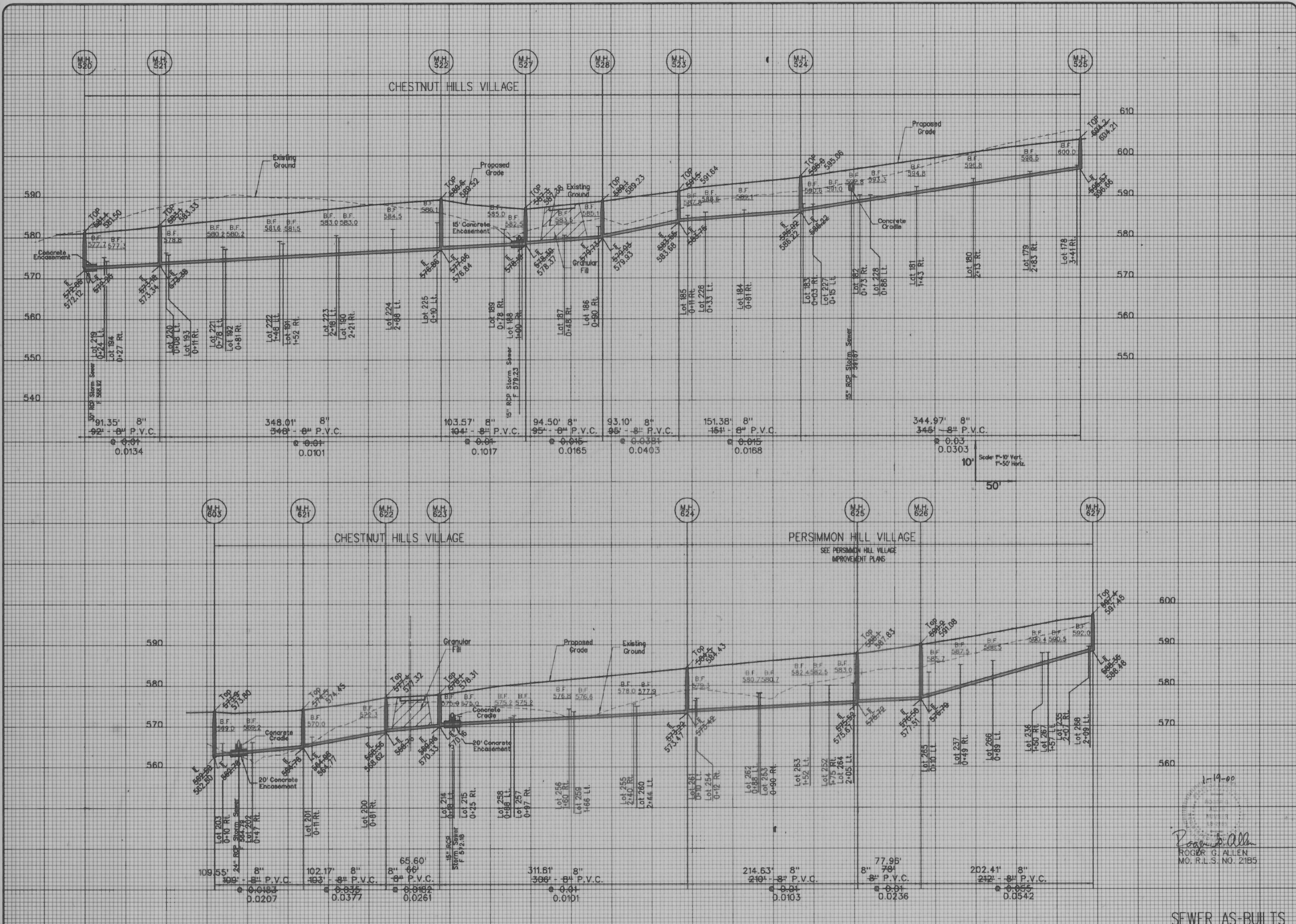
WINGHAVEN
RESIDENTIAL L.L.C.
*1 MCBRIDE & SON
CORPORATE CENTER DRIVE
ST. LOUIS, MISSOURI 63005
PHONE (314) 537-2000



WINGHAVEN™
CHESTNUT HILLS VILLAGE

SITE PLAN
Design By: R.L.M.
Drawn By: G.A.S.
Checked By: E.A.K.
5000

8-06-99
3



B5500\PHASE2\IRONWOOD\SANITARY.DGN

1-19-00

 ROGER G. ALLEN
 MO. R.L.S. NO. 2185

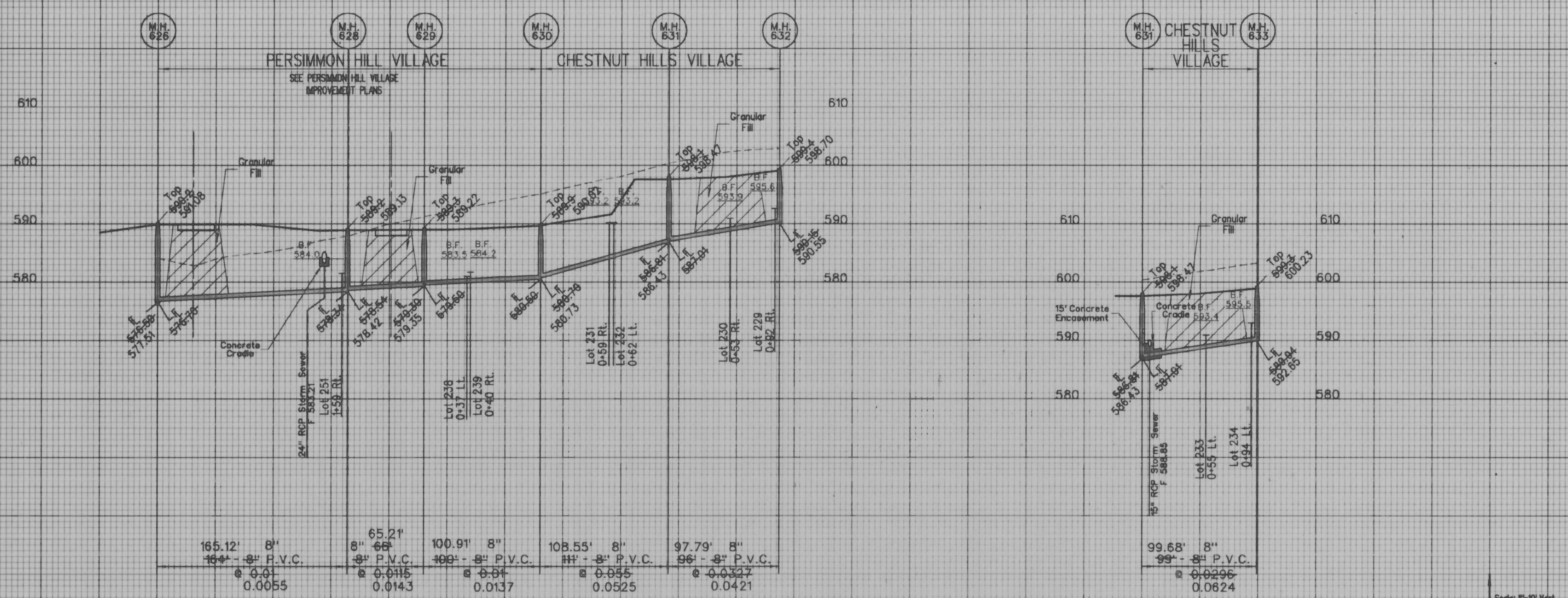
SEWER AS-BUILTS

WINGHAVEN
 RESIDENTIAL L.L.C.
 *1 MCBRIDE & SON
 CORPORATE CENTER DRIVE
 ST. LOUIS, MISSOURI 63066
 PHONE (314) 337-2000

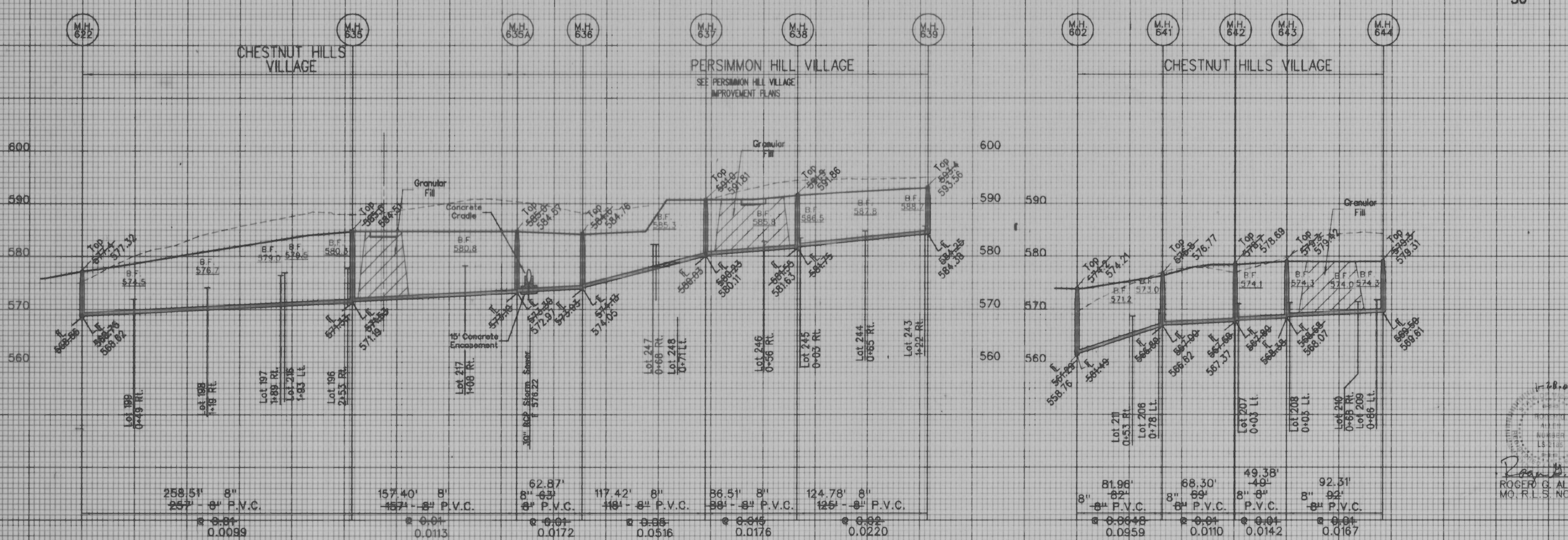
VOLZ

WINGHAVEN™
 CHESTNUT HILLS VILLAGE

SANITARY SEWER PROFILES
 Design By: G.A.S.
 Drawn By: G.A.S.
 Created By: E.A.K.
 5500
 9-10-99
 8



10' Scale: 1"=10' Vert.
1"=50' Horiz.




1-28-00

 ROGER G. ALLEN
 M.O. R.L.S. NO. 2185

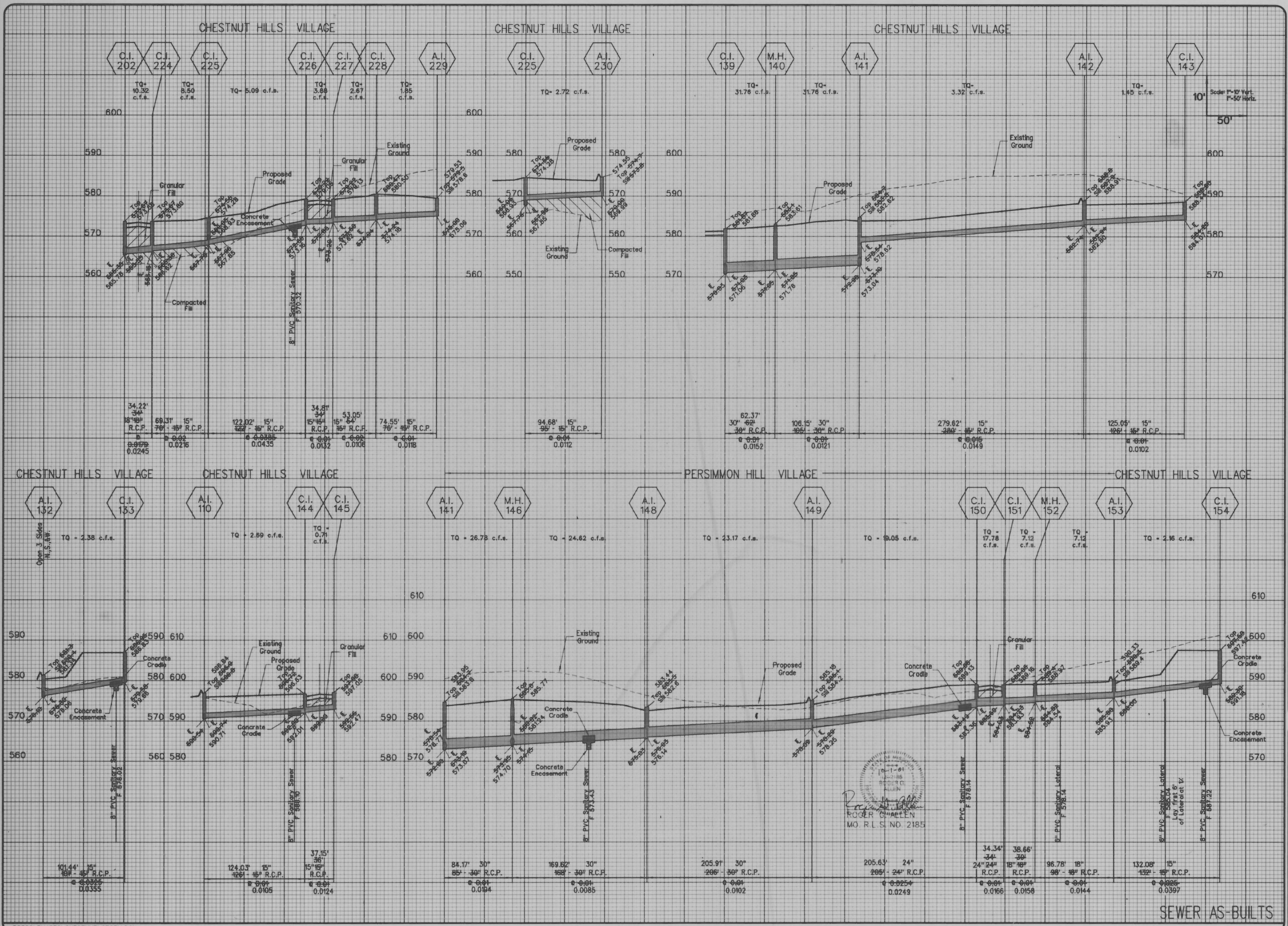
SEWER AS-BUILTS

WINGHAVEN
 RESIDENTIAL L.L.C.
 4116 BRIDGE & SON
 CORPORATE CENTER DRIVE
 ST. LOUIS, MISSOURI 63105
 PHONE (314) 537-2000



WINGHAVEN™
 CHESTNUT HILLS VILLAGE

SANITARY SEWER PROFILES
 Design By: G.A.S.
 Drawn By: G.A.S.
 Checked By: E.A.K.
 8500
 9-10-99
 9



B5500\PHASE2\CHESTNUT\STORM.DGN

SEWER AS-BUILTS