

**AS-BUILTS ADDED PHASE 3**

**GBA**  
 GEORGE BUTLER ASSOCIATES, INC.  
 CONSULTING ENGINEERS/ARCHITECTS  
 LANDSCAPE ARCHITECTS/PLANNERS

**OFFICE:**  
 200 E. 10TH AVENUE  
 SUITE 2000  
 DENVER, COLORADO 80202  
 303.733.1111

**WESTRIDGE**  
 STREET PLAN AND PROFILE  
 BIRMINGHAM DRIVE  
 FOR  
 R. D. HARRIS CONSTRUCTION CO.

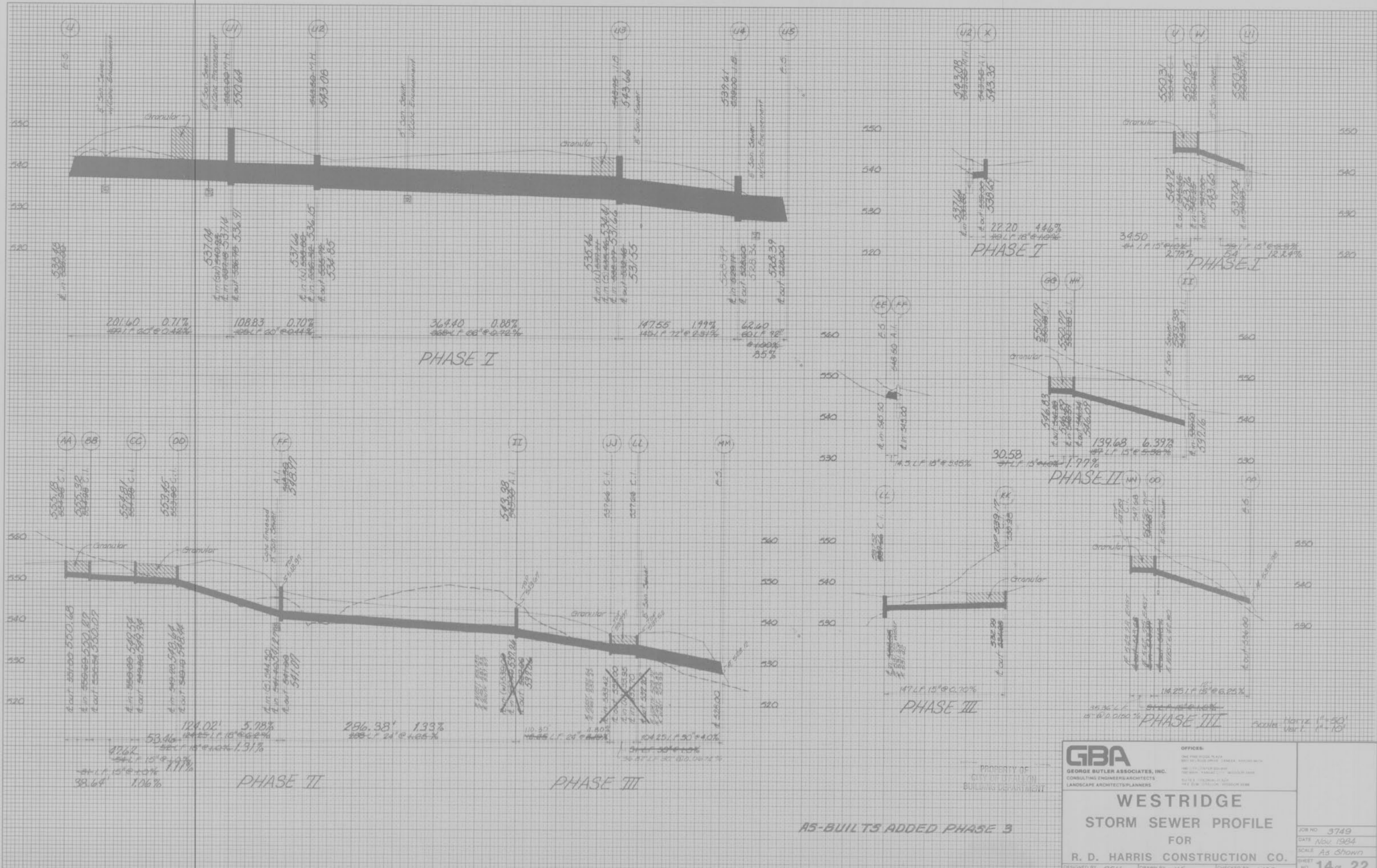
DESIGNED BY REH | DRAWN BY KF | CHECKED BY WAG

JOB NO. 3749  
 DATE Nov 1984  
 SCALE As shown  
 SHEET NO. 9 of 22

PROPERTY OF  
 GEORGE BUTLER ASSOCIATES, INC.  
 BUILDING DEPARTMENT

AS-BUILTS CRP 11/86

WESTRIDGE PHASE III  
 AS-BUILTS



PROPERTY OF  
CITY OF DENVER  
BUILDING DEPARTMENT

**GBA**  
GEORGE BUTLER ASSOCIATES, INC.  
CONSULTING ENGINEERS/ARCHITECTS  
LANDSCAPE ARCHITECTS/PLANNERS

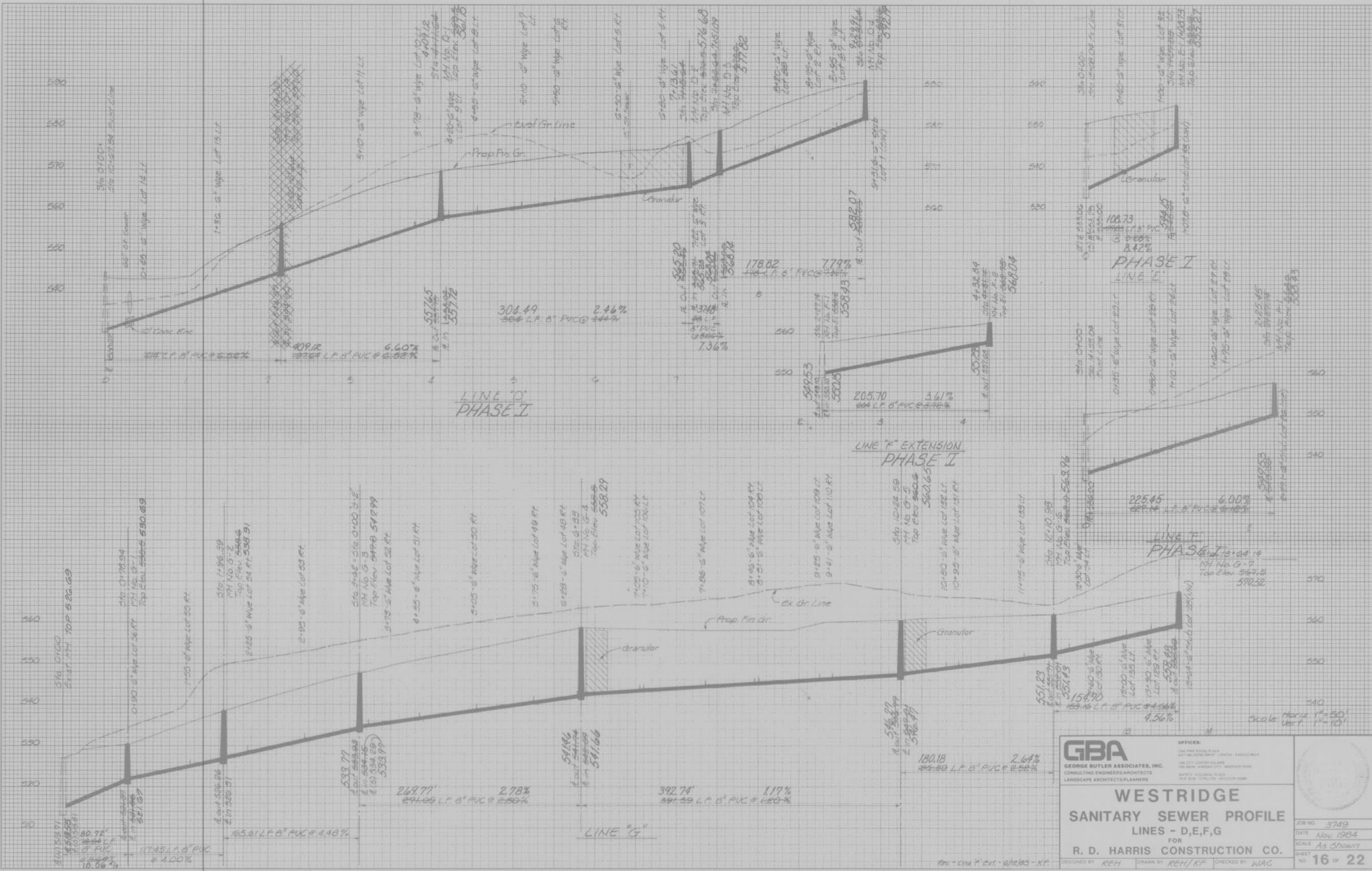
OFFICES:  
ONE FINE FINE PLAZA  
8000 W. ALPINE DRIVE, DENVER, COLORADO 80231  
1400 W. 12TH AVENUE, DENVER, COLORADO 80202  
100 W. WASHINGTON ST., DENVER, COLORADO 80202  
1400 W. 12TH AVENUE, DENVER, COLORADO 80202

**WESTRIDGE**  
STORM SEWER PROFILE  
FOR  
R. D. HARRIS CONSTRUCTION CO.

JOB NO. 3749  
DATE Nov 1984  
SCALE As Shown  
SHEET NO. 14 of 22

DESIGNED BY: REH DRAWN BY: KF CHECKED BY: HAC  
"As-Built" QRP 11/86  
WESTRIDGE PHASE III  
AS-BUILT 2/5

AS-BUILTS ADDED PHASE 3



**GBA**  
 GEORGE BUTLER ASSOCIATES, INC.  
 CONSULTING ENGINEERS ARCHITECTS  
 LANDSCAPE ARCHITECTS/PLANNERS

**WESTRIDGE**  
 SANITARY SEWER PROFILE  
 LINES - D, E, F, G  
 FOR  
 R. D. HARRIS CONSTRUCTION CO.

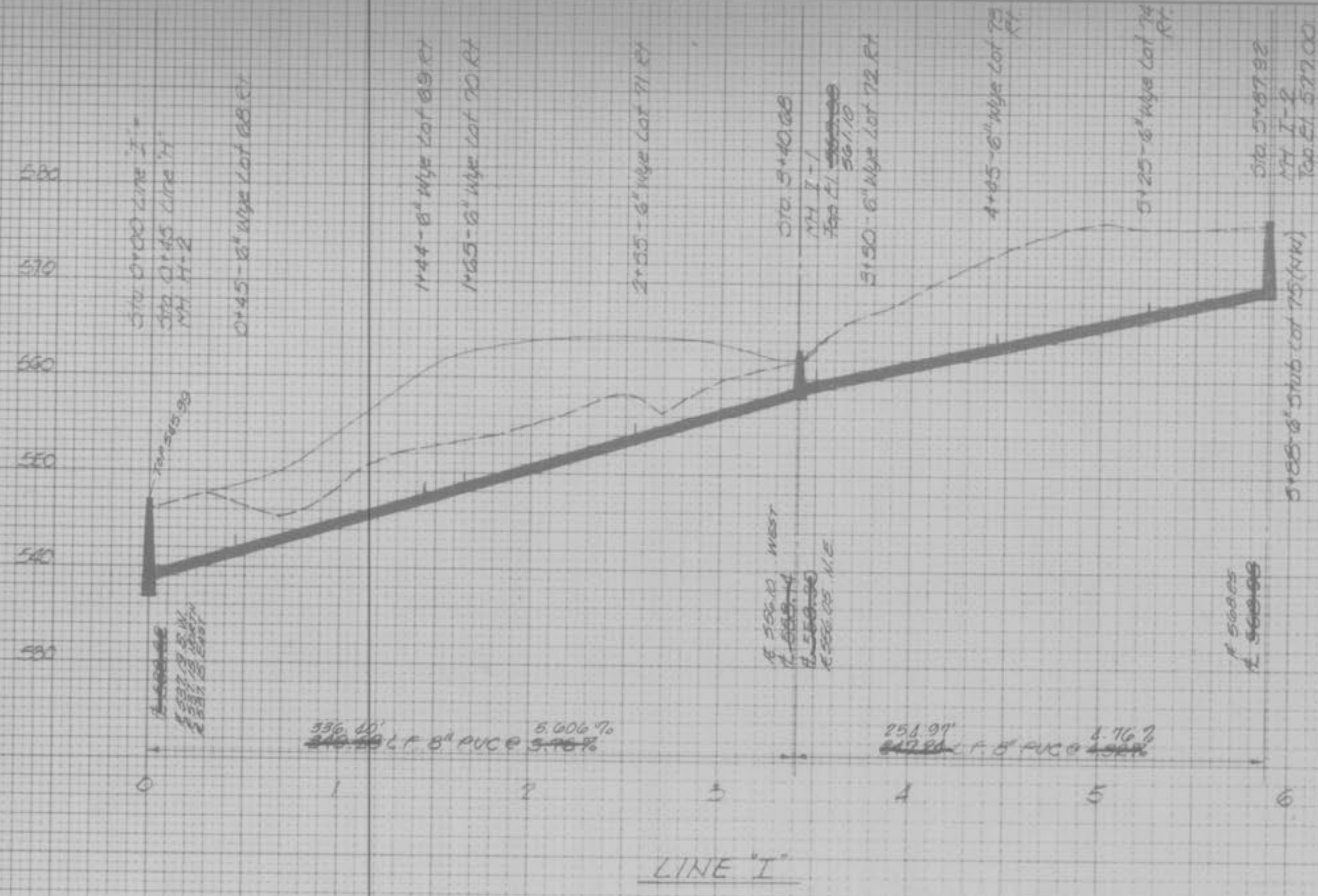
DESIGNED BY REH DRAWN BY REH/KF CHECKED BY WAC

OFFICES:  
 400 PINE HILLS BLVD  
 400 W. MILWAUKEE STREET - CHICAGO - ILLINOIS 60601  
 100 CITY CENTER SQUARE  
 100 W. WASHINGTON - KANSAS CITY - MISSOURI 64101  
 300 N. GARDNER BLVD  
 300 N. GARDNER BLVD - MOBILE - ALABAMA 36601

JOB NO. 3749  
 DATE Nov 1984  
 SCALE As Shown  
 SHEET NO. 16 OF 22

Rev - Line F ext. - 6/12/85 - NF  
 PROPERTY OF  
 CITY OF CHICAGO  
 BUILDING DEPARTMENT  
 "AS-BUILTS" C.R.P. 11/86  
 WESTRIDGE PHASE III  
 AS-BUILTS 3/5





LINE "I"

PHASE 3 AS-BUILTS ADDED JANUARY, 1990

Scale Horiz. 1"=50'  
Vert. 1"=10'

<b>GBA</b> GEORGE BUTLER ASSOCIATES, INC. CONSULTING ENGINEERS ARCHITECTS LANDSCAPE ARCHITECTS PLANNERS	OFFICES: ONE PINE RIDGE PLAZA 8001 WILSON DRIVE - LINCOLN - KANSAS 66515 ONE CITY CENTER SQUARE 700 MAIN - KANSAS CITY - MISSOURI 64101 SUITE 1 - COLONIAL PLAZA 740 E. 24th - FALLON - WICHITA 67201	
	<b>WESTRIDGE</b> <b>SANITARY SEWER PROFILE</b> <b>LINE - I</b> FOR <b>R. D. HARRIS CONSTRUCTION CO.</b>	
DESIGNED BY <i>REH</i> DRAWN BY <i>REH</i> CHECKED BY <i>WAC</i>	JOB NO. 3749 DATE Nov 1984 SCALE As Shown	SHEET NO. 18 of 22

PROPERTY OF  
CITY OF FALLON  
BUILDING DEPARTMENT