

Scale: 1" = 50'

**Legend**  
A.B. = As Built

As Built - 9/7/94

NOTE: SANITARY & STORM SEWER AS-BUILT AS SHOWN ON PROFILES.

Rev. Water Main Per Public Water District No. 2 7/28/93	Sheet 2 of 14
Revised F.E. 14 to A.I. 15 per City of O'Fallon 7/21/93	Order No. 93-303
<b>S/C</b> ST. CHARLES ENGINEERING & SURVEYING 801 South Fifth Street, Suite 202 St. Charles, Missouri 63301 Off. 947-0607, Fax 947-2448	Date 6/24/93

MISSOURI Rte. K  
Highway 50  
Sub. 0100

Highway K

Property n/w of Francis W. & Joanne M. Keever, n/w

Property n/w of Francis W. & Joanne M. Keever, n/w

Property n/w of Knights of Columbus Per Bl. 783, Pg. 1337

Property n/w of Francis W. & Joanne M. Keever, n/w

Notes: Existing Clear-cut to be removed & time allowed for present grade 91' to 65' P.V.C. max. depth.

Notes: Existing Clear-cut to be removed & time allowed for present grade 91' to 65' P.V.C. max. depth.

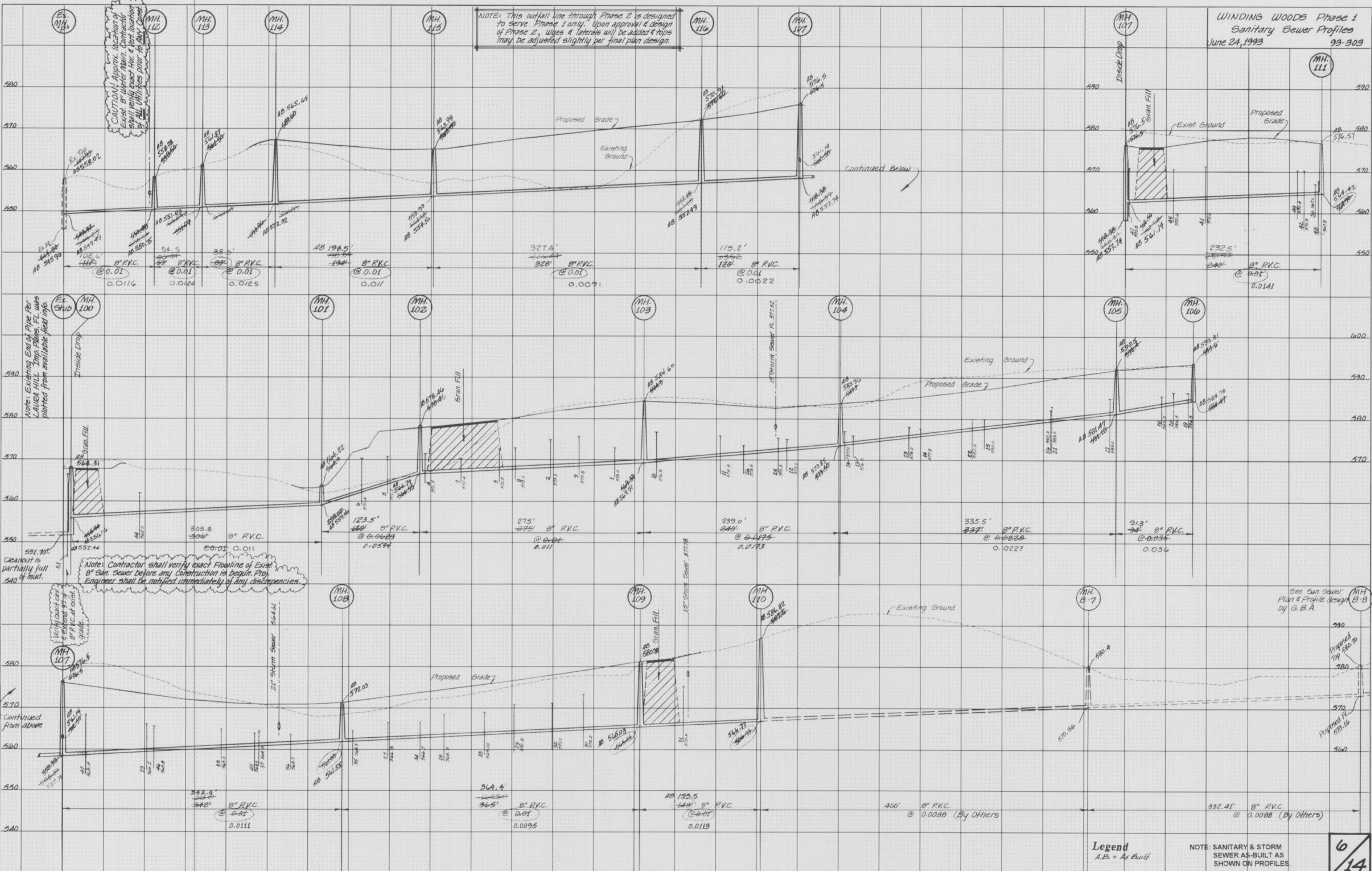
Notes: Existing Clear-cut to be removed & time allowed for present grade 91' to 65' P.V.C. max. depth.

NOTE: This outfall line through Phase 2 is designed to serve Phase 1 only. Upon approval & design of Phase 2, lines & laterals will be added & tops may be adjusted slightly per final plan design.

CAUTION: Approx. location of Exst. 8" Water Main, Contractor to verify exact loc. & verify location of all Utilities prior to any work.

FINAL SURVEY BY: DATE: SURVEYED: TEMPLATE: NOTE BOOK NO: AREAS CHECKED:

ORIGINAL SURVEY BY: DATE: SURVEYED: TEMPLATE: NOTE BOOK NO: AREAS CHECKED:



Note: Contractor shall verify exact flowline of Exst. 8" San. Sewer before any construction is begun. Proj. Engineer shall be notified immediately of any discrepancies.

See San Sewer Plan & Profile design B-B by G. B. A.

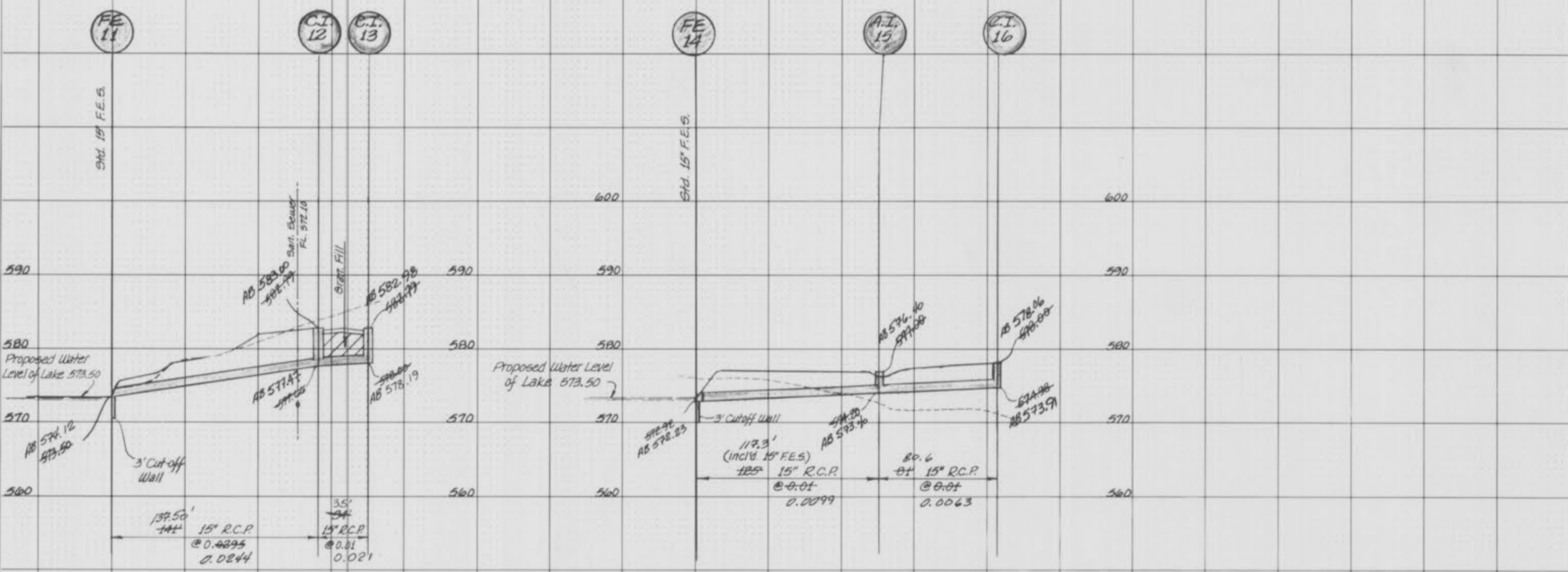
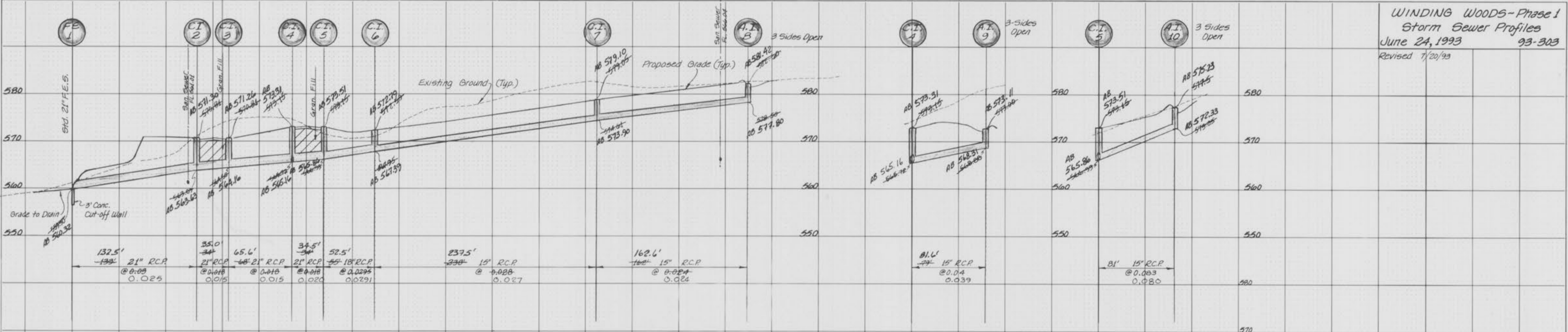
Legend  
A.B. = As Built

NOTE: SANITARY & STORM SEWER AS-BUILT AS SHOWN ON PROFILES.

6/14

FINAL SURVEY PLOTTED  
DATE: \_\_\_\_\_ BY: \_\_\_\_\_  
NOTE BOOK NO. \_\_\_\_\_  
AREAS CHECKED: \_\_\_\_\_

ORIGINAL SURVEY PLOTTED  
DATE: \_\_\_\_\_ BY: \_\_\_\_\_  
NOTE BOOK NO. \_\_\_\_\_  
AREAS CHECKED: \_\_\_\_\_



**Legend**  
A.B. = As Built

NOTE: SANITARY & STORM SEWER AS-BUILT AS SHOWN ON PROFILES.

Winding Woods  
As-Built