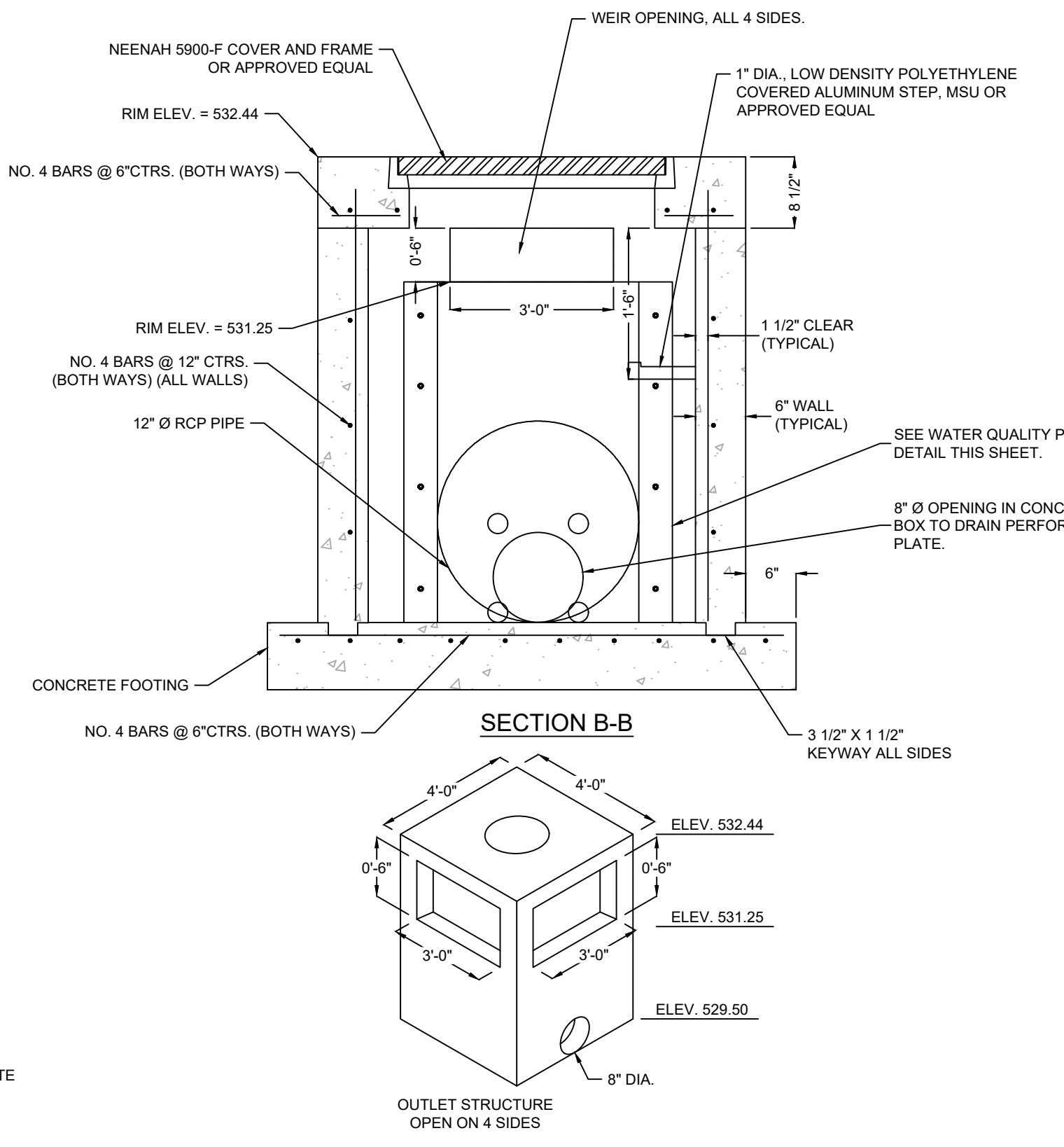
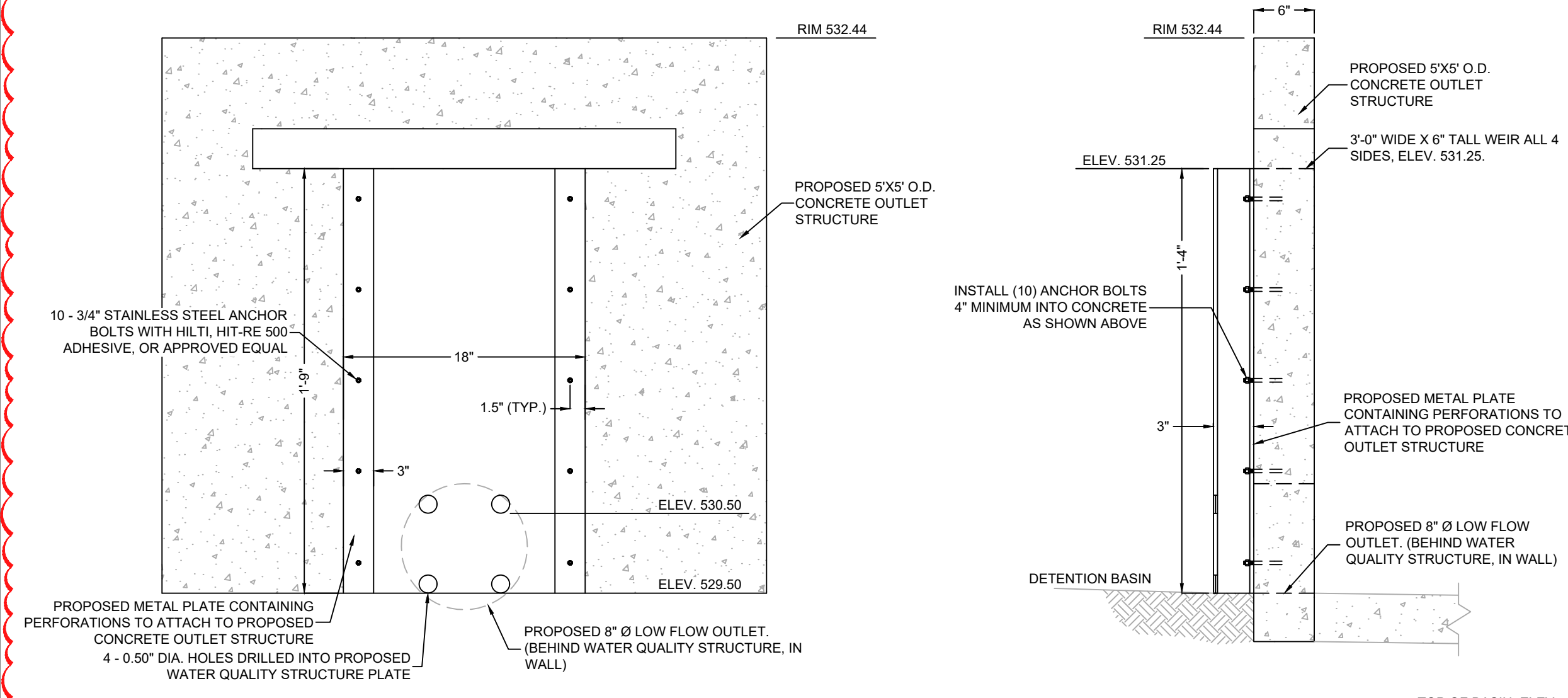


LOCATIONS SHOWN ON PLAN ARE CENTER OF STRUCTURE

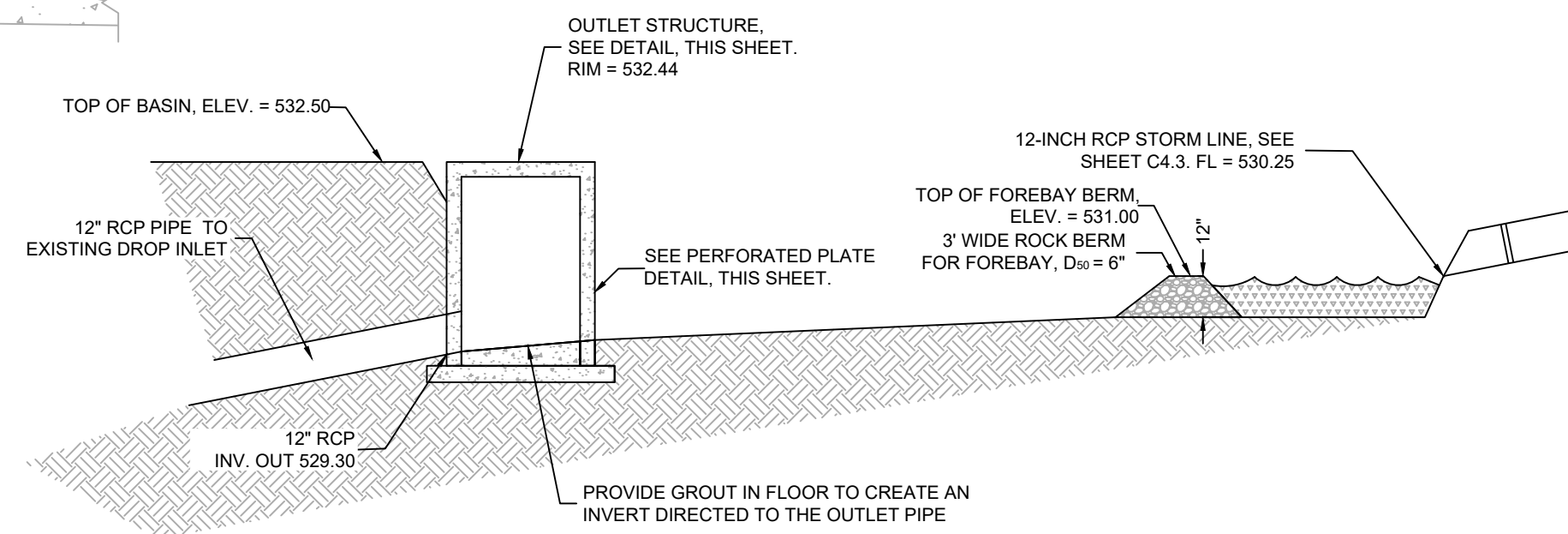
NOTES:
 1. USE CLASS "A" CONCRETE (AE) THROUGHOUT.
 2. FLOOR OF INLET SHALL BE SHAPED WITH NON-REINFORCED CLASS "A" CONCRETE (AE) INVERT TO PROVIDE SMOOTH FLOW.
 3. STEPS SHALL BE SPACED AT 1'-4" O.C. VERTICALLY.
 4. BEVEL ALL EXPOSED EDGES WITH 3/4" TRIANGULAR MOULDING.



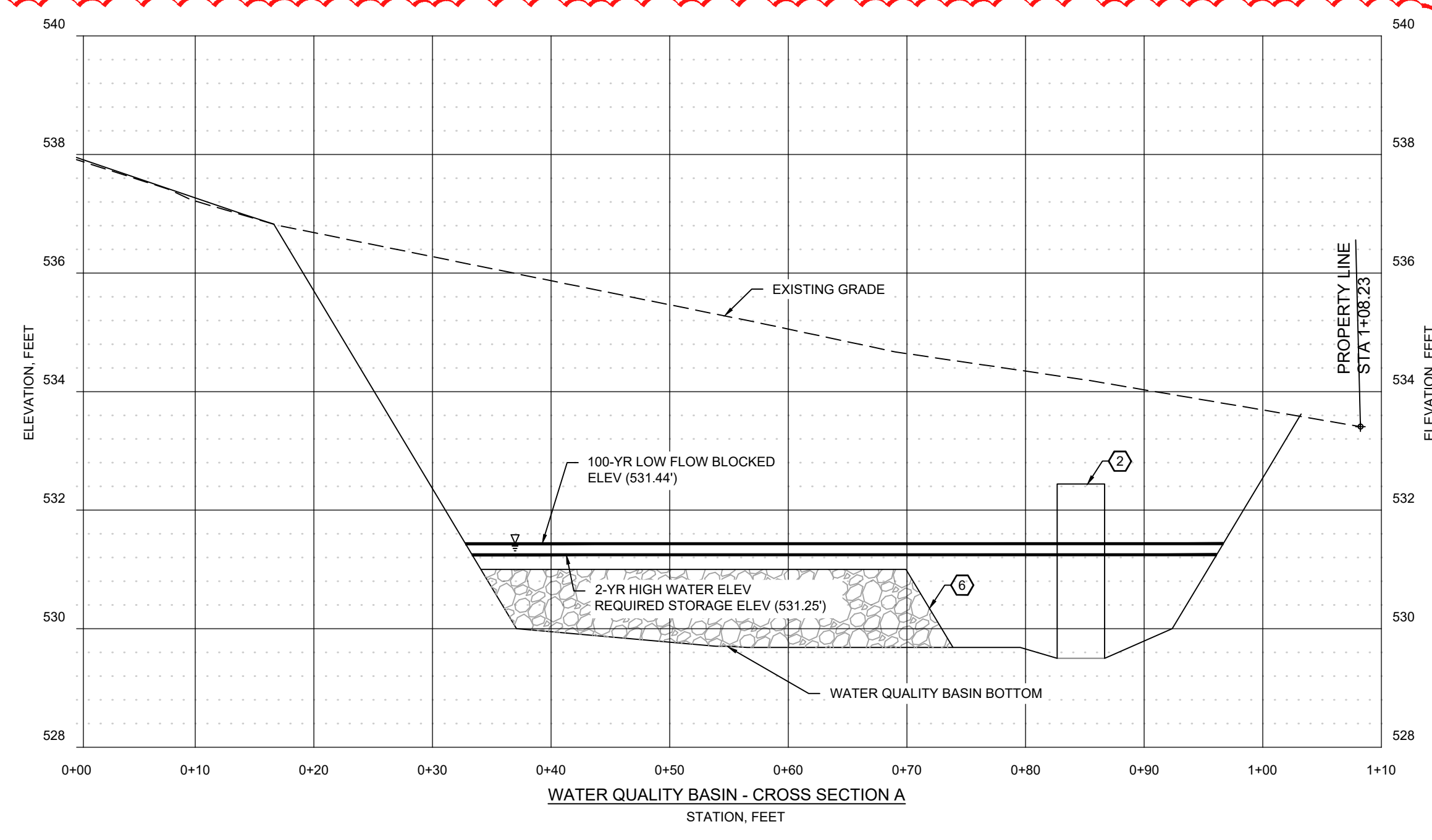
OUTLET STRUCTURE DETAIL
SCALE: NONE



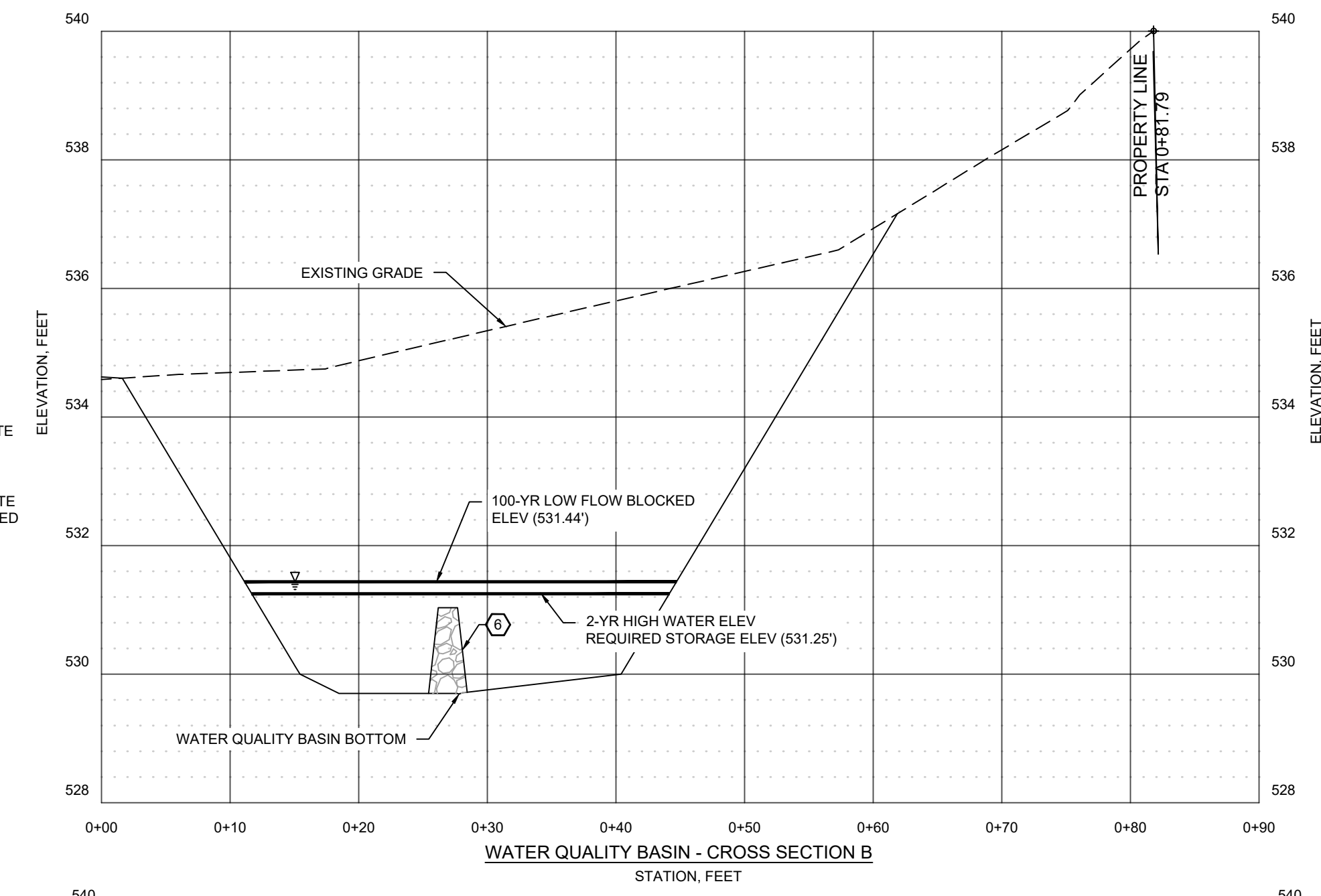
WATER QUALITY PLATE DETAIL
SCALE: NONE



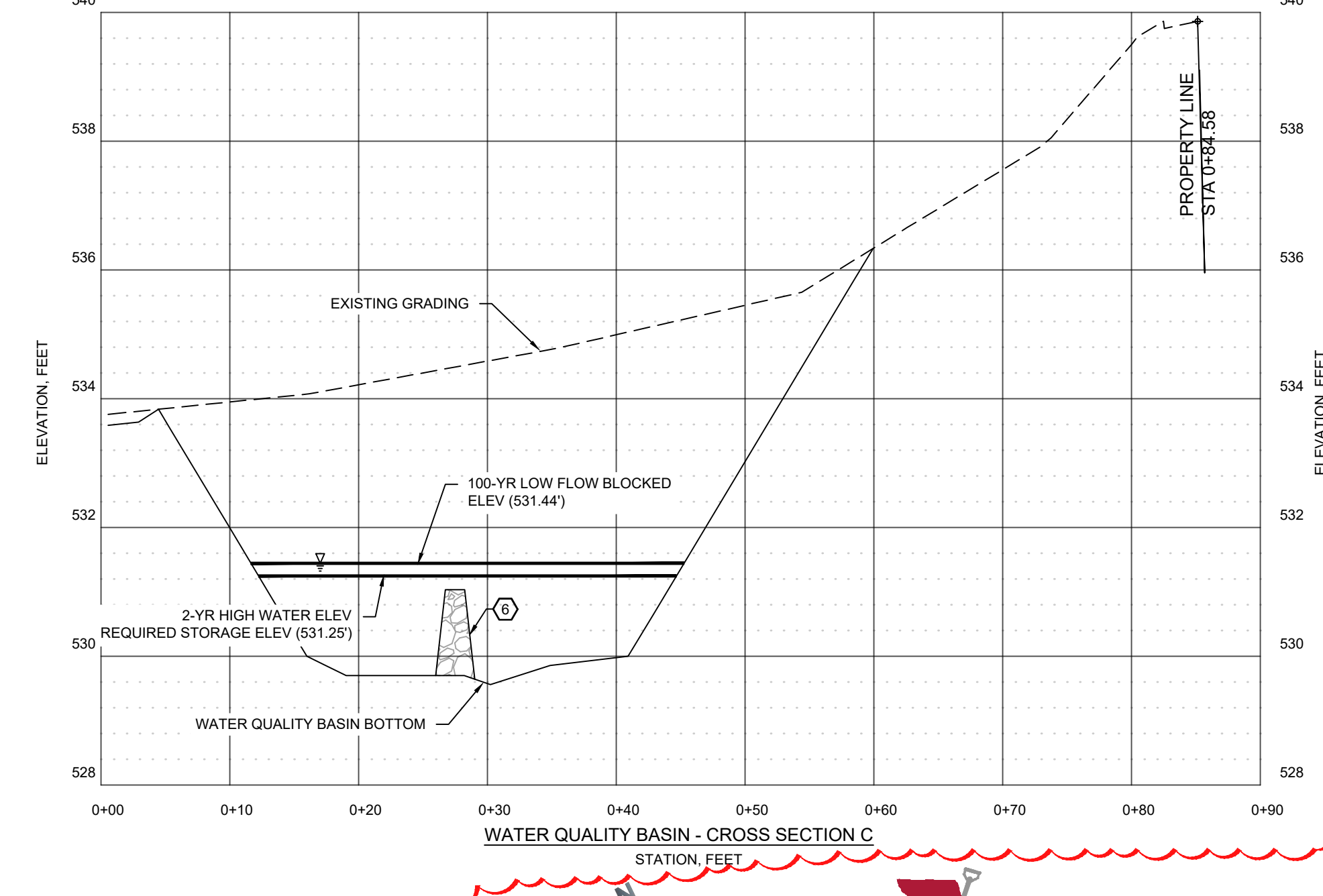
EXTENDED DRY DETENTION BASIN DETAIL
SCALE: NONE



WATER QUALITY BASIN - CROSS SECTION A
STATION, FEET



WATER QUALITY BASIN - CROSS SECTION B
STATION, FEET



WATER QUALITY BASIN - CROSS SECTION C
STATION, FEET

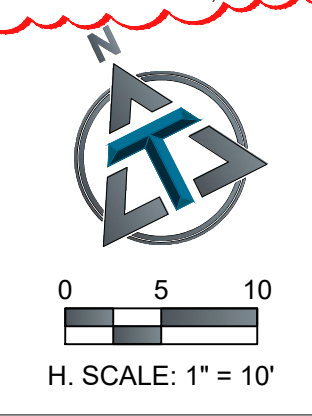
- KEY NOTES:**
- SEE SHEET C3.1 FOR GRADING PLAN.
 - INSTALL 4' X 4' OUTLET STRUCTURE PER DETAIL, THIS SHEET.
 - INSTALL DRY EXTENDED BASIN PER DETAIL, THIS SHEET.
 - TOP OF WATER QUALITY DETENTION = 532.50.
 - WATER QUALITY DRY SWALE.
 - INSTALL 3' WIDE ROCK BERM FOR FOREBAY PER DETAIL, THIS SHEET.
 - 100-YR LOW FLOW BLOCKED. ELEVATION = 531.44.
 - 2-YR HIGH WATER ELEVATION = 531.25.

ABBREVIATIONS

BC	BACK OF CURB	HDPE	HIGH DENSITY POLYETHYLENE	TC	TOP OF CURB
CC	STANDARD CATCH CURB	INV	INVERT	TG	TOP OF GROUND
CL	CENTER LINE	LF	LINEAR FEET	TP	TOP OF PAVEMENT
CMP	CORRUGATED METAL PIPE	MC	MOUNTABLE CURB	TS	TOP OF SIDEWALK
EP	EDGE OF PAVEMENT	PVC	POLYVINYL CHLORIDE PIPE	TW	TOP OF WALL
FES	FLARED END SECTION	RW	RIGHT-OF-WAY	EX TP	EXISTING TOP OF PAVEMENT
FL	FLOW LINE	RCP	REINFORCED CONCRETE PIPE	EX TS	EXISTING TOP OF SIDEWALK
GT	GUTTER INVERT	SC	SPILL CURB	→	DIRECTION OF SHEET FLOW
GY	GUY WIRE	TB	TOP OF BASE ROCK		

ABBREVIATIONS

TC	TOP OF CURB
TG	TOP OF GROUND
TP	TOP OF PAVEMENT
TS	TOP OF SIDEWALK
TW	TOP OF WALL
EX TP	EXISTING TOP OF PAVEMENT
EX TS	EXISTING TOP OF SIDEWALK
→	DIRECTION OF SHEET FLOW



MISSOURI ONE CALL SYSTEM
 Call or Click Before You Dig!
1-800-DIG-RITE or 811
 mo1call.com

ATOTH & ASSOCIATES
 1550 E. REPUBLIC ROAD
 SPRINGFIELD, MO 65804
 Ph: 417-888-0645 Fax: 417-888-0657
 www.tothassociates.com
 COA: MO# E-200404242-D
 © 2023 Toth and Associates, Inc.

C4.2
 STORMWATER PLAN
 DATE: MAY 2, 2023

KINETIC DESIGN + DEVELOPMENT
 2101 W CHESTERFIELD BLVD, SUITE A101 • SPRINGFIELD, MO 65807 • P (417) 530-4321
 ARCHITECTURAL CORPORATION MISSOURI LICENSE NUMBER A-201001427

ENGINEER OF RECORD:
 NAME: SHAWN W. BARRY
 LICENSE NO. MO #PE-2009001053

PROJECT NUMBER:
 23031-7BOM2

REVISION:

07/10/2023	CITY REVIEW COMMENTS
07-31-2023	CITY REVIEW COMMENTS

7 BREW COFFEE O'FALLON, MO #2
 3600 MONTICELLO DR.
 O'FALLON, MO 63304