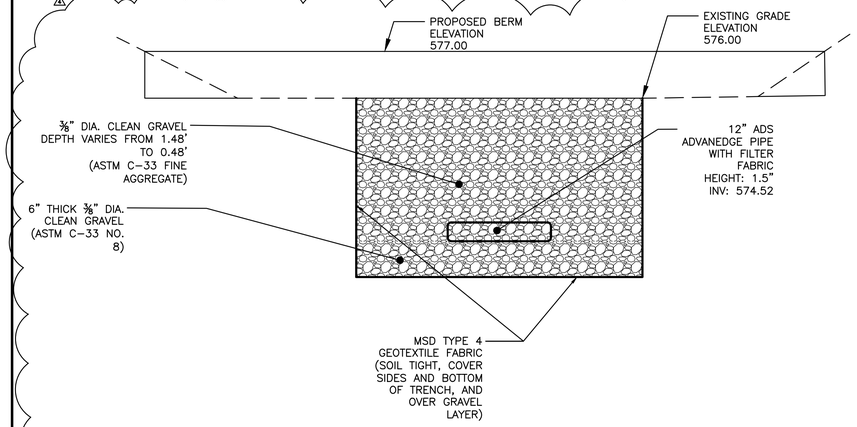

NOTES:

1. WIDTH OF TRENCH 4'
2. ALL SAND & GRAVEL TO BE NATURAL, UNCRUSHED.

SEDIMENTATION CHAMBER WITH UNDER DRAIN SYSTEM – TYPICAL SECTION

NOT TO SCALE

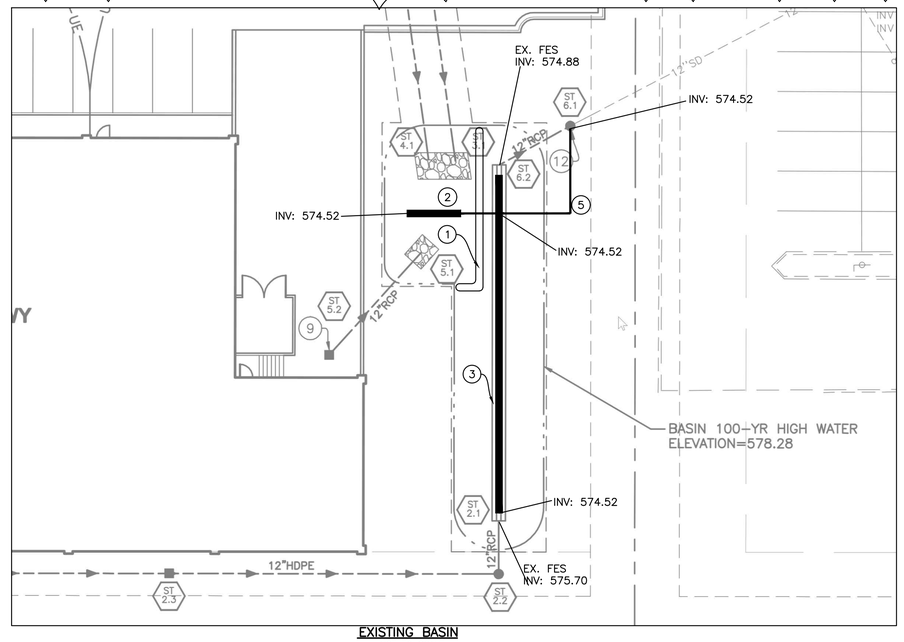

EXISTING BASIN

NOT TO SCALE

KEYED NOTES:

1. INSTALL 12" BERM, SEE AND STRAP TOP ELEV: 575.88
2. SEDIMENTATION CHAMBER FORMED BY 12" BERM, SEE DETAIL.
3. PROPOSED SAND FILTER, SEE DETAIL.
4. ADS ADVANEDGE 12" PIPE WITH FILTER FABRIC, INSTALLED FLAT HEIGHT 1.5"
5. ADS 6" STORMWATER PIPE
6. WATER TIGHT CONNECTION TO EXISTING STRUCTURE 6.1

NOTES:

ALL CONNECTIONS SHALL BE SOIL AND WATER TIGHT.

USE ADS ADAPTERS AND SECTIONS FOLLOWING ADS SPECIFICATIONS AND BEST PRACTICES FOR PIPE CONNECTIONS.

REPLACE DISTRURBED AREAS WITH SOD.

SAND FILTER MAINTENANCE

MONTHLY:

- Remove trash and debris from all areas on and around the sand filter.

AS NEEDED:

- Mow area surrounding surface sand filter being careful not to blow grass clippings in to it.
- Inform contractors working on the property of the location of the sand filter to avoid accidental damage.
- Remove grass, weeds and other woody debris from the surface of the filter.

DO NOT:

- Remove, alter, or pave over the sand filter.

TROUBLE SHOOTING

Symptom:
Standing Water on the filter.

Possible Cause:
Could be caused by clogging due to leaf litter, grass clippings or debris accumulation.

Solution:
Remove any visible debris.

Symptom:
Sediment is accumulating on the surface of the filter.

Possible Cause:
Erosion may be occurring upstream of the filter.

Solution:
Stabilize any eroded areas.

RECOMMENDED TIME FRAMES FOR ROUTINE MAINTENACNE

	JAN	FEB	MAR	APR	MAY	JUN	JUL	AUG	SEP	OCT	NOV	DEC
REMOVE TRASH	●	●	●	●	●	●	●	●	●	●	●	●
REMOVE SEDIMENT AND DEBRIS		●			●			●			●	
WEEDING SURFACE OF FILTER					●	●	●	●	●	●		
EROSION CONTROL AND MOWING	--- AS NEEDED ---											

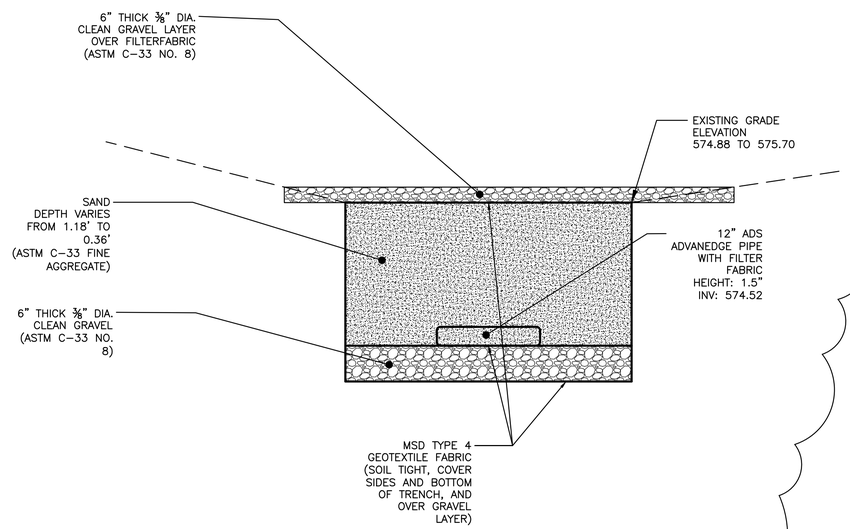

NOTES:

1. WIDTH OF TRENCH 4'
2. ALL SAND & GRAVEL TO BE NATURAL, UNCRUSHED.

SAND FILTER TRENCH – TYPICAL SECTION

NOT TO SCALE

ISSUE	REMARKS/DATE
2	REVISION 2 (8/15/2017) ADDED SHEET
9	REVISION 9 (5/11/2018)
10	REVISION 10 (6/20/2018)

Aldi, Inc.
475 Pearl Drive
O'Fallon, Missouri 63376
Ph. (636) 278-4700

SAWYER ENGINEERING, INC.
P.O. Box 157
Gillespie, Illinois 62033
Phone 217-839-5914
Fax 217-839-2113
SawyerEngr.com

ALDI
O'FALLON, MO
8615 Veterans Memorial Parkway, O'Fallon, Missouri 63366

DETAILS

The Professional Engineer's seal and signature affixed to this sheet applies only to the material and items shown on this sheet. All drawing, instruments or other documents not exhibiting this seal and signature shall not be considered prepared by this engineer, and the engineer expressly disclaims any and all responsibility for such plans, drawings or documents not exhibiting this seal and signature.

STATE OF MISSOURI
JOHN P. SAWYER
NUMBER E-2001031672
PROFESSIONAL ENGINEER

Date: 6/25/2018
John P. Sawyer, PE
License No. E-2001031672
Civil Engineer

Job Number	2016-130
Date	6/25/2018
Designed: SWU	Sheet
Drawn: SWU	C801
Checked: JPS	

Drawing name: X:\SawyerEngineering\Working\O-Fallon_MO\Drawings\2017-06-01 SitePlan\2016-130-DET.dwg Plotted on: Jun 27, 2018 - 10:34am Plotted by: User