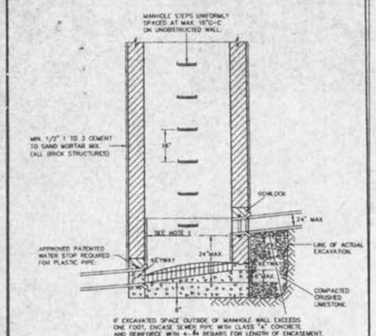

NOTES:

1) INSIDE OF BRICK MANHOLES TO BE PLASTERED WITH 1/2" MIN. 1 TO 3 CEMENT TO SAND MORTAR MIX TO TOP OF HIGHEST PIPE.
2) THE MINIMUM INSIDE DIAMETER FOR THE BASE AND RISER SECTIONS SHALL BE 42 INCHES FOR 8" DIAMETER SANITARY SEWERS AND ALL STORM SEWERS. THE MINIMUM INSIDE DIAMETER FOR SANITARY SEWERS LARGER THAN 8" DIAMETER IS 48 INCHES.

INSIDE FOULWATER DROP MANHOLE (FOR FREE-FALL)	METROPOLITAN ST. LOUIS SEWER DISTRICT *Standard Details of Sewer Construction*		
	Dr. WSH/SAM Ch. J.C.K.	2000	SHEET 19

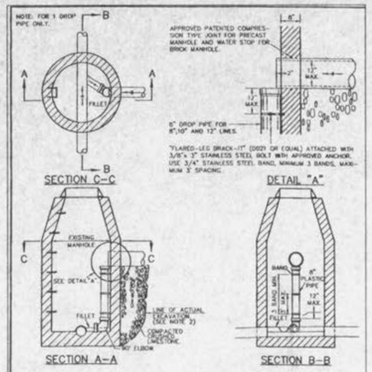

NOTES:

1) NEW INSIDE DROP ON EXISTING MANHOLE REQUIRES THAT THE FLOWLINE OF THE NEW DROP PIPE ELBOW BE CONSTRUCTED AT THE SAME ELEVATION AS THE SPRINGLINE OF THE EXISTING SEWER MAIN AT THE CENTER OF THE EXISTING MANHOLE. A CLASS "A" CONCRETE FILLET AND INVERT SHALL BE CONSTRUCTED FOR DROP PIPE.
2) IF EXCAVATED SPACE OUTSIDE OF MANHOLE WALL EXCEEDS 1 FOOT, PROVIDE 6 INCHES OF CLASS "A" CONCRETE ENCASEMENT ON INCOMING LINE FROM WALL OF MANHOLE TO A MINIMUM OF 2 FEET INTO UNDISTURBED EARTH WITH A MINIMUM OF 4-#4 REBARS FOR LENGTH OF ENCASEMENT OR INSTALL ONE LENGTH OF D.I.P. FROM MANHOLE INTO UNDISTURBED EARTH.

NEW INSIDE DROP ON EXISTING MANHOLE FOR SEWERS 8 INCH TO 12 INCH	METROPOLITAN ST. LOUIS SEWER DISTRICT *Standard Details of Sewer Construction*		
	Dr. RCW/SAM Ch. J.C.K.	2000	SHEET 18

NOTES:

1) INSIDE OF BRICK STORMWATER & COMBINED MANHOLES TO BE PLASTERED WITH 1/2" MIN. 1 TO 3 CEMENT TO SAND MORTAR MIX TO TOP OF HIGHEST PIPE.
2) MANHOLE STEPS UNIFORMLY SPACED AT MAX. 16" O-C.
3) INVERT CHANNEL AND INVERT SHELF ARE REQUIRED WHEN HOUSE LATERALS ARE CONNECTED TO TERMINAL MANHOLES. (3 MAX.)
4) THE MINIMUM INSIDE DIAMETER FOR THE BASE AND RISER SECTIONS SHALL BE 42 INCHES FOR 8 INCH DIAMETER SANITARY SEWERS AND ALL STORM SEWERS. THE MINIMUM INSIDE DIAMETER FOR SANITARY SEWERS LARGER THAN 8 INCH DIAMETER IS 48 INCHES.

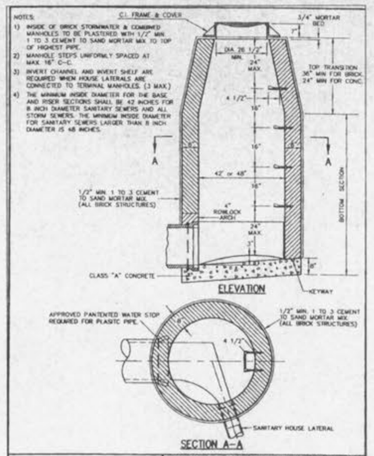

TERMINAL MANHOLE	METROPOLITAN ST. LOUIS SEWER DISTRICT *Standard Details of Sewer Construction*		
	Dr. WSH/SAM Ch. J.C.K.	2000	SHEET 20

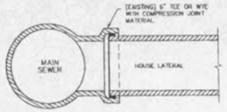

HOUSE CONNECTION

NOTES:

1) 6" V.C.P. WITH COMPRESSION JOINT. (SHOWN)
2) 6" V.C.P. WITHOUT COMPRESSION JOINT. USE SEWER-TITE AND OAKUM.
3) IF 4" HOUSE CONNECTION IS APPROVED, A 4" TO 6" INCREASER IS REQUIRED.
4) IF 6" P.V.C. IS USED A FERNCO ADAPTOR OR SEWER-TITE AND OAKUM MAY BE USED TO MAKE THE JOINT.
5) A CLEAN, DRY BEDDING MATERIAL IS REQUIRED AROUND THE COMPLETED CONNECTION BEFORE BACKFILLING. THE BEDDING MATERIAL SHALL BE ONE OF THE FOLLOWING:
   A. M.S.D. NO. 1 BEDDING.
   B. 1 TO 3 SAND TO CEMENT MORTAR MIX.
   C. "PRE-MIX" CONCRETE.

HOUSE CONNECTION TO EXISTING TEE OR WYE	METROPOLITAN ST. LOUIS SEWER DISTRICT *Standard Details of Sewer Construction*		
	Dr. DAB/SAM Ch. J.C.K.	2000	SHEET 63

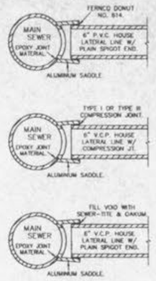

NOTES:

1) 6" V.C.P. OR 8" P.V.C. HOUSE CONNECTION INTO PUBLIC V.C.P. OR PUBLIC P.V.C. MAIN 8" TO 24" DIAMETER AND NO WYE OR TEE AVAILABLE, A MACHINE TAP IS REQUIRED.
2) THE DISTRICT WILL CUT THE HOLE IN THE MAIN, PROVIDE AND EPOXY THE SADDLE TO THE MAIN. ALL OTHER MATERIAL AND LABOR ARE THE RESPONSIBILITY OF THE CONTRACTOR.
3) A CLEAN DRY BEDDING MATERIAL IS REQUIRED AROUND THE CONNECTION BEFORE BACKFILLING. THE BEDDING MATERIAL SHALL BE ONE OF THE FOLLOWING:
   A) M.S.D. NO. 1 BEDDING
   B) 1 TO 3 SAND TO CEMENT MORTAR MIX.
   C) "PRE-MIX" CONCRETE.
4) IF 4" HOUSE CONNECTION IS APPROVED, A 4" TO 6" INCREASER IS REQUIRED AT MACHINE TAP.
5) ALL EXCAVATION MUST BE ADEQUATELY BRACED BEFORE DISTRICT WILL MAKE AN INSPECTION.
6) ALL MATERIAL REQUIRED TO MAKE AN APPROVED CONNECTION MUST BE ON THE CONNECTION SIGHT AT THE TIME OF ARRIVAL OF THE TAP TRUCK. IF THE MATERIAL IS NOT AVAILABLE, THE TAP MUST BE RESCHEDULED.

MACHINE TAP	METROPOLITAN ST. LOUIS SEWER DISTRICT *Standard Details of Sewer Construction*		
	Dr. WSH/SAM Ch. J.C.K.	2000	SHEET 64

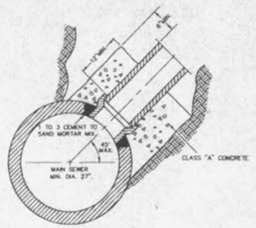

NOTES:

1) THE OPENING SHALL BE CUT BY THE CONTRACTOR TO A SUFFICIENT SIZE TO PERMIT INSERTING A TEE SADDLE OR SHORT LENGTH OF PIPE AT THE REQUIRED ELEVATION AND ANGLE TO ALLOW AT LEAST A TWO INCH SPACE AROUND THE OUTSIDE OF THE PIPE. THIS SPACE WILL BE SOLIDLY FILLED WITH 1 TO 3 CEMENT TO SAND MORTAR MIX AND THE NEW PIPE NEATLY TRIMMED AND POINTED UP FLUSH WITH THE INSIDE OF THE MAIN SEWER.
2) IF THERE ARE REINFORCING BARS IN THE SEWER WALL, ONLY THOSE PREVENTING INSERTION OF THE PIPE MAY BE CUT. ALL OTHERS SHALL BE BENT INTO A CLASS "A" CONCRETE COLLAR AT THE JUNCTION OF THE CONNECTION PIPE AND THE MAIN SEWER.

HOUSE CONNECTIONS ALLOWED BY TEE SADDLE	METROPOLITAN ST. LOUIS SEWER DISTRICT *Standard Details of Sewer Construction*		
	Dr. DAB/SAM Ch. J.C.K.	2000	SHEET 65

CONSTRUCTION DETAILS

AMBER MEADOWS

DO-11289

May 31, 2002