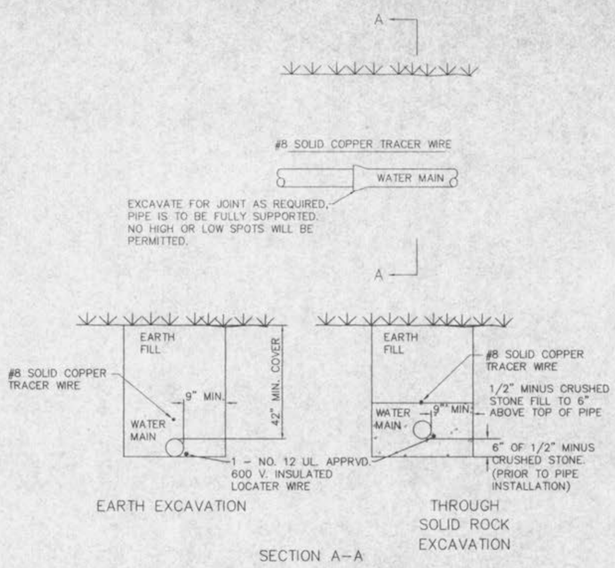

TYPICAL WATER MAIN INSTALLATION DETAILS

NOT TO SCALE

TYPICAL WATER AND SEWER SEPARATION

NOT TO SCALE

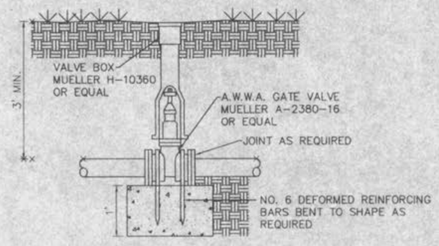

GATE VALVE W/THRUST BLOCK

NOT TO SCALE

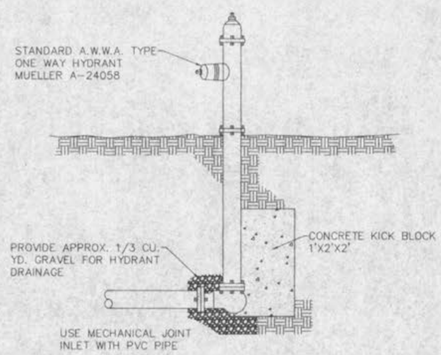

FLUSHING HYDRANT

NOT TO SCALE

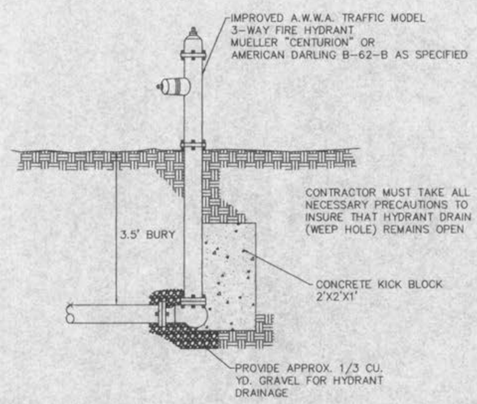

FIRE HYDRANT INSTALLATION DETAIL

NOT TO SCALE

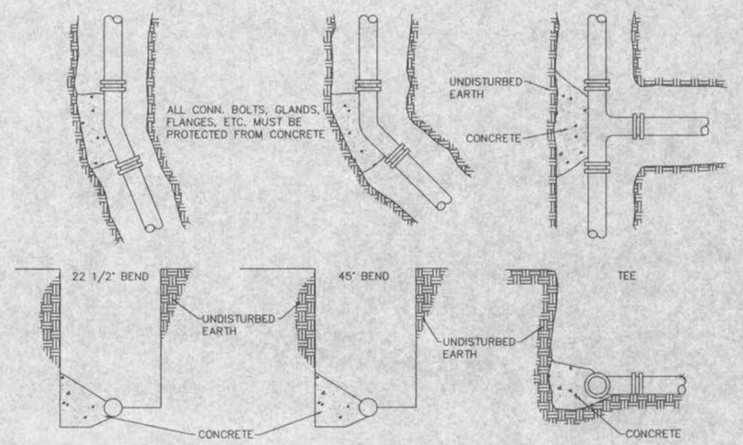

TYPICAL THRUST BLOCK DETAILS

NOT TO SCALE

MAIN SIZE (I.D.)	MIN. THRUST BLOCK BEARING DIMENSIONS TO BEAR AGAINST UNDISTURBED EARTH				
	45° BEND	22 1/2° BEND	TEE	VALVE	CROSS
2"	.5' X 1'	.5' X 1'	.5' X 1'	.5' X 1'	.5' X 1'
4"	1' X 1'	1' X 1'	2' X 1'	2' X 1'	1' X 1'
6"	1.5' X 1'	1' X 1'	2' X 1'	2' X 1'	1' X 1'
8"	2' X 1'	1' X 1'	2' X 2.5'	2' X 2'	1' X 1.5'
10"	2' X 2.5'	1.5' X 2'	2' X 3.5'	2' X 3'	2' X 2'
12"	2' X 3.5'	1.5' X 2.5'	3' X 3.5'	3' X 3'	2' X 3'
16"	3' X 4'	2' X 3'	4' X 4.5'	3' X 4.5'	3' X 3.5'

TYPICAL WATER INSTALLATION DETAILS

\Backup-drive1\DWG\8000PLUS\SC49cov.dwg, Thu Nov 12 16:11:28 1998 STATION 24 TMC