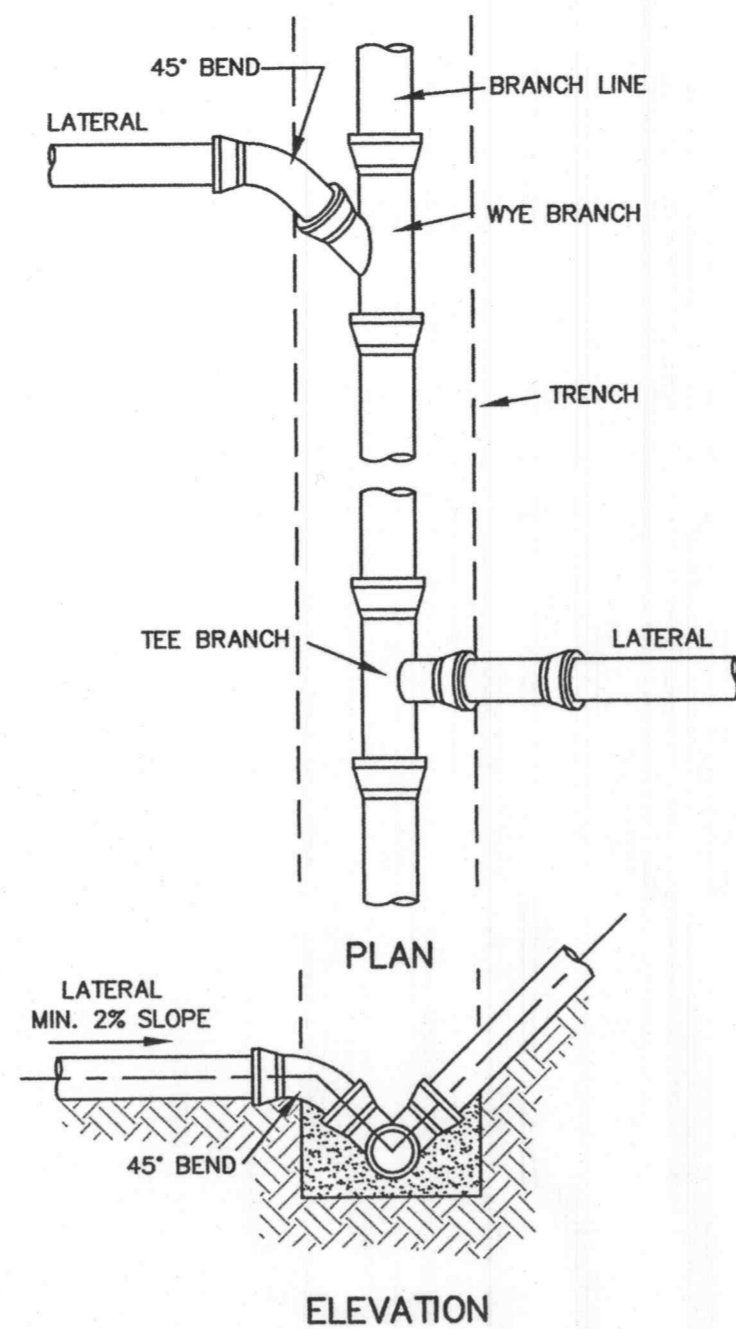
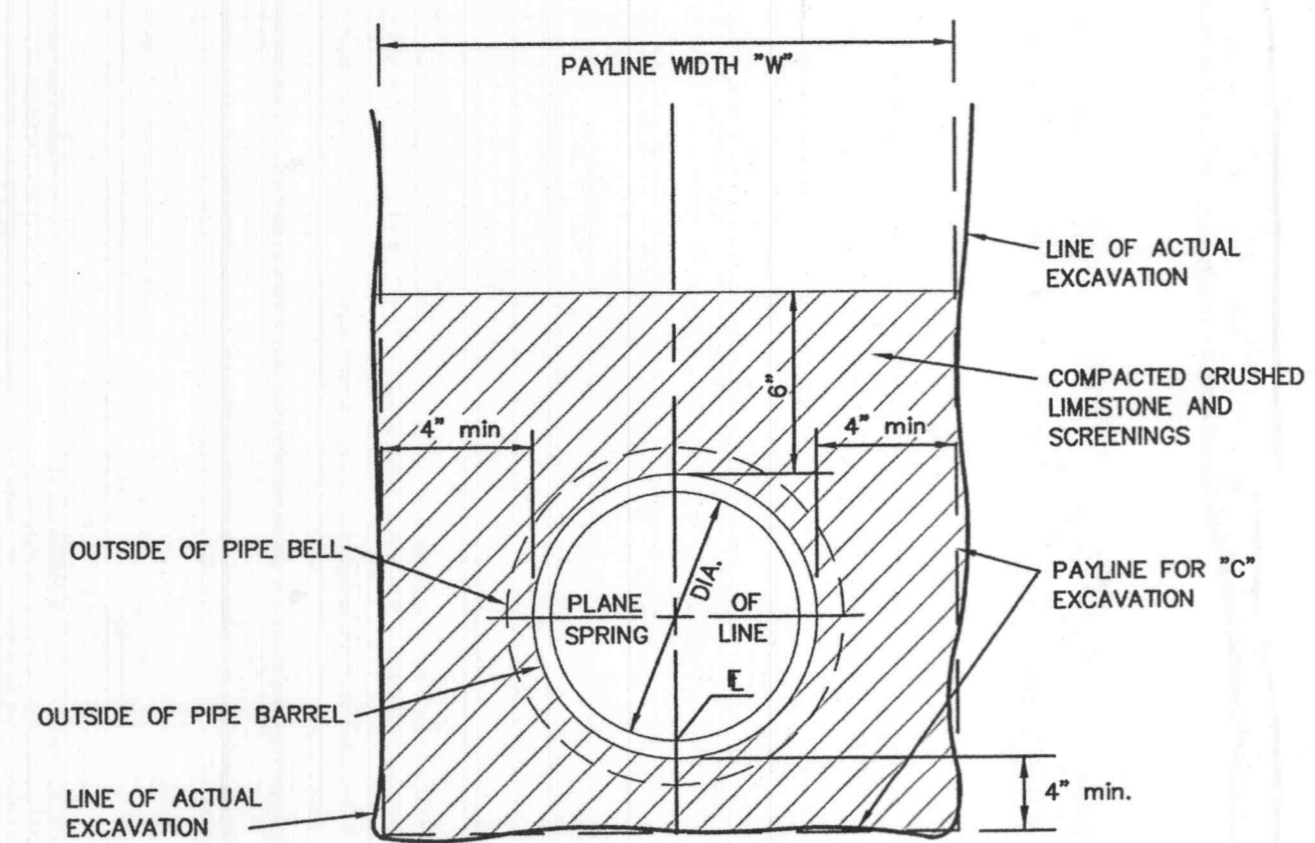


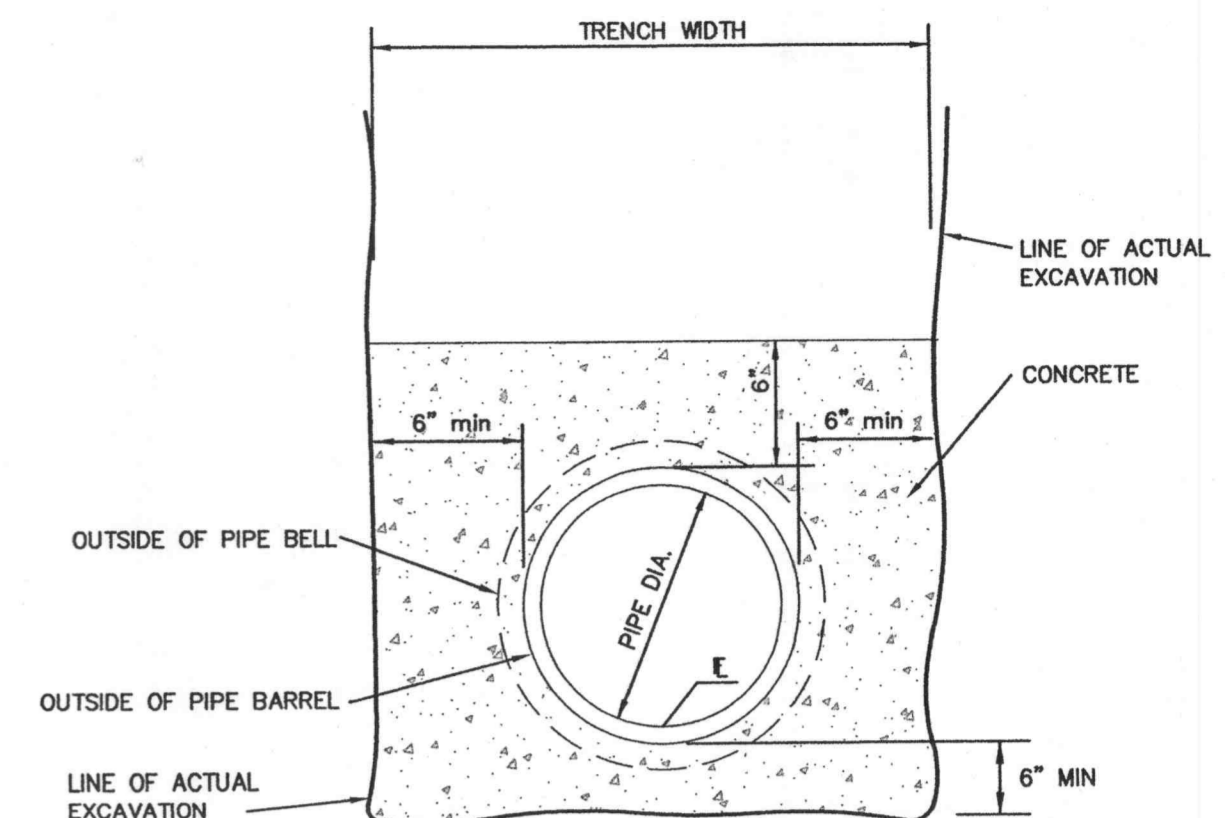
**SEWER CLEANOUT**



**TYP. LATERAL CONNECTION**



**PIPE BEDDING CLASS "C"**



**CONCRETE ENCASEMENT**

SDR-35 x C900  
BELL & BELL ADAPTERS

SIZE	CATALOG NO.	OD	OD	ID	ID	L	CTN
		C900 SEWER		C900 SEWER			QTY
							WT
4x4	337-040	4.80	4.215	4.86	4.25	10.0	1 4
6x6	337-060	6.90	6.275	6.96	6.32	11.13	1 8
8x8	337-080	9.05	8.400	9.13	8.45	12.50	1 15

**DUCKETT CREEK SANITARY DISTRICT**

SDR-35 x C900 BELL AND BELL 4", 6" & 8" ADAPTERS

Des. By: RSM App. By: KLA Date: 1-3-01

Sheet No. 19C

**NOTES:**

- GROUDED RIP-RAP IS REQUIRED AT ALL CREEK CROSSINGS WHERE THE EMBANKMENTS CROSSED ARE STEEPER THAN 1 VERTICAL TO 2 HORIZONTAL RATIO SLOPE; AND ALSO WHERE THERE IS 3 FEET OR LESS COVER OVER THE TOP OF THE SEWER MAIN.
- PLACE RIP-RAP ON LOWER 3/4 OF SLOPE, GRADE UPPER 1/4 OF SLOPE AT 1 VERTICAL TO 2 HORIZONTAL SLOPE FOR SOD OR 1 VERTICAL TO 2.5 HORIZONTAL SLOPE FOR SEED AND STRAW.
- RIP-RAP TO BE "WSD S" GRADATION, MINIMUM 12" THICK, GROUDED WITH 8 SACK MIX, SAND-CEMENT SLURRY, BROOM FINISH.
- INCORPORATE A 3 FEET DEEP TOE WALL ON EMBANKMENT'S UPPER EDGE OF RIP-RAP.
- TOP SURFACE OF RIP-RAP SHOULD NOT BE HIGHER THAN ADJACENT GROUND SURFACE.
- IF PIPE HAS LESS THAN 12" COVER, A PAVED CHANNEL MAY BE REQUIRED.
- DUCTILE IRON PIPE IS REQUIRED WITHIN THE CREEK LIMITS.

**DUCKETT CREEK SANITARY DISTRICT**

TYPICAL CREEK CROSSING

Des. By: BSM App. By: KLA Date: 1-8-01

Sheet No. 24

PREPARED FOR:  
AEDIS, INC.  
6317 CLAYTON ROAD  
CLAYTON, MO 63117  
PH: (314) 862-1101  
FAX: (314) 862-8001

PLANNING & ZONING #: 4703

11/20/03 PER CITY COMMENTS

LEONARD J. MEERS  
REGISTERED PROFESSIONAL ENGINEER  
STATE OF MISSOURI  
LICENSE NO. E-28288

**BANK MIDWEST**  
**SANITARY SEWER DETAILS**

**J. R. GRIMES**  
**CONSULTING ENGINEERS, INC.**

12300 OLD TESSON ROAD  
SUITE 3000  
ST. LOUIS, MO. 63128  
PH. (314) 848-6100  
FAX (314) 849-6010  
E-MAIL jrgeng@attlink.com

DRAWN BY: GJG	DATE: 10/28/03	CHECKED BY: LJM	DATE: 10/28/03	JOB NUMBER: 1132	SHEET: C9
---------------	----------------	-----------------	----------------	------------------	-----------

J:\1132\PLANS\C9 THRU C14-SANDET.dwg Thu Nov 20 13:24:47 2003 Greg\_S