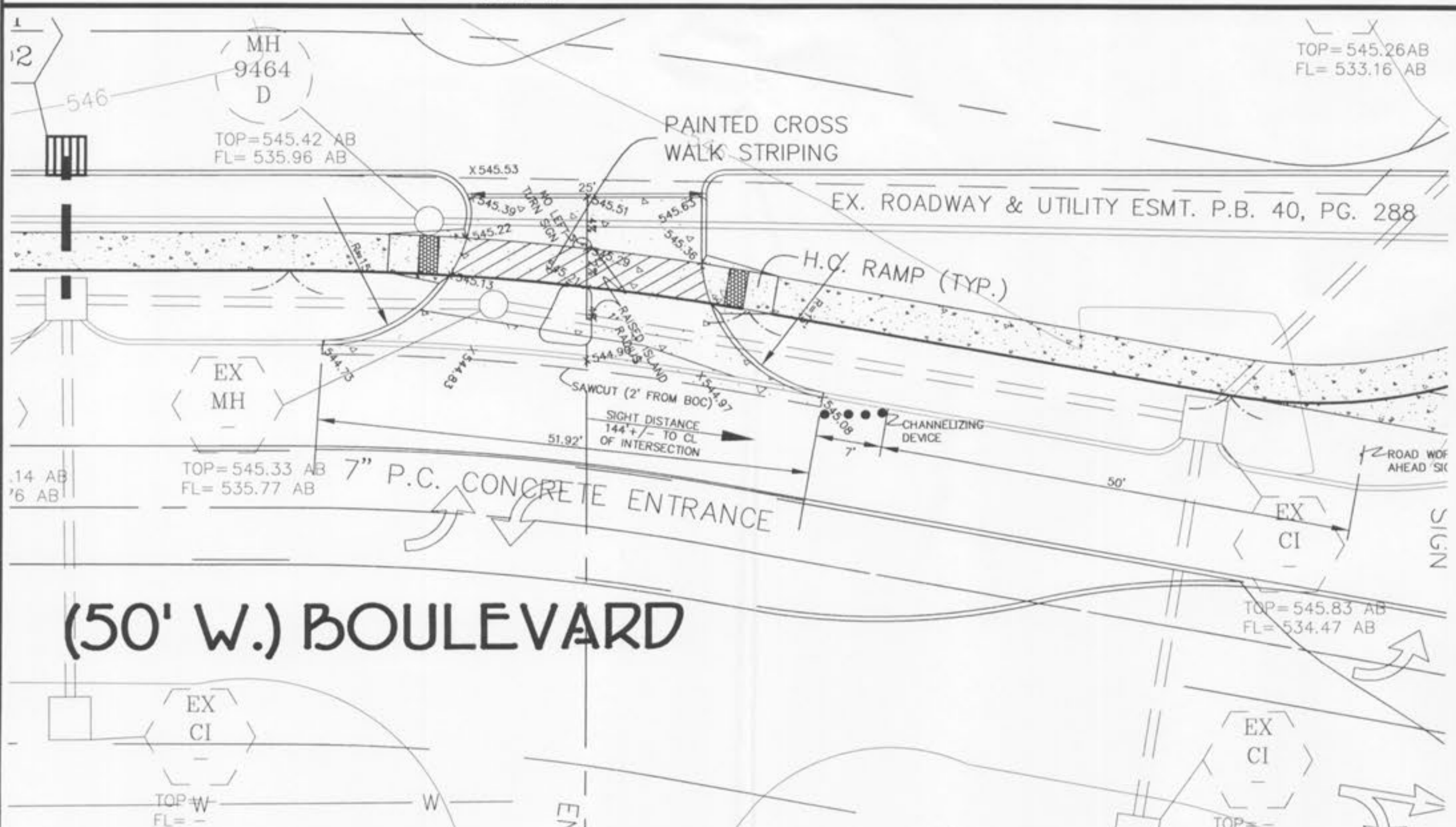


NOTE: GRADES FOR ENTRANCES SHOULD NOT EXCEED 2% AT WALKS, 4% FROM STREETS AND 10% OVERALL. EXISTING PAVEMENT TO BE REMOVED TO NEAREST JOINT. HANDICAPPED ACCESSIBILITY RAMPS SHALL BE PROVIDED ON BOTH SIDES OF THE ENTRANCE. 4" WIDE CONCRETE SIDEWALK BEGINS AT THE EXISTING RIGHT-OF-WAY LINE. TRUNCATED DOMES FOR CURB RAMPS SHALL MEET ADA REQUIREMENTS AND SHALL BE CONSTRUCTED USING RED CAST IN PLACE TRUNCATED DOMES SUCH AS THOSE MANUFACTURED BY ARMOR TILE OR APPROVED EQUAL.

SOUTH ENTRANCE & CONSTRUCTION SIGNING DETAIL

Scale: 1" = 10'

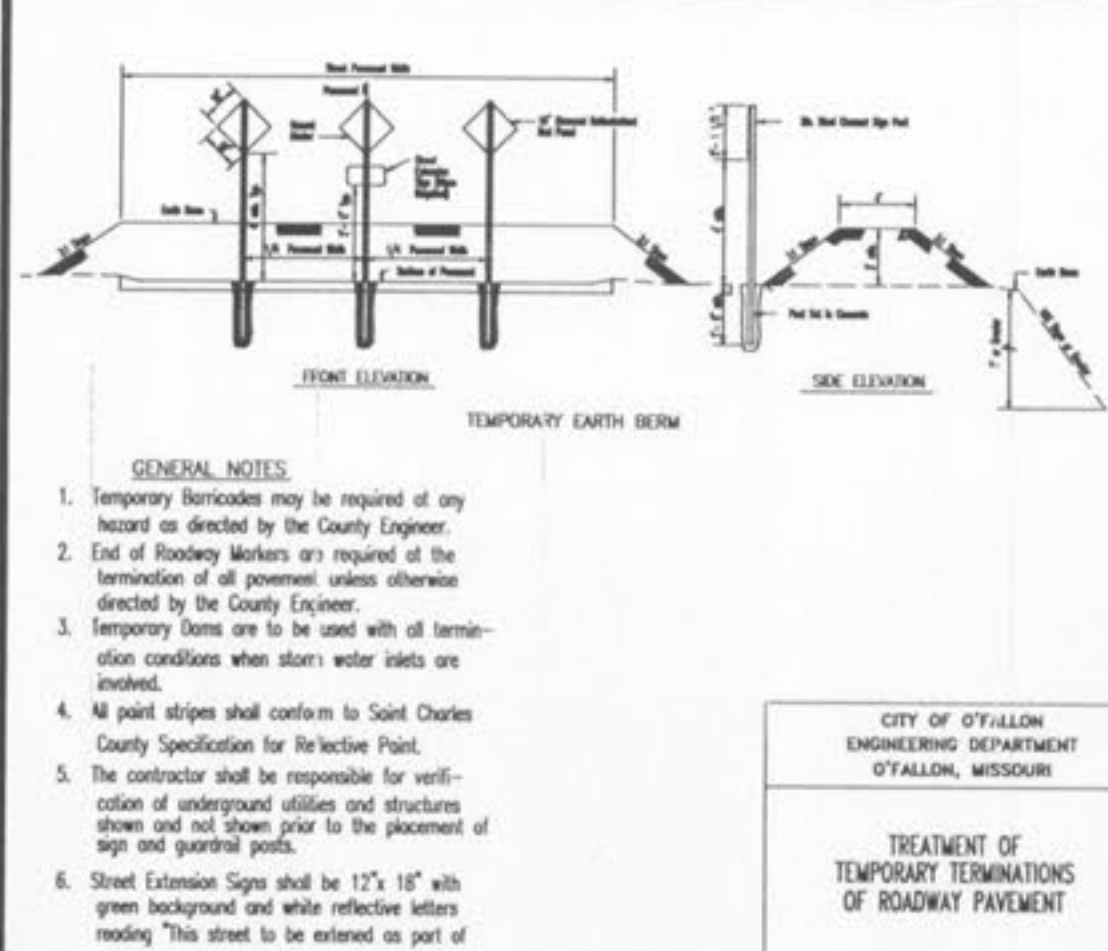


NOTE: GRADES FOR ENTRANCES SHOULD NOT EXCEED 2% AT WALKS, 4% FROM STREETS AND 10% OVERALL. EXISTING PAVEMENT TO BE REMOVED TO NEAREST JOINT. HANDICAPPED ACCESSIBILITY RAMPS SHALL BE PROVIDED ON BOTH SIDES OF THE ENTRANCE. 4" WIDE CONCRETE SIDEWALK BEGINS AT THE EXISTING RIGHT-OF-WAY LINE. TRUNCATED DOMES FOR CURB RAMPS SHALL MEET ADA REQUIREMENTS AND SHALL BE CONSTRUCTED USING RED CAST IN PLACE TRUNCATED DOMES SUCH AS THOSE MANUFACTURED BY ARMOR TILE OR APPROVED EQUAL.

A "NO LEFT TURN" SIGN (R3-2) SHALL BE INSTALLED IN THE RAISED ISLAND. EACH NOSE OF THE ISLAND IS TO BE PAINTED YELLOW OR WHITE A MINIMUM OF 3 FEET DEEP.

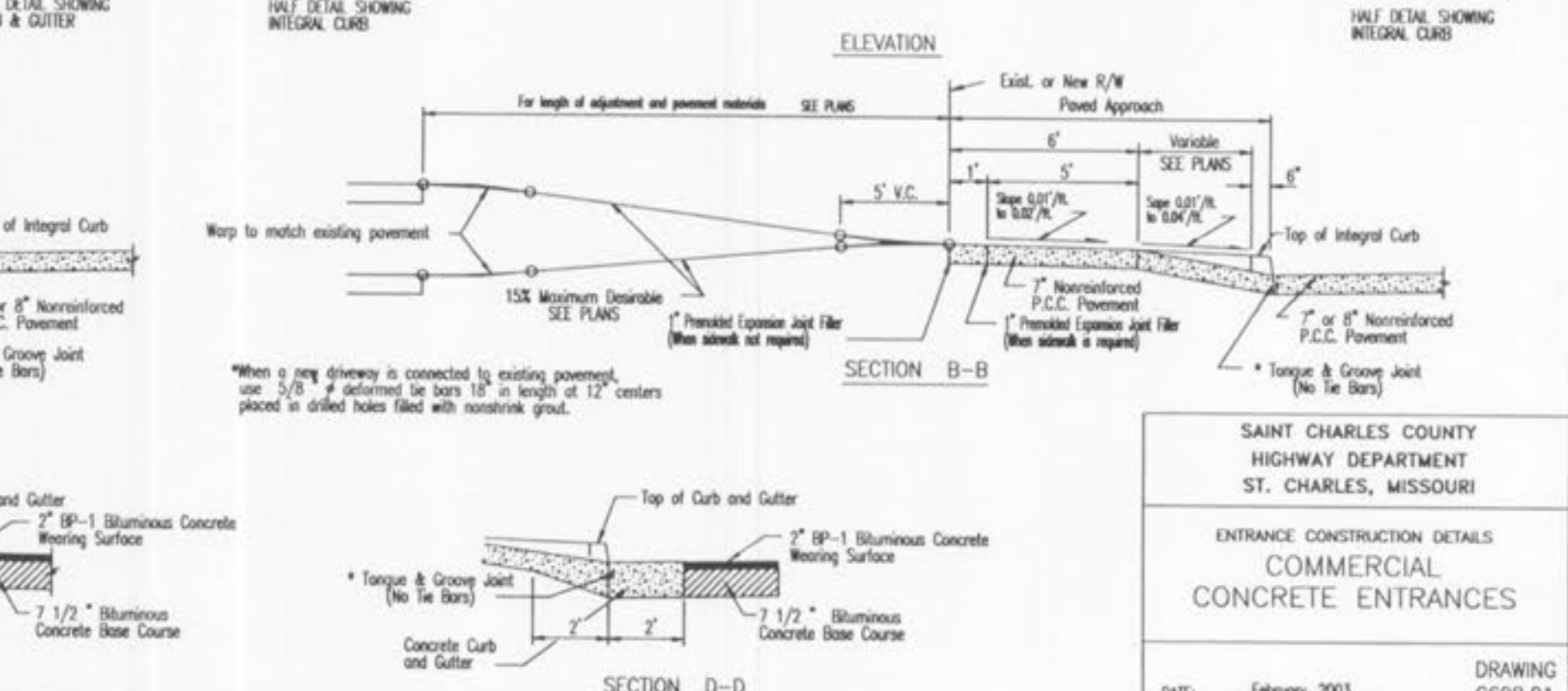
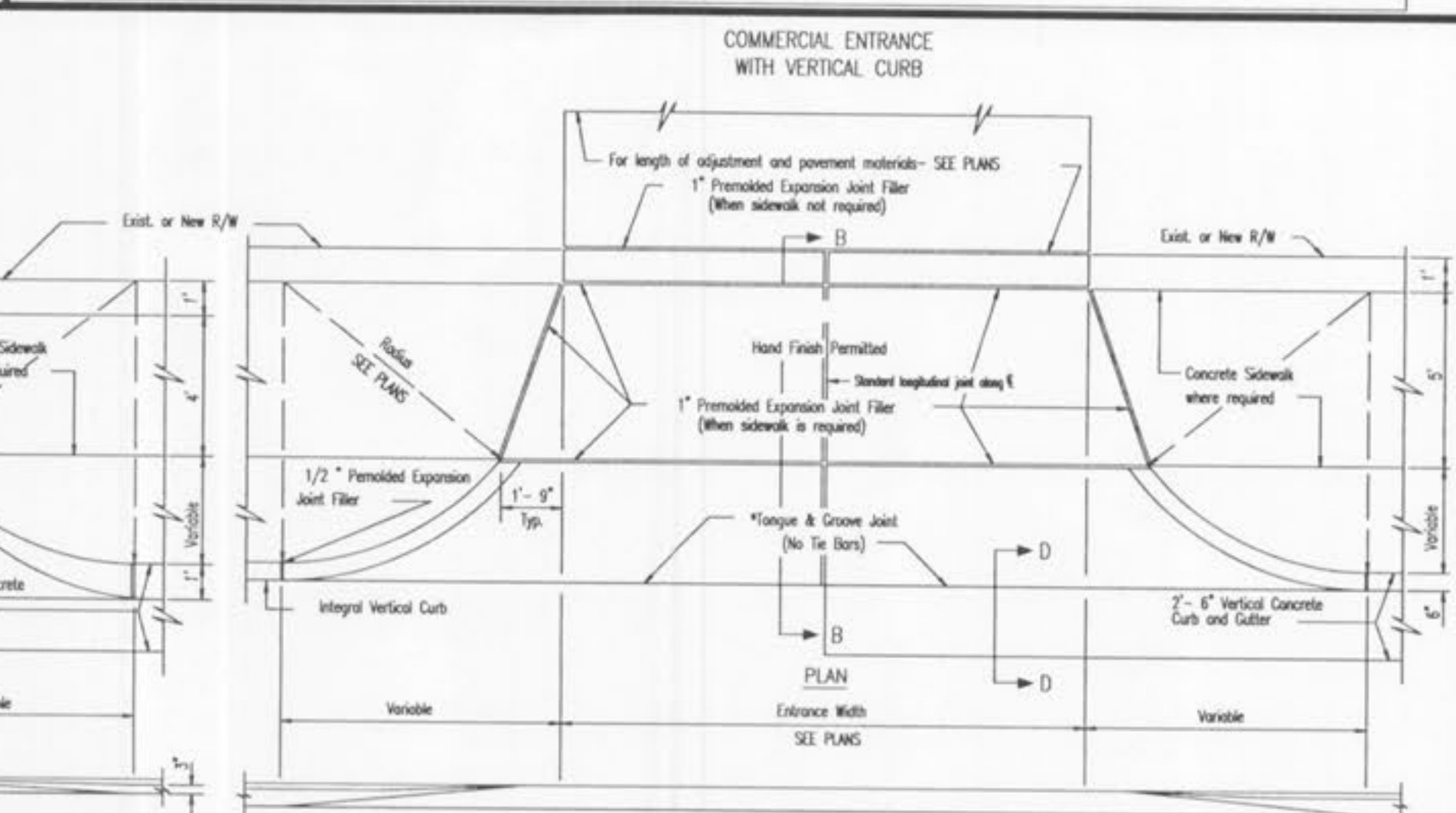
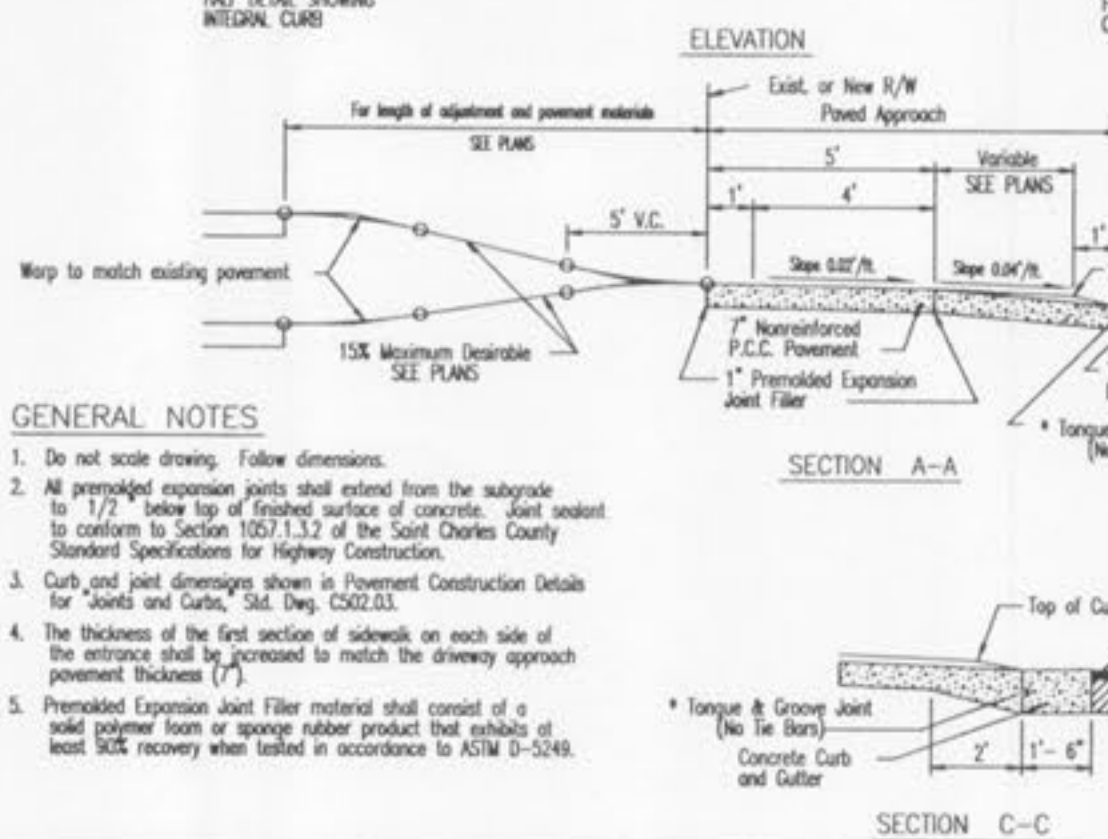
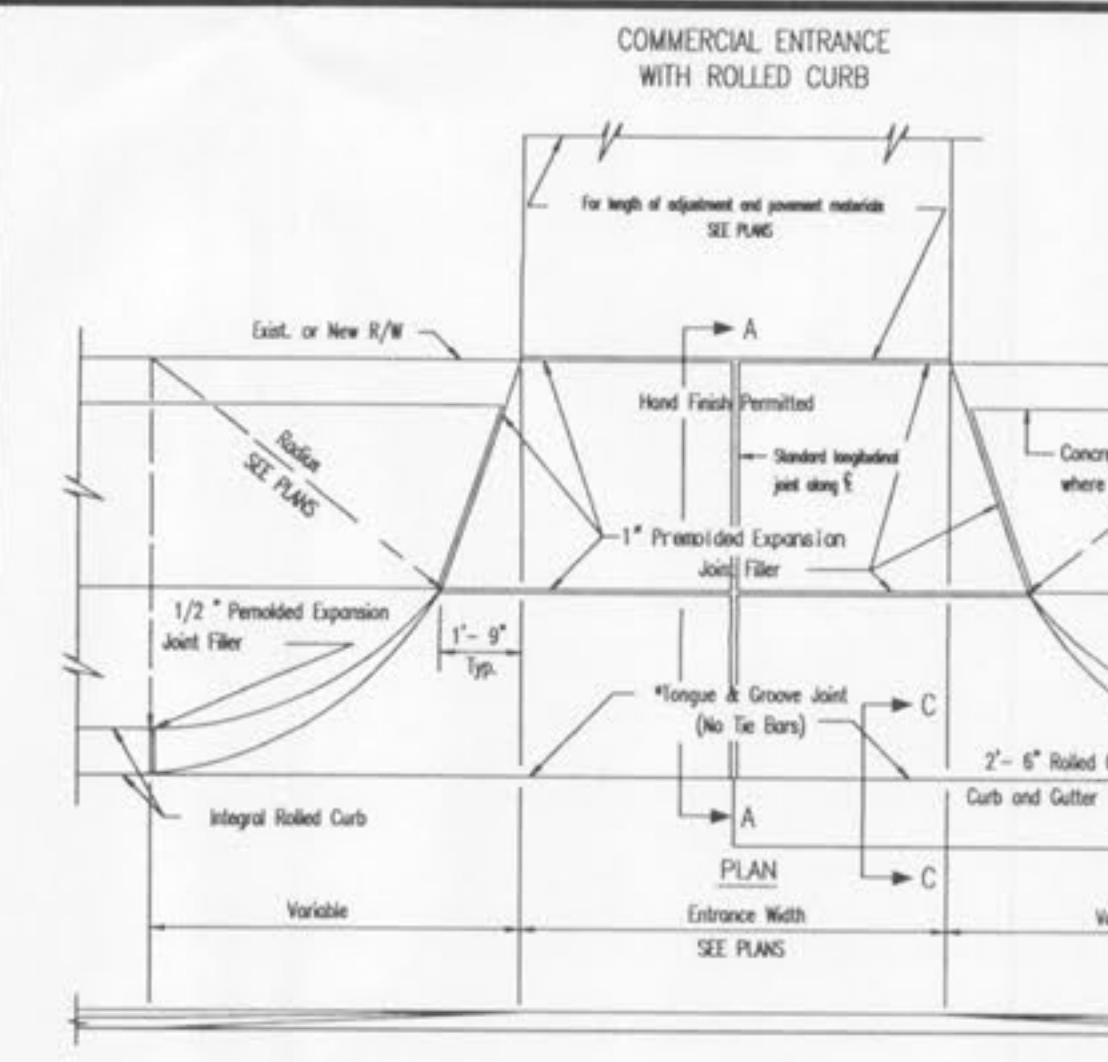
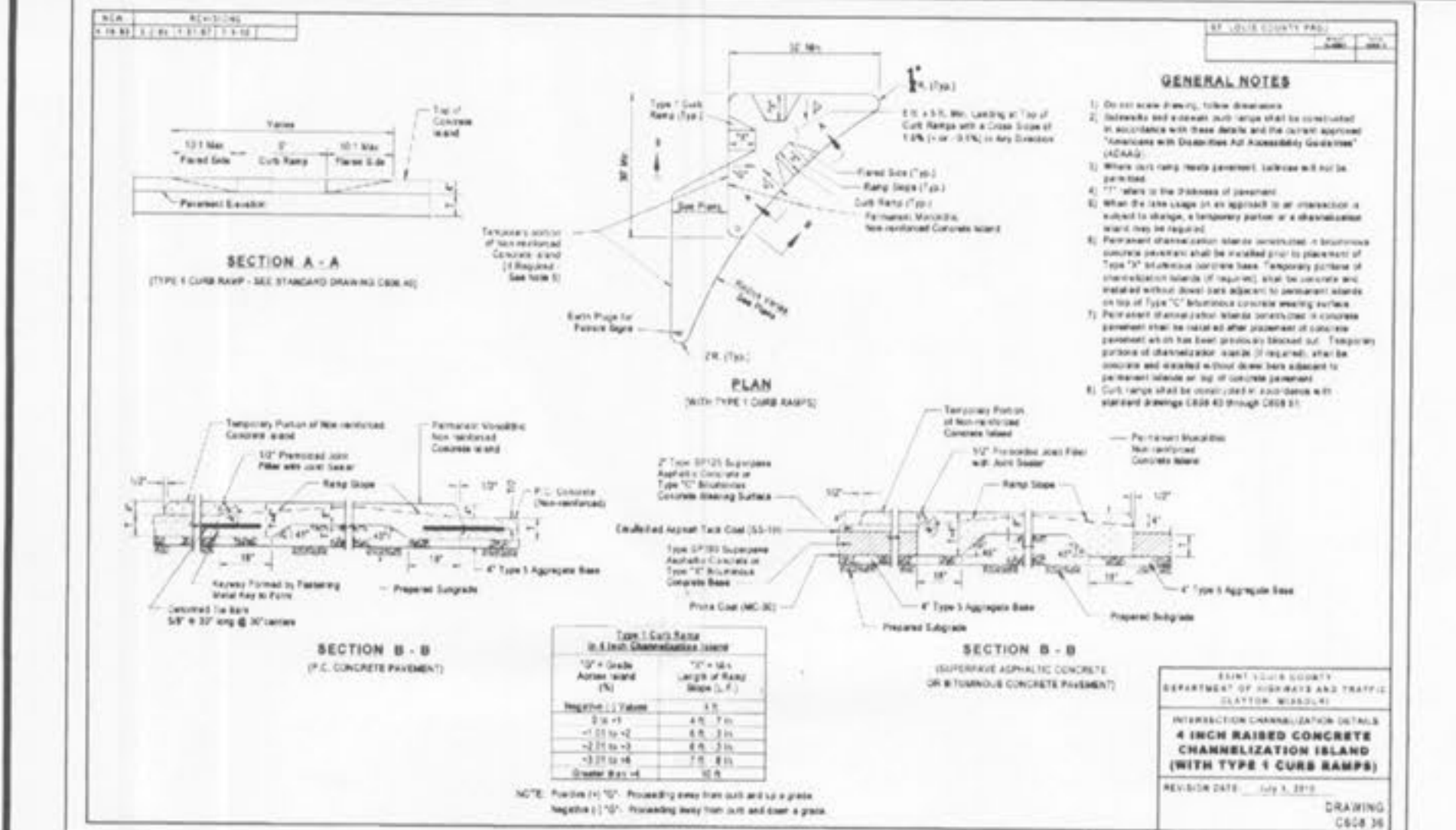
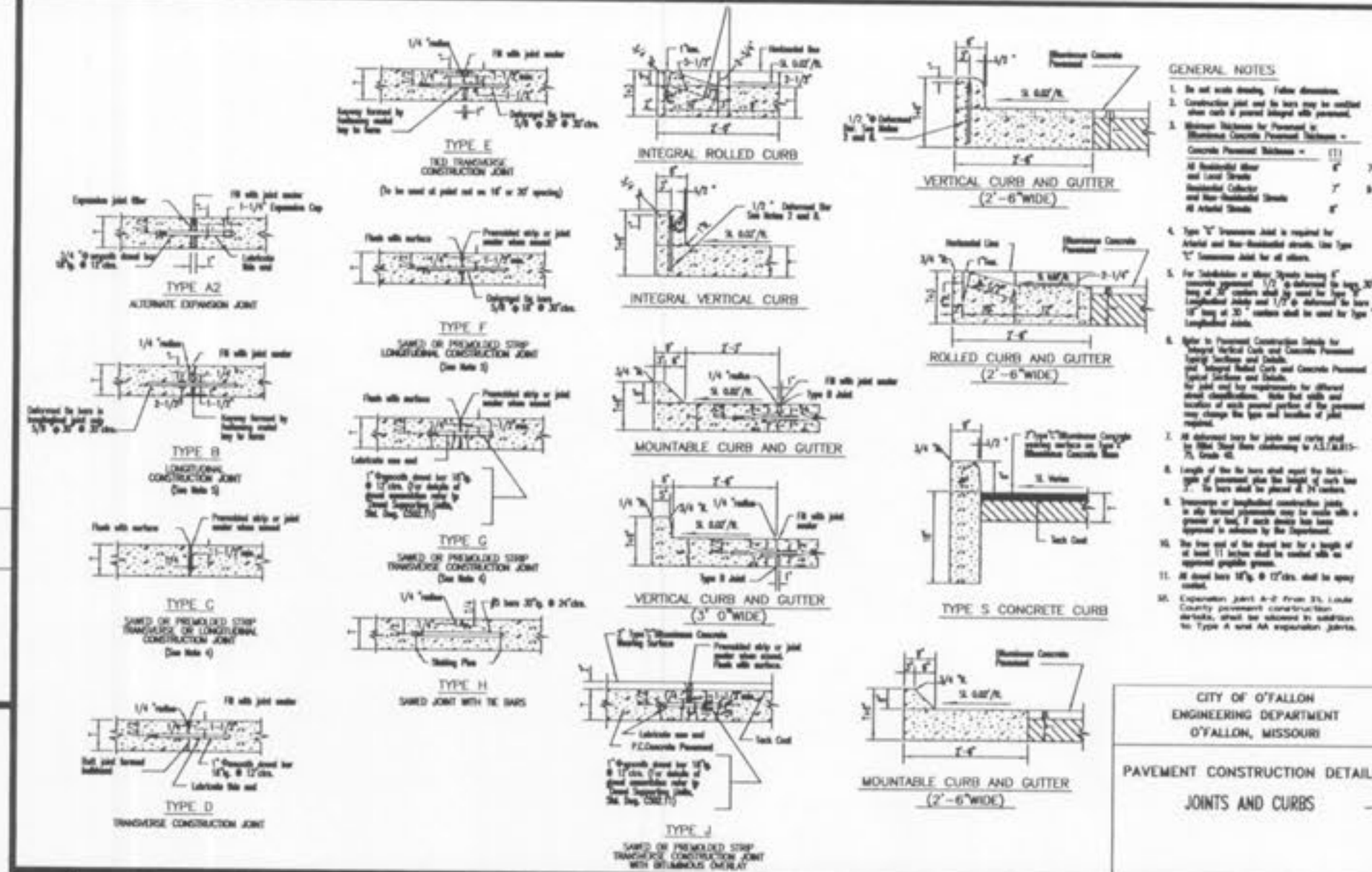
NORTH ENTRANCE & CONSTRUCTION SIGNING DETAIL

Scale: 1" = 10'



TREATMENT OF TEMPORARY TERMINATIONS OF ROADWAY PAVEMENT

CITY OF O'FALLON
ENGINEERING DEPARTMENT
O'FALLON, MISSOURI



GENERAL NOTES

- Do not scale drawing. Follow dimensions.
- All precast expansion joints shall extend from the subgrade to 1/2" below top of finished surface of concrete. Joint sealant to conform to Section 1021.1.1.2 of the Saint Charles County Standard Specifications for Highway Construction.
- Curb and joint dimensions shown in Pavement Construction Details for Curb and Gutter, See (Dep. C402.0).
- The thickness of the first section of sidewalk on each side of the entrance shall be increased to match the driveway approach pavement thickness (1").
- Preformed Expansion Joint Filler material shall consist of a solid polymer foam or sponge rubber product that exhibits at least 100% recovery when tested in accordance to ASTM D-3443.

GENERAL NOTES

- Do not scale drawing. Follow dimensions.
- All precast expansion joints shall extend from the subgrade to 1/2" below top of finished surface of concrete. Joint sealant to conform to Section 1021.1.1.2 of the Saint Charles County Standard Specifications for Highway Construction.
- Curb and joint dimensions shown in Pavement Construction Details for Curb and Gutter, See (Dep. C402.0).
- The thickness of the first section of sidewalk on each side of the entrance shall be increased to match the driveway approach pavement thickness (1").
- Preformed Expansion Joint Filler material shall consist of a solid polymer foam or sponge rubber product that exhibits at least 100% recovery when tested in accordance to ASTM D-3443.

PROJECT TITLE:
BETH ACADEMY
ENTRANCE & PAVEMENT DETAILS

REVISION:
DATE: 7/15/10
ENGINEERING DEPT. COMMENTS:
NO: 1

MUSLER ENGINEERING COMPANY
CIVIL ENGINEERING - PLANNING - LAND SURVEYING
32 Portwest Court, St. Charles, Missouri 63303
Telephone: (636) 916-0444
Fax: (636) 916-9444

CITY OF O'FALLON
ENGINEERING DEPARTMENT
O'FALLON, MISSOURI

PAVEMENT CONSTRUCTION DETAILS
JOINTS AND CURBS

DATE: APRIL 2010
DRAWN: R.S.M./J.R.S.
CHECKED: R.S.M./J.R.S.
PROJECT NO.: 10-1178
SHEET NO.: 10-1178

DISCLAIMER OF RESPONSIBILITY

I hereby specify that the documents intended to be authorized by my seal are limited to this sheet, and I hereby disclaim any responsibility for all other drawings, specifications, estimates, reports or other documents or instruments resulting therefrom or intended to be used for any part or parts of the architectural or engineering project or work.

JEFFREY R. SMITH
PROFESSIONAL ENGINEER
NUMBER 2071004672
7-29-10

JEFFREY R. SMITH, P.E.
MO. P.E. # E-2001004672

PREPARED FOR:
BETH HOLDINGS, LLC
MR. DAVID BETH
322 COUNTRY MEADOWS DRIVE
ST. CHARLES, MISSOURI 63303

TELEPHONE: 314-614-2207
FAX: 314-553-5078
E-mail: dbeth01@sbcglobal.net

P & Z No.
00-27.17.02 - 4/1/10
City No.

Page No. **13**

SAINT CHARLES COUNTY
HIGHWAY DEPARTMENT
ST. CHARLES, MISSOURI

ENTRANCE CONSTRUCTION DETAILS
COMMERICAL CONCRETE ENTRANCES

DATE: February, 2005
DRAWING: C608.01