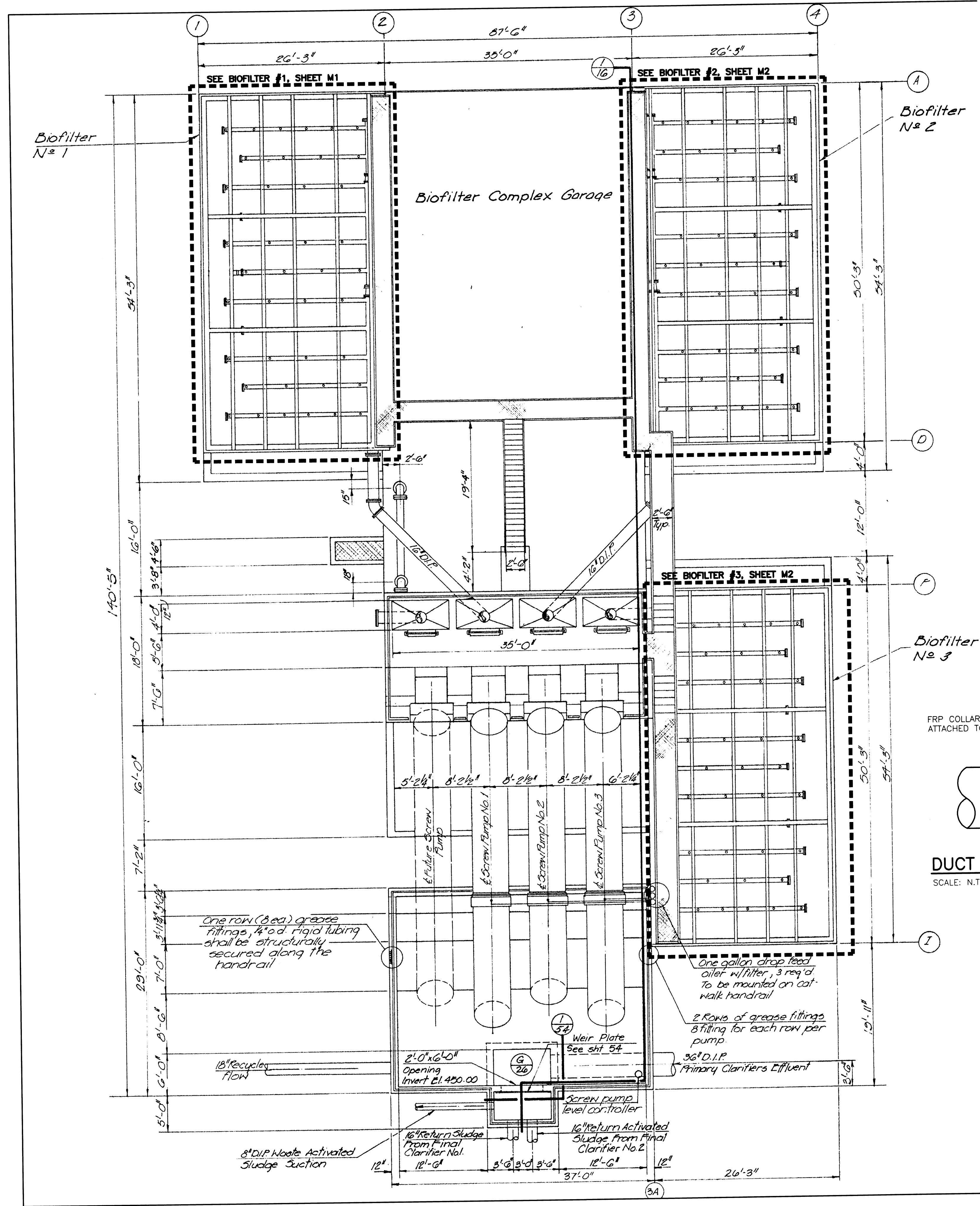
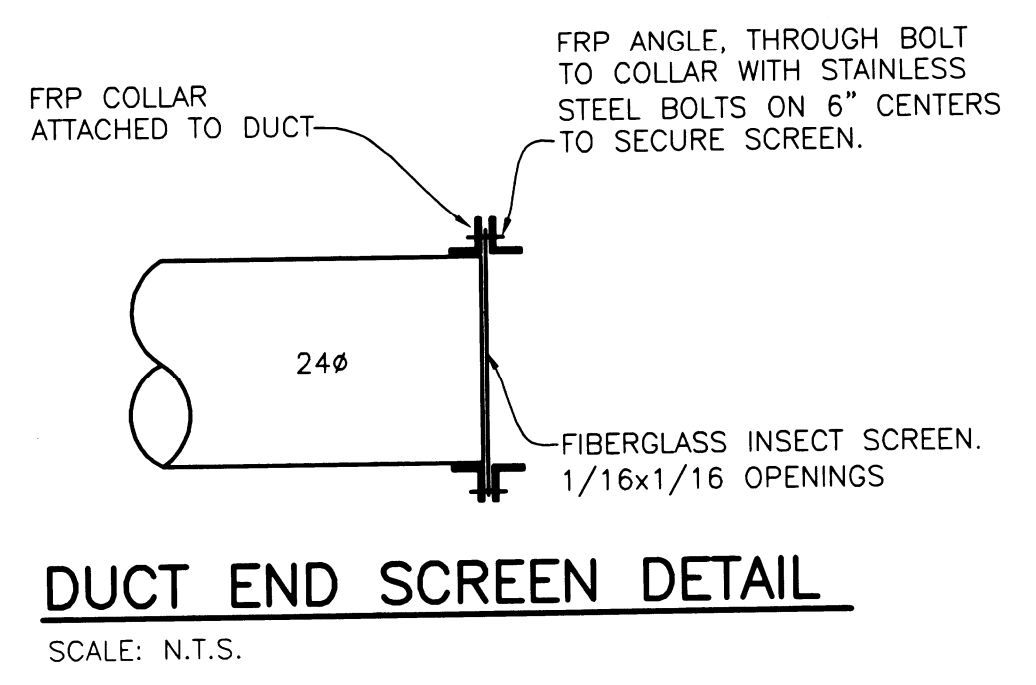
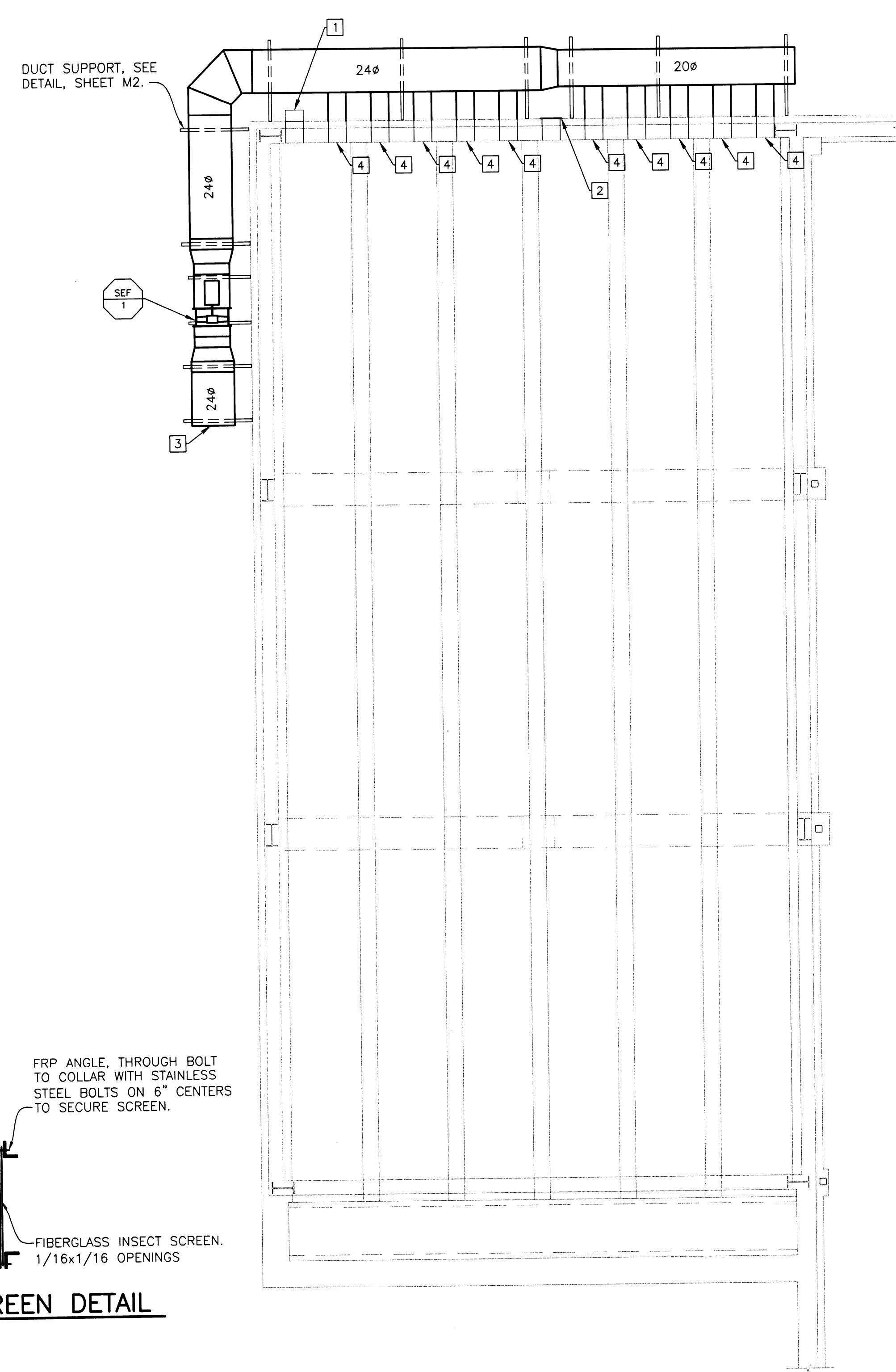


DWG: M:\07083\07083M01.dwg CTR: Hs_Eulespec.ctb
 SAVE DATE: 1/14/2008 7:48:24 AM PLOT DATE: 1/14/2008 7:52:44 AM OPERATOR: BVSININE



GENERAL LAYOUT
 SCALE: 1/8" = 1'-0"



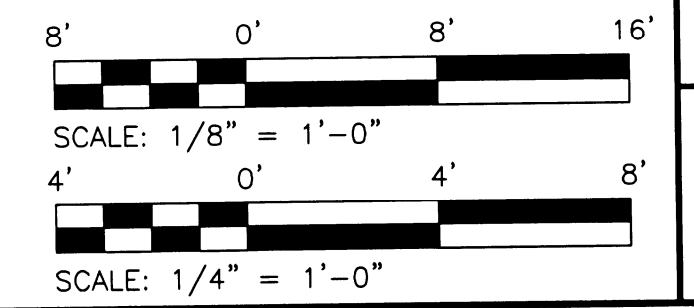
DUCT END SCREEN DETAIL
 SCALE: N.T.S.

ABBREVIATIONS:
 SEF-SUPPLY/EXHAUST FAN

BIOFILTER #1 LAYOUT
 SCALE: 1/4" = 1'-0"

- KEYED NOTES:**
- EXISTING GUTTER DRAIN BOX TO REMAIN.
 - COVER EXISTING UNUSED 10" Ø OPENING IN BIOFILTER WITH CAP FABRICATED OF SAME MATERIAL AS DUCTWORK.
 - PROVIDE SCREEN ON END OF DUCT. SEE DETAIL, THIS SHEET.
 - CONNECT NEW 10" Ø DUCT TO EXISTING 10" Ø PIPE VENT. SEE SECTION B AND ENLARGED DUCT DETAIL LOCATED ON SHEET M2.

***ALL WORK ON THIS DRAWING PART OF ALTERNATE NO. 2,
 SEE BID FORM PARAGRAPH 4.C.**



CITY OF O'FALLON, MISSOURI
 BIOTOWER COMPLEX MEDIA REPLACEMENT
 CONTRACT NO. 07-006

VENTILATION IMPROVEMENTS
 SECTIONS AND DETAILS

HORNER & SHIFRIN, INC.
 ENGINEERS

THE PROFESSIONALS WHOSE SIGNATURES AND SEALS APPEAR HERE, ASSUME RESPONSIBILITY FOR WHAT APPEARS ON THIS SHEET ONLY. ALL OTHER DRAWINGS, SPECIFICATIONS OR OTHERS ARE NOT PART OF THE PRODUCT FOR WHICH THE SEAL INDICATES RESPONSIBILITY.

MISSOURI PROFESSIONAL ENGINEERING BOARD
 LICENSE NO. 171066A

NO.	DATE	REVISION
0	1/14/08	ISSUED FOR BID

JOB NO. 07.083
 REF. NO.
 SHEET 9 OF 12
M1