

ROUND PIPE				HORIZONTAL ELLIPTICAL PIPE			
INCH DIAMETER OF PIPE (INCHES)	"W" PAYLINE WIDTH OF TRENCH (FEET)	"M" PAYLINE WIDTH OF TRENCH (FEET)	PAY-LINES PER FT. OF PIPE	INCH DIMENSIONS OF PIPE (INCHES)	"W" PAYLINE WIDTH OF TRENCH (FEET)	"M" PAYLINE WIDTH OF TRENCH (FEET)	PAY-LINES PER FT. OF PIPE
4	30	2.50	2.28				
6	30	2.50	2.28				
8	30	2.50	2.28				
10	30	2.50	2.28				
12	30	2.50	2.28				
15	36	3.00	2.75				
18	36	3.00	2.75	14 x 23	41	3.42	3.94
21	36	3.00	2.75				
24	42	3.50	3.28	18 x 30	49	4.08	4.68
27	42	3.50	3.28	22 x 34	53	4.42	5.02
30	48	4.00	3.78	24 x 38	58	4.83	5.43
33	48	4.00	3.78	27 x 42	62	5.17	5.77
36	54	4.50	4.28	29 x 45	66	5.50	6.10
39	54	4.50	4.28	32 x 49	71	5.92	6.52
42	60	5.00	4.78	34 x 53	75	6.25	6.85
45	60	5.00	4.78	36 x 56	83	6.82	7.42
54	72	6.00	5.78	42 x 66	92	7.87	8.47
60	84	7.00	6.78	48 x 76	101	8.42	9.02
66	96	8.00	7.78	53 x 83	109	9.08	9.68
72	108	9.00	8.78	58 x 91	118	9.83	10.43
78	120	10.00	9.78	63 x 98	126	10.50	11.10
84	132	11.00	10.78	68 x 106	135	11.25	11.85
90	144	12.00	11.78	72 x 113	143	11.92	12.52
96	156	13.00	12.78	77 x 121	152	12.67	13.27
102	168	14.00	13.78	82 x 128	160	13.32	13.92
108	180	15.00	14.78	87 x 136	168	14.00	14.60
114	192	16.00	15.78	92 x 144	176	14.67	15.27
120	204	17.00	16.78	97 x 151	185	15.42	16.02
126	216	18.00	17.78	102 x 159	193	16.17	16.77
132	228	19.00	18.78	107 x 166	202	16.83	17.43
144	252	21.00	20.78	118 x 180	218	18.17	18.77

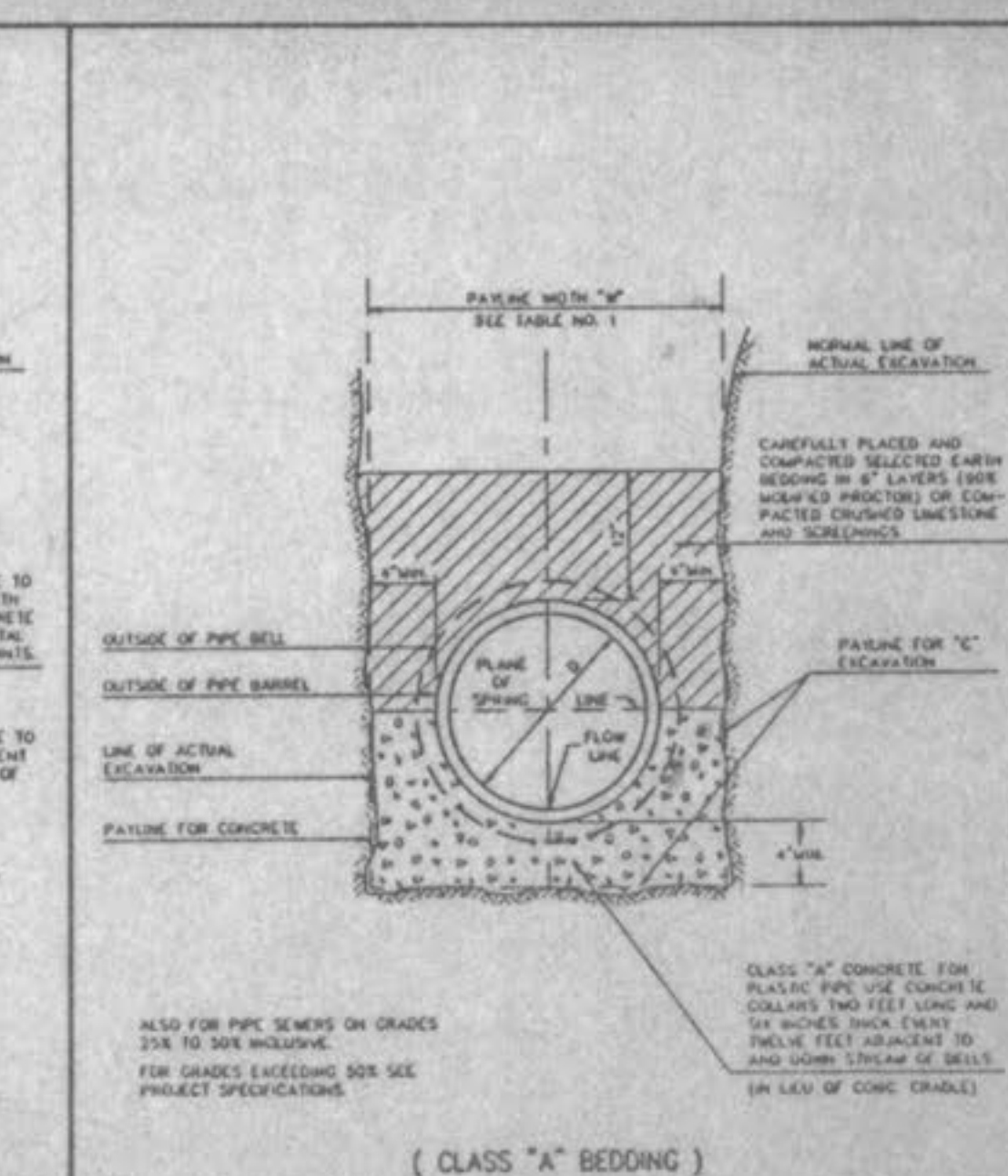
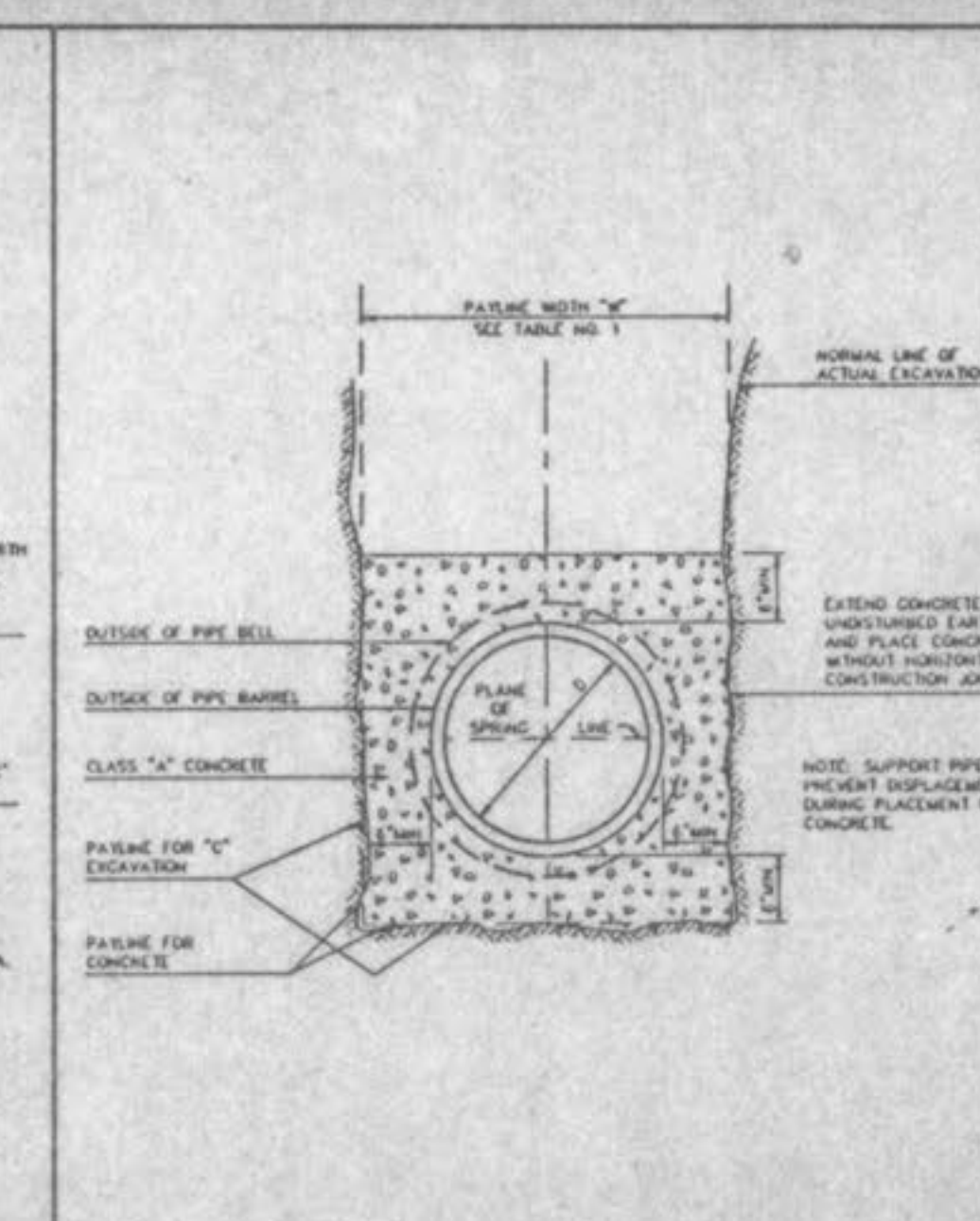
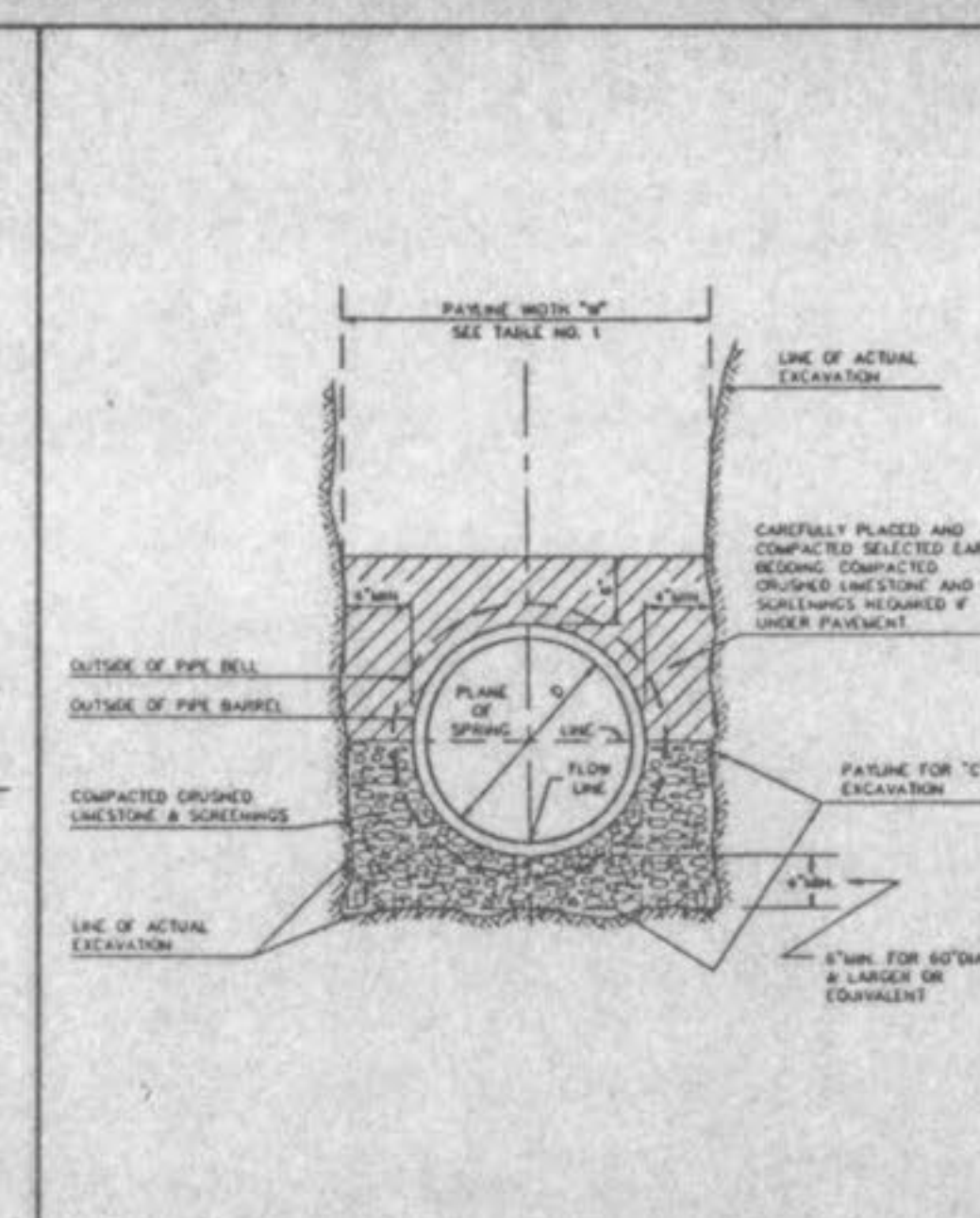
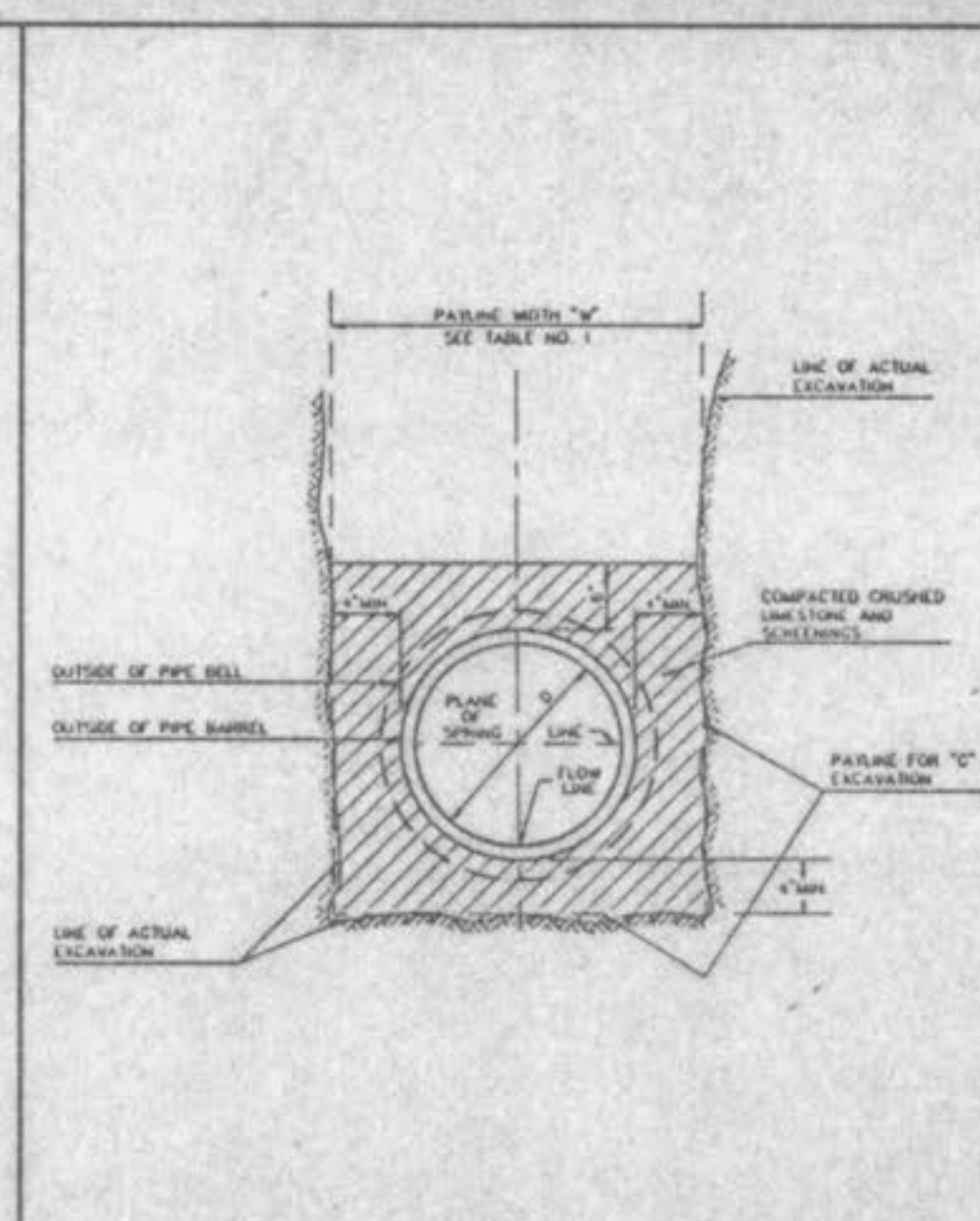
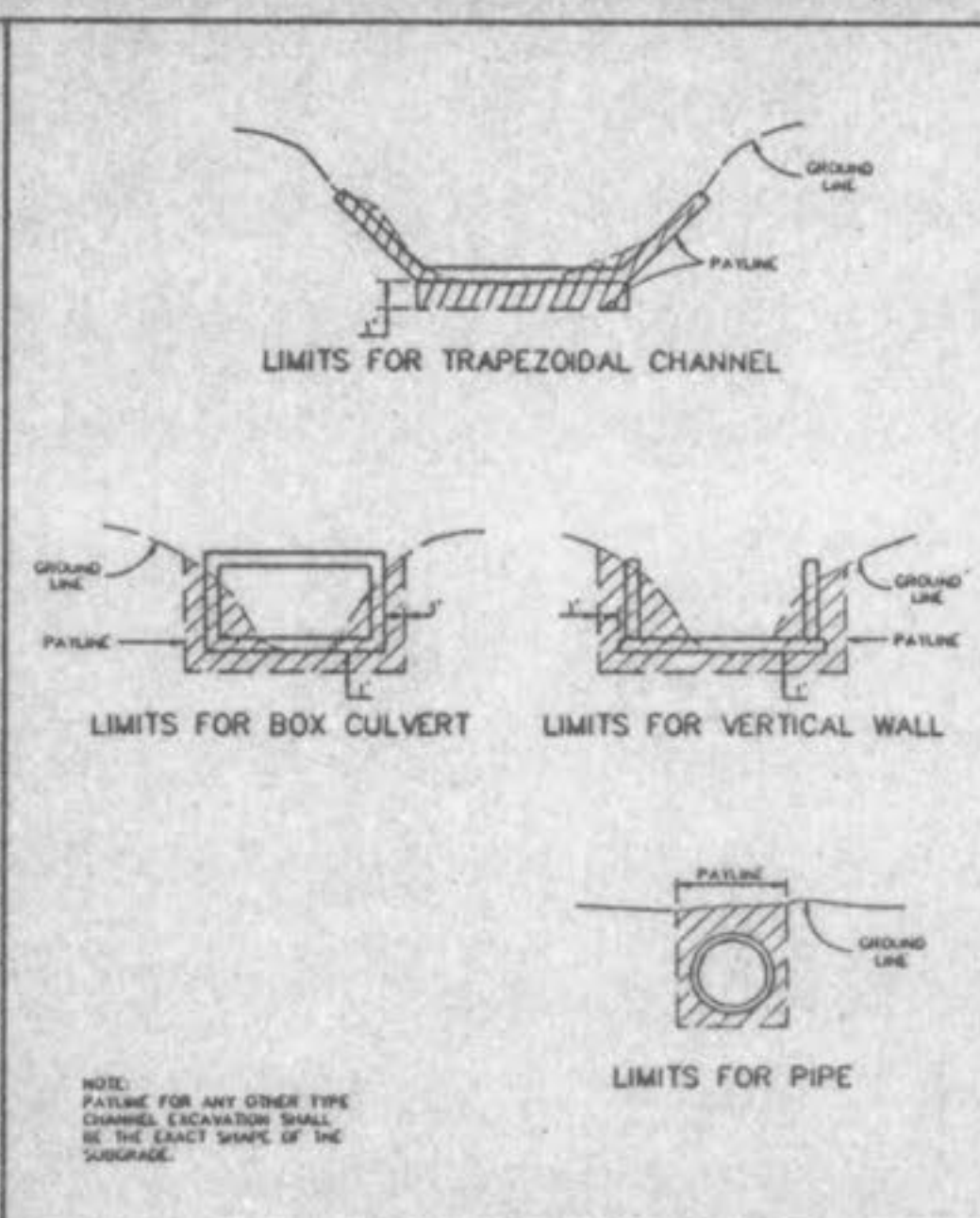


TABLE 1
PAYLINE WIDTHS OF TRENCH AND PAY-QUANTITIES OF CONCRETE

PAYLINE LIMITS FOR EXCAVATION

PIPE BEDDING CLASS "C" (FOR ALL PIPE EXCEPT REINFORCED CONCRETE PIPE)

PIPE BEDDING CLASS "C" (MODIFIED FOR REINFORCED CONCRETE PIPE)

CONCRETE ENCASUREMENT

CONCRETE CRADLE

