

| | | | | |
|--------------------------------|---|----------|--|--|
| GUTTER SUMPS FOR VERTICAL CURB | METROPOLITAN ST. LOUIS SEWER DISTRICT Standard Details of Sewer Construction | | | |
| Dr. W.S.H. Ch. J.C.K. | 1992 | SHEET 55 | | |

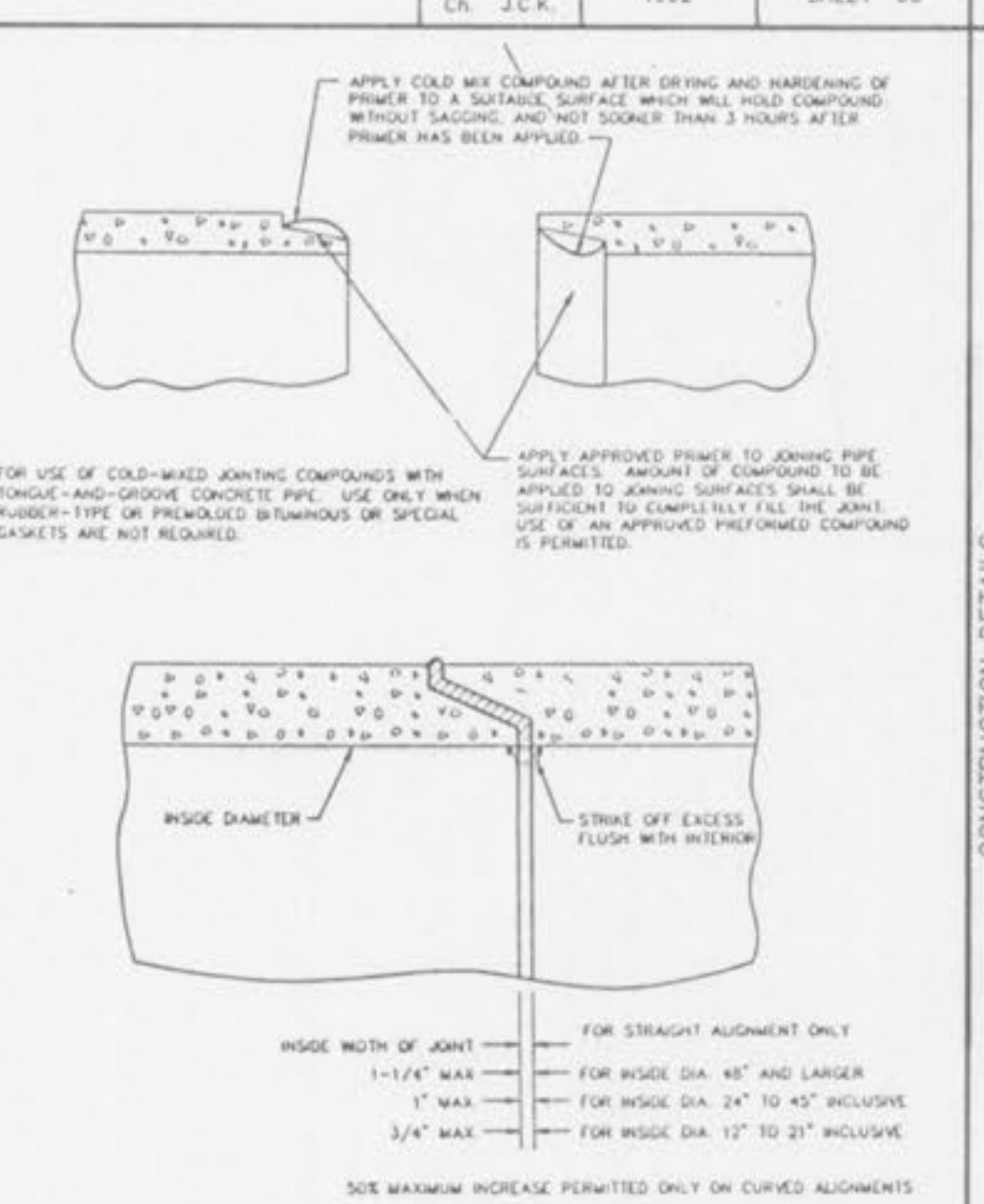
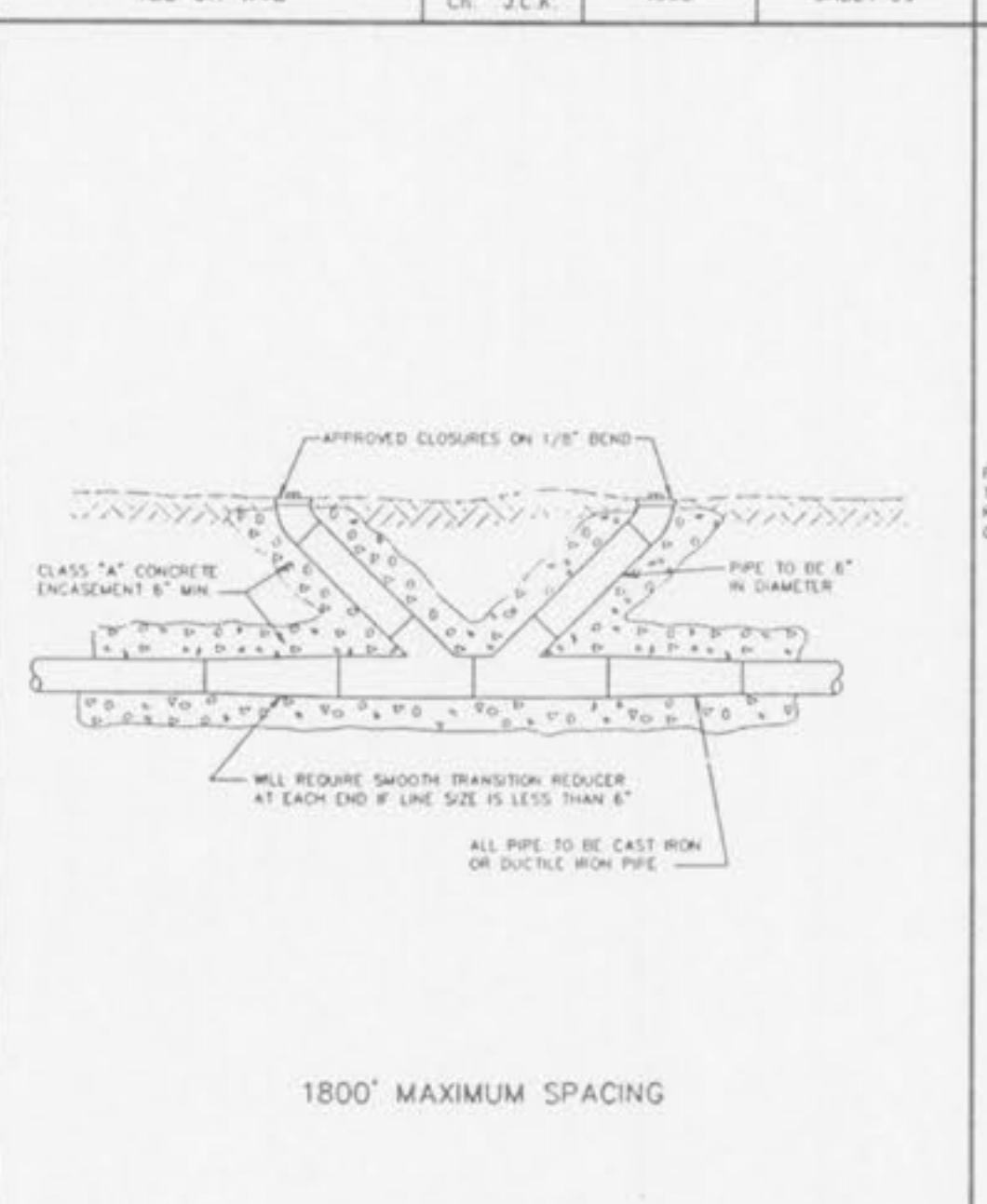
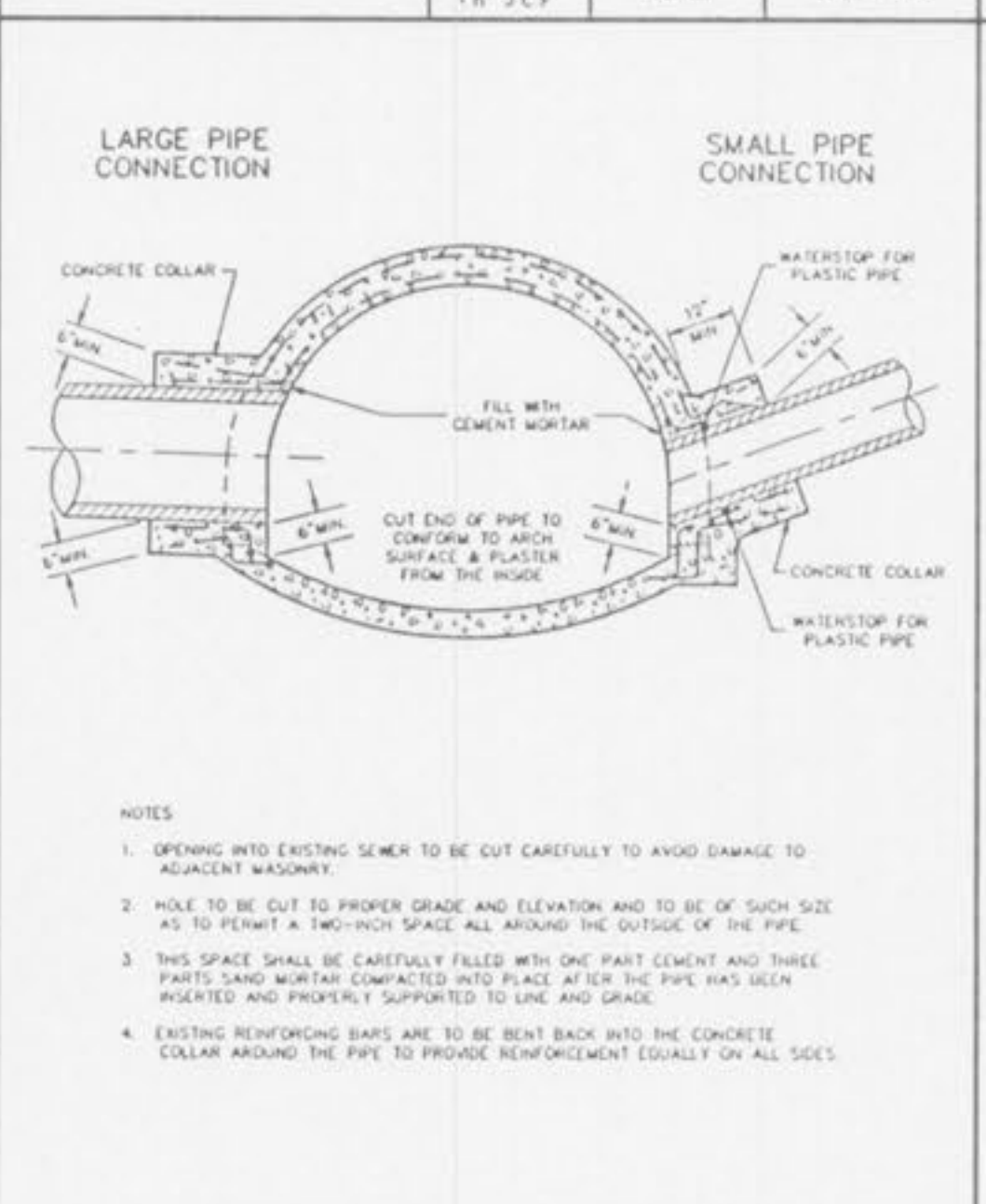
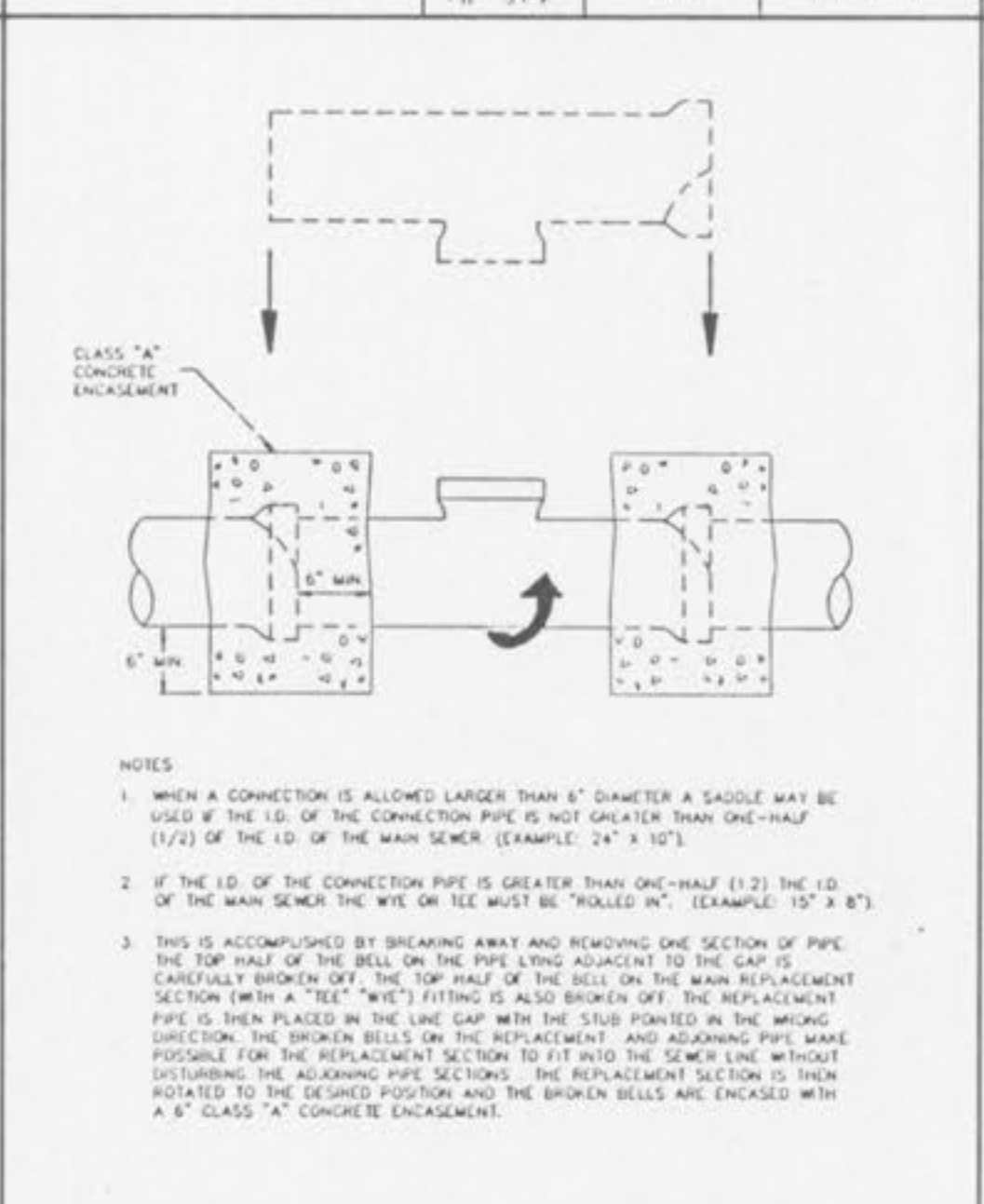
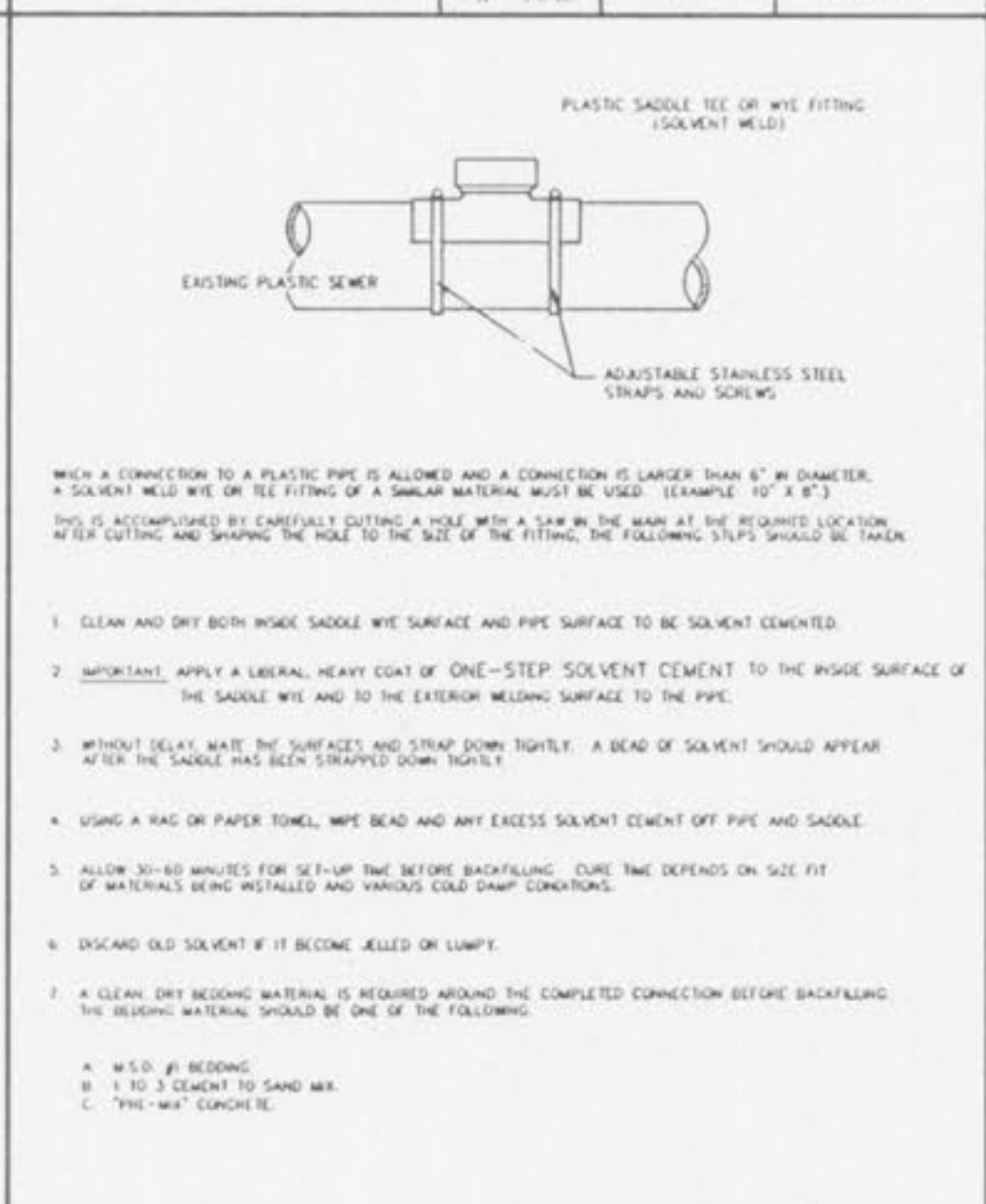
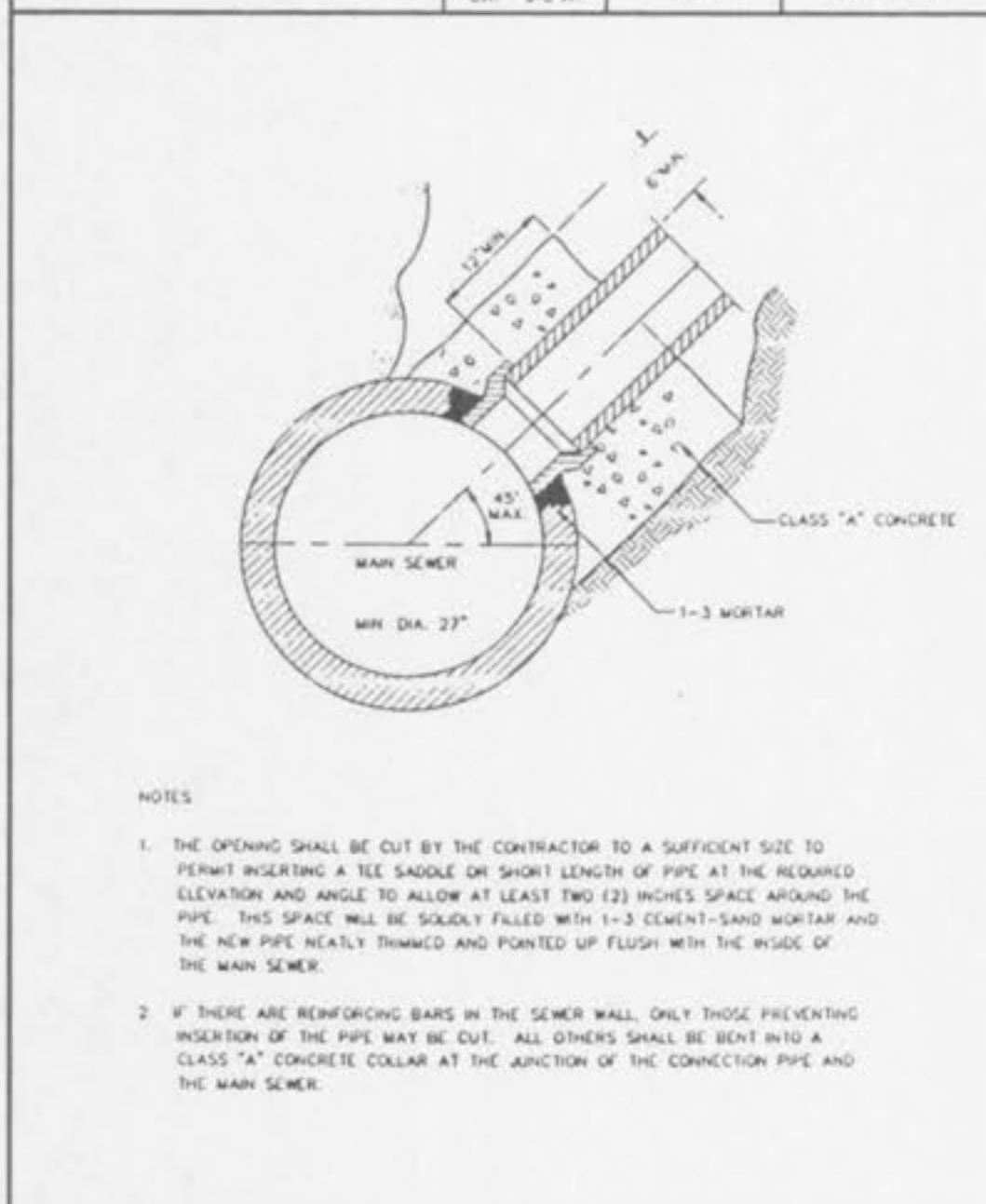
| | | | | |
|--------------------------|---|----------|--|--|
| GUTTER SUMP FOR LIP CURB | METROPOLITAN ST. LOUIS SEWER DISTRICT Standard Details of Sewer Construction | | | |
| Dr. R.C.W. Ch. J.C.K. | 1992 | SHEET 56 | | |

| | | | | |
|--------------------------|---|----------|--|--|
| FLARED END SECTION | METROPOLITAN ST. LOUIS SEWER DISTRICT Standard Details of Sewer Construction | | | |
| Dr. W.S.H. Ch. J.C.K. | 1992 | SHEET 57 | | |

| | | | | |
|--------------------------|---|----------|--|--|
| STORMWATER CHANNELS | METROPOLITAN ST. LOUIS SEWER DISTRICT Standard Details of Sewer Construction | | | |
| Dr. R.C.W. Ch. J.C.K. | 1992 | SHEET 58 | | |

| | | | | |
|---|---|----------|--|--|
| HOUSE CONNECTION TO EXISTING TEE OR WYE | METROPOLITAN ST. LOUIS SEWER DISTRICT Standard Details of Sewer Construction | | | |
| Dr. D.A.B. Ch. J.C.K. | 1992 | SHEET 59 | | |

| | | | | |
|--------------------------|---|----------|--|--|
| MACHINE TAP | METROPOLITAN ST. LOUIS SEWER DISTRICT Standard Details of Sewer Construction | | | |
| Dr. W.S.H. Ch. J.C.K. | 1992 | SHEET 60 | | |



| | | | | |
|---|---|----------|--|--|
| HOUSE CONNECTIONS ALLOWED BY TEE SADDLE | METROPOLITAN ST. LOUIS SEWER DISTRICT Standard Details of Sewer Construction | | | |
| Dr. D.A.B. Ch. J.C.K. | 1992 | SHEET 61 | | |

| | | | | |
|--|---|----------|--|--|
| 8" (& LARGER) CONNECTION TO PLASTIC MAIN | METROPOLITAN ST. LOUIS SEWER DISTRICT Standard Details of Sewer Construction | | | |
| Dr. D.A.B. Ch. J.C.K. | 1992 | SHEET 62 | | |

| | | | | |
|--|---|----------|--|--|
| "ROLL-IN" (FOR EXISTING CLAY OR CONCRETE PIPE) | METROPOLITAN ST. LOUIS SEWER DISTRICT Standard Details of Sewer Construction | | | |
| Dr. D.A.B. Ch. J.C.K. | 1992 | SHEET 63 | | |

| | | | | |
|-----------------------------|---|----------|--|--|
| CONNECTIONS TO LARGE SEWERS | METROPOLITAN ST. LOUIS SEWER DISTRICT Standard Details of Sewer Construction | | | |
| Dr. W.S.H. Ch. J.C.K. | 1992 | SHEET 64 | | |

| | | | | |
|---|---|----------|--|--|
| FORCE MAIN CLEANOUT (6" DIA. & SMALLER) | METROPOLITAN ST. LOUIS SEWER DISTRICT Standard Details of Sewer Construction | | | |
| Dr. R.C.W. Ch. J.C.K. | 1992 | SHEET 65 | | |

| | | | | |
|--|---|----------|--|--|
| TONGUE AND GROOVE CONCRETE PIPE JOINTS | METROPOLITAN ST. LOUIS SEWER DISTRICT Standard Details of Sewer Construction | | | |
| Dr. D.A.B. Ch. J.C.K. | 1992 | SHEET 66 | | |