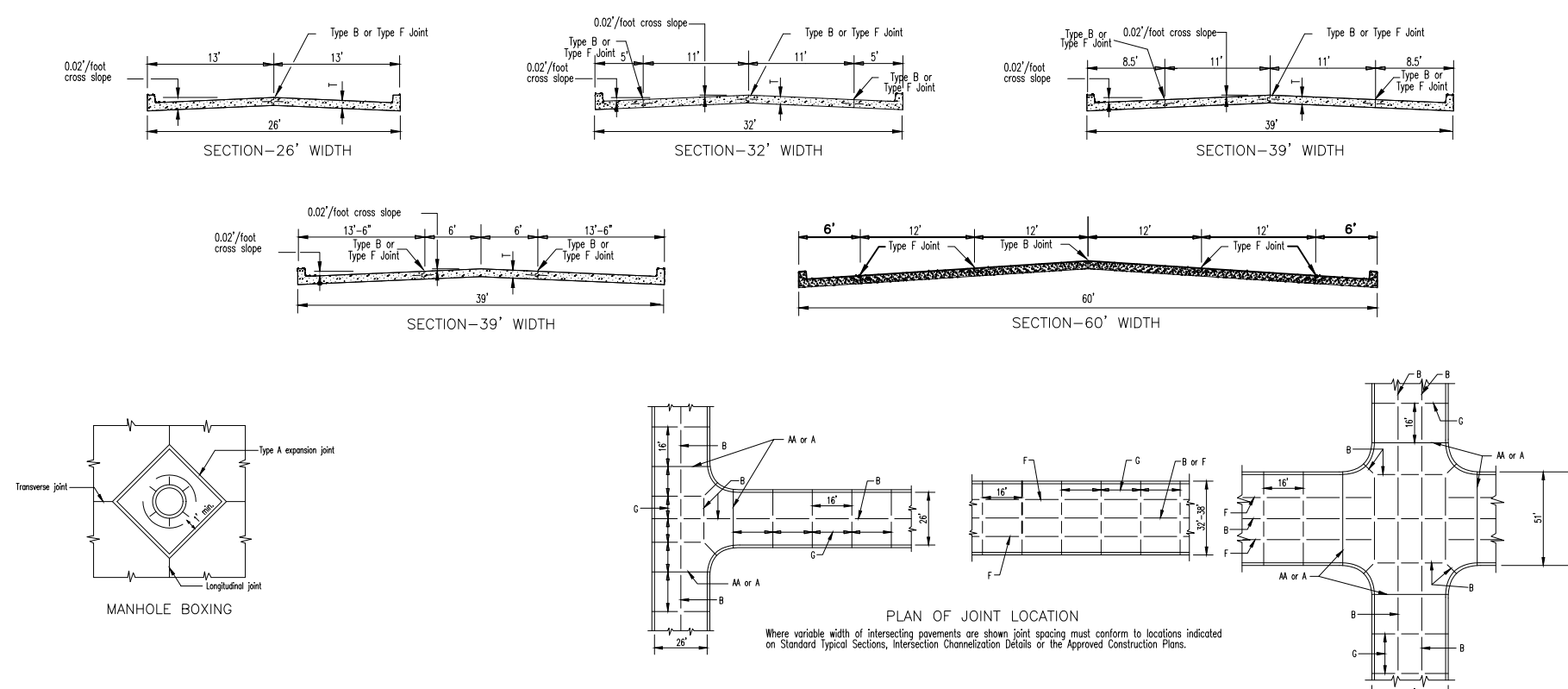


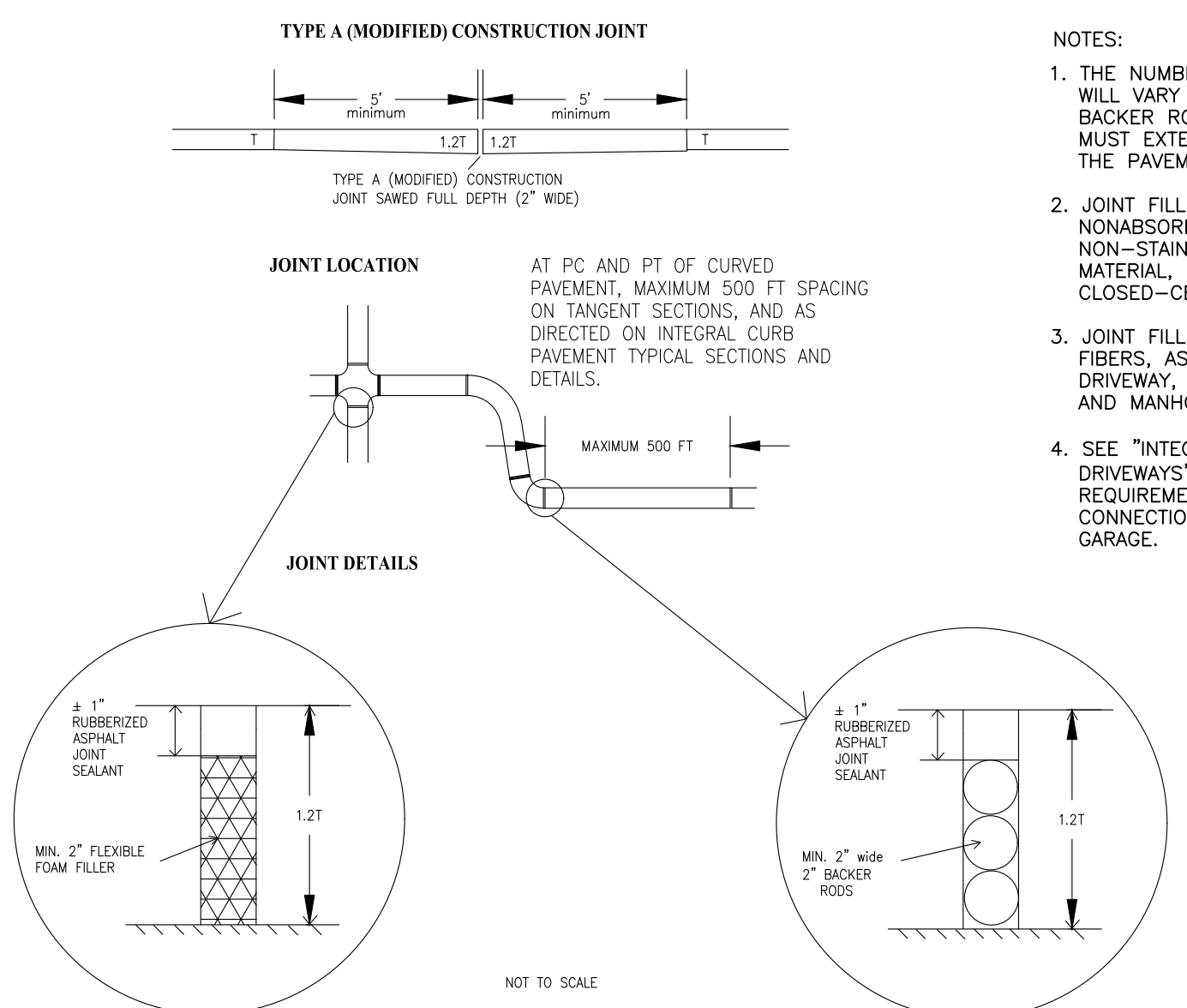
INTEGRAL VERTICAL CURB AND CONCRETE JOINT DETAILS



GENERAL NOTES:

- Do not scale drawing. Follow dimensions.
- All steel shall be galvanized steel to prevent rust and corrosion. Non-ferrous metal shall be used for expansion joints. Expansion joints shall be installed in concrete slabs at 10' intervals.
- Expansion joints shall be installed in concrete slabs at 10' intervals.
- Expansion joints shall be installed in concrete slabs at 10' intervals.
- Expansion joints shall be installed in concrete slabs at 10' intervals.
- Expansion joints shall be installed in concrete slabs at 10' intervals.
- Expansion joints shall be installed in concrete slabs at 10' intervals.
- Expansion joints shall be installed in concrete slabs at 10' intervals.
- Expansion joints shall be installed in concrete slabs at 10' intervals.
- Expansion joints shall be installed in concrete slabs at 10' intervals.

STREET	JOINT TYPE	JOINT REQUIREMENTS	JOINT AND BAR REQUIREMENTS
All Arterial, Non-Residential	Transverse	1" smooth down bars 18# @ 12" c/c	TYPE C
3'-5' wide pavement	Longitudinal	1/2" x 1/2" x 1/2" 18# @ 12" c/c	TYPE A
7'-8" thick concrete	Expansion	TYPE A or Type A Modified	

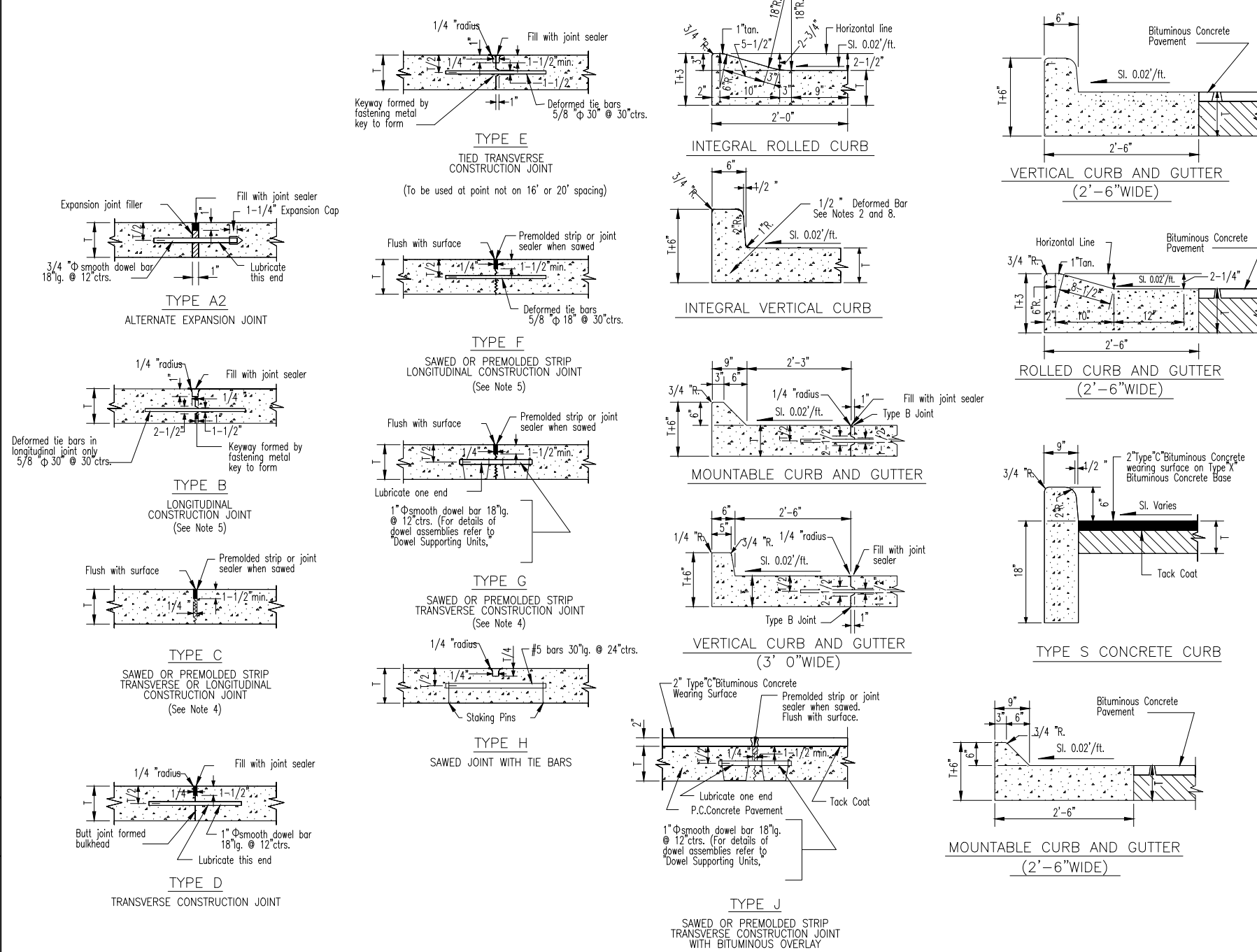


NOTES:

- THE NUMBER OF BACKER RODS REQUIRED WILL VARY WITH THE PAVEMENT THICKNESS. BACKER RODS AND FLEXIBLE FOAM FILLER MUST EXTEND THROUGH THE FULL DEPTH OF THE PAVEMENT.
- JOINT FILLER SHALL BE A FLEXIBLE, NONABSORBENT, NON-GASSING, NON-STAINING, NON-SHRINKING MATERIAL. EXTRUDED FROM A CLOSED-CELL POLYMER, ASTM D-5249.
- JOINT FILLER COMPOSED OF CELLULAR FIBERS, ASTM D-1751, MAY BE USED AT DRIVEWAY, SIDEWALK, AND SEWER INLET AND MANHOLE LOCATIONS.
- SEE "INTEGRAL CURB DETAIL "B" AT DRIVEWAYS" FOR EXPANSION JOINT REQUIREMENTS AT DRIVEWAY CONNECTIONS TO THE STREET AND DRIVEWAY.

CITY OF O'FALLON
ENGINEERING DEPARTMENT
O'FALLON, MISSOURI

PAVEMENT CONSTRUCTION
DETAIL



GENERAL NOTES:

- Do not scale drawing. Follow dimensions.
- Construction joint and tie bars may be omitted when curb is formed integral with pavement.
- Minimum thickness for Powerlock II Blumensong Concrete pavement thickness = (1) 7'-1/2" (2) 8'-1/2" (3) 9'-1/2" (4) 10'-1/2" (5) 11'-1/2" (6) 12'-1/2" (7) 13'-1/2" (8) 14'-1/2" (9) 15'-1/2" (10) 16'-1/2" (11) 17'-1/2" (12) 18'-1/2" (13) 19'-1/2" (14) 20'-1/2" (15) 21'-1/2" (16) 22'-1/2" (17) 23'-1/2" (18) 24'-1/2" (19) 25'-1/2" (20) 26'-1/2" (21) 27'-1/2" (22) 28'-1/2" (23) 29'-1/2" (24) 30'-1/2" (25) 31'-1/2" (26) 32'-1/2" (27) 33'-1/2" (28) 34'-1/2" (29) 35'-1/2" (30) 36'-1/2" (31) 37'-1/2" (32) 38'-1/2" (33) 39'-1/2" (34) 40'-1/2" (35) 41'-1/2" (36) 42'-1/2" (37) 43'-1/2" (38) 44'-1/2" (39) 45'-1/2" (40) 46'-1/2" (41) 47'-1/2" (42) 48'-1/2" (43) 49'-1/2" (44) 50'-1/2" (45) 51'-1/2" (46) 52'-1/2" (47) 53'-1/2" (48) 54'-1/2" (49) 55'-1/2" (50) 56'-1/2" (51) 57'-1/2" (52) 58'-1/2" (53) 59'-1/2" (54) 60'-1/2" (55) 61'-1/2" (56) 62'-1/2" (57) 63'-1/2" (58) 64'-1/2" (59) 65'-1/2" (60) 66'-1/2" (61) 67'-1/2" (62) 68'-1/2" (63) 69'-1/2" (64) 70'-1/2" (65) 71'-1/2" (66) 72'-1/2" (67) 73'-1/2" (68) 74'-1/2" (69) 75'-1/2" (70) 76'-1/2" (71) 77'-1/2" (72) 78'-1/2" (73) 79'-1/2" (74) 80'-1/2" (75) 81'-1/2" (76) 82'-1/2" (77) 83'-1/2" (78) 84'-1/2" (79) 85'-1/2" (80) 86'-1/2" (81) 87'-1/2" (82) 88'-1/2" (83) 89'-1/2" (84) 90'-1/2" (85) 91'-1/2" (86) 92'-1/2" (87) 93'-1/2" (88) 94'-1/2" (89) 95'-1/2" (90) 96'-1/2" (91) 97'-1/2" (92) 98'-1/2" (93) 99'-1/2" (94) 100'-1/2" (95) 101'-1/2" (96) 102'-1/2" (97) 103'-1/2" (98) 104'-1/2" (99) 105'-1/2" (100) 106'-1/2" (101) 107'-1/2" (102) 108'-1/2" (103) 109'-1/2" (104) 110'-1/2" (105) 111'-1/2" (106) 112'-1/2" (107) 113'-1/2" (108) 114'-1/2" (109) 115'-1/2" (110) 116'-1/2" (111) 117'-1/2" (112) 118'-1/2" (113) 119'-1/2" (114) 120'-1/2" (115) 121'-1/2" (116) 122'-1/2" (117) 123'-1/2" (118) 124'-1/2" (119) 125'-1/2" (120) 126'-1/2" (121) 127'-1/2" (122) 128'-1/2" (123) 129'-1/2" (124) 130'-1/2" (125) 131'-1/2" (126) 132'-1/2" (127) 133'-1/2" (128) 134'-1/2" (129) 135'-1/2" (130) 136'-1/2" (131) 137'-1/2" (132) 138'-1/2" (133) 139'-1/2" (134) 140'-1/2" (135) 141'-1/2" (136) 142'-1/2" (137) 143'-1/2" (138) 144'-1/2" (139) 145'-1/2" (140) 146'-1/2" (141) 147'-1/2" (142) 148'-1/2" (143) 149'-1/2" (144) 150'-1/2" (145) 151'-1/2" (146) 152'-1/2" (147) 153'-1/2" (148) 154'-1/2" (149) 155'-1/2" (150) 156'-1/2" (151) 157'-1/2" (152) 158'-1/2" (153) 159'-1/2" (154) 160'-1/2" (155) 161'-1/2" (156) 162'-1/2" (157) 163'-1/2" (158) 164'-1/2" (159) 165'-1/2" (160) 166'-1/2" (161) 167'-1/2" (162) 168'-1/2" (163) 169'-1/2" (164) 170'-1/2" (165) 171'-1/2" (166) 172'-1/2" (167) 173'-1/2" (168) 174'-1/2" (169) 175'-1/2" (170) 176'-1/2" (171) 177'-1/2" (172) 178'-1/2" (173) 179'-1/2" (174) 180'-1/2" (175) 181'-1/2" (176) 182'-1/2" (177) 183'-1/2" (178) 184'-1/2" (179) 185'-1/2" (180) 186'-1/2" (181) 187'-1/2" (182) 188'-1/2" (183) 189'-1/2" (184) 190'-1/2" (185) 191'-1/2" (186) 192'-1/2" (187) 193'-1/2" (188) 194'-1/2" (189) 195'-1/2" (190) 196'-1/2" (191) 197'-1/2" (192) 198'-1/2" (193) 199'-1/2" (194) 200'-1/2" (195) 201'-1/2" (196) 202'-1/2" (197) 203'-1/2" (198) 204'-1/2" (199) 205'-1/2" (200) 206'-1/2" (201) 207'-1/2" (202) 208'-1/2" (203) 209'-1/2" (204) 210'-1/2" (205) 211'-1/2" (206) 212'-1/2" (207) 213'-1/2" (208) 214'-1/2" (209) 215'-1/2" (210) 216'-1/2" (211) 217'-1/2" (212) 218'-1/2" (213) 219'-1/2" (214) 220'-1/2" (215) 221'-1/2" (216) 222'-1/2" (217) 223'-1/2" (218) 224'-1/2" (219) 225'-1/2" (220) 226'-1/2" (221) 227'-1/2" (222) 228'-1/2" (223) 229'-1/2" (224) 230'-1/2" (225) 231'-1/2" (226) 232'-1/2" (227) 233'-1/2" (228) 234'-1/2" (229) 235'-1/2" (230) 236'-1/2" (231) 237'-1/2" (232) 238'-1/2" (233) 239'-1/2" (234) 240'-1/2" (235) 241'-1/2" (236) 242'-1/2" (237) 243'-1/2" (238) 244'-1/2" (239) 245'-1/2" (240) 246'-1/2" (241) 247'-1/2" (242) 248'-1/2" (243) 249'-1/2" (244) 250'-1/2" (245) 251'-1/2" (246) 252'-1/2" (247) 253'-1/2" (248) 254'-1/2" (249) 255'-1/2" (250) 256'-1/2" (251) 257'-1/2" (252) 258'-1/2" (253) 259'-1/2" (254) 260'-1/2" (255) 261'-1/2" (256) 262'-1/2" (257) 263'-1/2" (258) 264'-1/2" (259) 265'-1/2" (260) 266'-1/2" (261) 267'-1/2" (262) 268'-1/2" (263) 269'-1/2" (264) 270'-1/2" (265) 271'-1/2" (266) 272'-1/2" (267) 273'-1/2" (268) 274'-1/2" (269) 275'-1/2" (270) 276'-1/2" (271) 277'-1/2" (272) 278'-1/2" (273) 279'-1/2" (274) 280'-1/2" (275) 281'-1/2" (276) 282'-1/2" (277) 283'-1/2" (278) 284'-1/2" (279) 285'-1/2" (280) 286'-1/2" (281) 287'-1/2" (282) 288'-1/2" (283) 289'-1/2" (284) 290'-1/2" (285) 291'-1/2" (286) 292'-1/2" (287) 293'-1/2" (288) 294'-1/2" (289) 295'-1/2" (290) 296'-1/2" (291) 297'-1/2" (292) 298'-1/2" (293) 299'-1/2" (294) 300'-1/2" (295) 301'-1/2" (296) 302'-1/2" (297) 303'-1/2" (298) 304'-1/2" (299) 305'-1/2" (300) 306'-1/2" (301) 307'-1/2" (302) 308'-1/2" (303) 309'-1/2" (304) 310'-1/2" (305) 311'-1/2" (306) 312'-1/2" (307) 313'-1/2" (308) 314'-1/2" (309) 315'-1/2" (310) 316'-1/2" (311) 317'-1/2" (312) 318'-1/2" (313) 319'-1/2" (314) 320'-1/2" (315) 321'-1/2" (316) 322'-1/2" (317) 323'-1/2" (318) 324'-1/2" (319) 325'-1/2" (320) 326'-1/2" (321) 327'-1/2" (322) 328'-1/2" (323) 329'-1/2" (324) 330'-1/2" (325) 331'-1/2" (326) 332'-1/2" (327) 333'-1/2" (328) 334'-1/2" (329) 335'-1/2" (330) 336'-1/2" (331) 337'-1/2" (332) 338'-1/2" (333) 339'-1/2" (334) 340'-1/2" (335) 341'-1/2" (336) 342'-1/2" (337) 343'-1/2" (338) 344'-1/2" (339) 345'-1/2" (340) 346'-1/2" (341) 347'-1/2" (342) 348'-1/2" (343) 349'-1/2" (344) 350'-1/2" (345) 351'-1/2" (346) 352'-1/2" (347) 353'-1/2" (348) 354'-1/2" (349) 355'-1/2" (350) 356'-1/2" (351) 357'-1/2" (352) 358'-1/2" (353) 359'-1/2" (354) 360'-1/2" (355) 361'-1/2" (356) 362'-1/2" (357) 363'-1/2" (358) 364'-1/2" (359) 365'-1/2" (360) 366'-1/2" (361) 367'-1/2" (362) 368'-1/2" (363) 369'-1/2" (364) 370'-1/2" (365) 371'-1/2" (366) 372'-1/2" (367) 373'-1/2" (368) 374'-1/2" (369) 375'-1/2" (370) 376'-1/2" (371) 377'-1/2" (372) 378'-1/2" (373) 379'-1/2" (374) 380'-1/2" (375) 381'-1/2" (376) 382'-1/2" (377) 383'-1/2" (378) 384'-1/2" (379) 385'-1/2" (380) 386'-1/2" (381) 387'-1/2" (382) 388'-1/2" (383) 389'-1/2" (384) 390'-1/2" (385) 391'-1/2" (386) 392'-1/2" (387) 393'-1/2" (388) 394'-1/2" (389) 395'-1/2" (390) 396'-1/2" (391) 397'-1/2" (392) 398'-1/2" (393) 399'-1/2" (394) 400'-1/2" (395) 401'-1/2" (396) 402'-1/2" (397) 403'-1/2" (398) 404'-1/2" (399) 405'-1/2" (400) 406'-1/2" (401) 407'-1/2" (402) 408'-1/2" (403) 409'-1/2" (404) 410'-1/2" (405) 411'-1/2" (406) 412'-1/2" (407) 413'-1/2" (408) 414'-1/2" (409) 415'-1/2" (410) 416'-1/2" (411) 417'-1/2" (412) 418'-1/2" (413) 419'-1/2" (414) 420'-1/2" (415) 421'-1/2" (416) 422'-1/2" (417) 423'-1/2" (418) 424'-1/2" (419) 425'-1/2" (420) 426'-1/2" (421) 427'-1/2" (422) 428'-1/2" (423) 429'-1/2" (424) 430'-1/2" (425) 431'-1/2" (426) 432'-1/2" (427) 433'-1/2" (428) 434'-1/2" (429) 435'-1/2" (430) 436'-1/2" (431) 437'-1/2" (432) 438'-1/2" (433) 439'-1/2" (434) 440'-1/2" (435) 441'-1/2" (436) 442'-1/2" (437) 443'-1/2" (438) 444'-1/2" (439) 445'-1/2" (440) 446'-1/2" (441) 447'-1/2" (442) 448'-1/2" (443) 449'-1/2" (444) 450'-1/2" (445) 451'-1/2" (446) 452'-1/2" (447) 453'-1/2" (448) 454'-1/2" (449) 455'-1/2" (450) 456'-1/2" (451) 457'-1/2" (452) 458'-1/2" (453) 459'-1/2" (454) 460'-1/2" (455) 461'-1/2" (456) 462'-1/2" (457) 463'-1/2" (458) 464'-1/2" (459) 465'-1/2" (460) 466'-1/2" (461) 467'-1/2" (462) 468'-1/2" (463) 469'-1/2" (464) 470'-1/2" (465) 471'-1/2" (466) 472'-1/2" (467) 473'-1/2" (468) 474'-1/2" (469) 475'-1/2" (470) 476'-1/2" (471) 477'-1/2" (472) 478'-1/2" (473) 479'-1/2" (474) 480'-1/2" (475) 481'-1/2" (476) 482'-1/2" (477) 483'-1/2" (478) 484'-1/2" (479) 485'-1/2" (480) 486'-1/2" (481) 487'-1/2" (482) 488'-1/2" (483) 489'-1/2" (484) 490'-1/2" (485) 491'-1/2" (486) 492'-1/2" (487) 493'-1/2" (488) 494'-1/2" (489) 495'-1/2" (490) 496'-1/2" (491) 497'-1/2" (492) 498'-1/2" (493) 499'-1/2" (494) 500'-1/2" (495) 501'-1/2" (496) 502'-1/2" (497) 503'-1/2" (498) 504'-1/2" (499) 505'-1/2" (500) 506'-1/2" (501) 507'-1/2" (502) 508'-1/2" (503) 509'-1/2" (504) 510'-1/2" (505) 511'-1/2" (506) 512'-1/2" (507) 513'-1/2" (508) 514'-1/2" (509) 515'-1/2" (510) 516'-1/2" (511) 517'-1/2" (512) 518'-1/2" (513) 519'-1/2" (514) 520'-1/2" (515) 521'-1/2" (516) 522'-1/2" (517) 523'-1/2" (518) 524'-1/2" (519) 525'-1/2" (520) 526'-1/2" (521) 527'-1/2" (522) 528'-1/2" (523) 529'-1/2" (524) 530'-1/2" (525) 531'-1/2" (526) 532'-1/2" (527) 533'-1/2" (528) 534'-1/2" (529) 535'-1/2" (530) 536'-1/2" (531) 537'-1/2" (532) 538'-1/2" (533) 539'-1/2" (534) 540'-1/2" (535) 541'-1/2" (536) 542'-1/2" (537) 543'-1/2" (538) 544'-1/2" (539) 545'-1/2" (540) 546'-1/2" (541) 547'-1/2" (542) 548'-1/2" (543) 549'-1/2" (544) 550'-1/2" (545) 551'-1/2" (546) 552'-1/2" (547) 553'-1/2" (548) 554'-1/2" (549) 555'-1/2" (550) 556'-1/2" (551) 557'-1/2" (552) 558'-1/2" (553) 559'-1/2" (554) 560'-1/2" (555) 561'-1/2" (556) 562'-1/2" (557) 563'-1/2" (558) 564'-1/2" (559) 565'-1/2" (560) 566'-1/2" (561) 567'-1/2" (562) 568'-1/2" (563) 569'-1/2" (564) 570'-1/2" (565) 571'-1/2" (566) 572'-1/2" (567) 573'-1/2" (568) 574'-1/2" (569) 575'-1/2" (570) 576'-1/2" (571) 577'-1/2" (572) 578'-1/2" (573) 579'-1/2" (574) 580'-1/2" (575) 581'-1/2" (576) 582'-1/2" (577) 583'-1/2" (578) 584'-1/2" (579) 585'-1/2" (580) 586'-1/2" (581) 587'-1/2" (582) 588'-1/2" (583) 589'-1/2" (584) 590'-1/2" (585) 591'-1/2" (586) 592'-1/2" (587) 593'-1/2" (588) 594'-1/2" (589) 595'-1/2" (590) 596'-1/2" (591) 597'-1/2" (592) 598'-1/2" (593) 599'-1/2" (594) 600'-1/2" (595) 601'-1/2" (596) 602'-1/2" (597) 603'-1/2" (598) 604'-1/2" (599) 605'-1/2" (600) 606'-1/2" (601) 607'-1/2" (602) 608'-1/2" (603) 609'-1/2" (604) 610'-1/2" (605) 611'-1/2" (606) 612'-1/2" (607) 613'-1/2" (608) 614'-1/2" (609) 615'-1/2" (610) 616'-1/2" (611) 617'-1/2" (612) 618'-1/2" (613) 619'-1/2" (614) 620'-1/2" (615) 621'-1/2" (616) 622'-1/2" (617) 623'-1/2" (618) 624'-1/2" (619) 625'-1/2" (620) 626'-1/2" (621) 627'-1/2" (622) 628'-1/2" (623) 629'-1/2" (624) 630'-1/2" (625) 631'-1/2" (626) 632'-1/2" (627) 633'-1/2" (628) 634'-1/2" (629) 635'-1/2" (630) 636'-1/2" (631) 637'-1/2" (632) 638'-1/2" (633) 639'-1/2" (634) 640'-1/2" (635) 641'-1/2" (636) 642'-1/2" (637) 643'-1/2" (638) 644'-1/2" (639) 645'-1/2" (640) 646'-1/2" (641) 647'-1/2" (642) 648'-1/2" (643) 649'-1/2" (644) 650'-1/2" (645) 651'-1/2" (646) 652'-1/2" (647) 653'-1/2" (648) 654'-1/2" (649) 655'-1/2" (650) 656'-1/2" (651) 657'-1/2" (652) 658'-1/2" (653) 659'-1/2" (654) 660'-1/2" (655) 661'-1/2" (656) 662'-1/2" (657) 663'-1/2" (658) 664'-1/2" (659) 665'-1/2" (660) 666'-1/2" (661) 667'-1/2" (662) 668'-1/2" (663) 669'-1/2" (664) 670'-1/2" (665) 671'-1/2" (666) 672'-1/2" (667) 673'-1/2" (668) 674'-1/2" (669) 675'-1/2" (670) 676'-1/2" (671) 677'-1/2" (672) 678'-1/2" (673) 679'-1/2" (674) 680'-1/2" (675) 681'-1/2" (676) 682'-1/2" (677) 683'-1/2" (678) 684'-1/2" (679) 685'-1/2" (680) 686'-1/2" (681) 687'-1/2" (682) 688'-1/2" (683) 689'-1/2" (684) 690'-1/2" (685) 691'-1/2" (686) 692'-1/2" (687) 693'-1/2" (688) 694'-1/2" (689) 695'-1/2" (690) 696'-1/2" (691) 697'-1/2" (692) 698'-1/2" (693) 699'-1/2" (694) 700'-1/2" (695) 701'-1/2" (696) 702'-1/2" (697) 703'-1/2" (698) 704'-1/2" (699) 705'-1/2" (700) 706'-1/2" (701) 707'-1/2" (702) 708'-1/2" (703) 709'-1/2" (704) 710'-1/2" (705) 711'-1/2" (706) 712'-1/2" (707) 713'-1/2" (708) 714'-1/2" (709) 715'-1/2" (710) 716'-1/2" (711) 717'-1/2" (712) 718'-1/2" (713) 719'-1/2" (714) 720'-1/2" (715) 721'-1/2" (716) 722'-1/2" (717) 723'-1/2" (718) 724'-1/2" (719) 725'-1/2" (720) 726'-1/2" (721) 727'-1/2" (722) 728'-1/2" (723) 729'-1/2" (724) 730'-1/2" (725) 731'-1/2" (726) 732'-1/2" (727) 733'-1/2" (728) 734'-1/2" (729) 735'-1/2" (730) 736'-1/2" (731) 737'-1/2" (732) 738'-1/2" (733) 739'-1/2" (734) 740'-1/2" (735) 741'-1/2" (736) 742'-1/2" (737) 743'-1/2" (738) 744'-1/2" (739) 745'-1/2" (740) 746'-1/2" (741) 747'-1/2" (742) 748'-1/2" (743) 749'-1/2" (744) 750'-1/2" (745) 751'-1/2" (746) 752'-1/2" (747) 753'-1/2" (748) 754'-1/2" (749) 755'-1/2" (750) 756'-1/2" (751) 757'-1/2" (752) 758'-1/2" (753) 759'-1/2" (754) 760'-1/2" (755) 761'-1/2" (756) 762'-1/2" (757) 763'-1/2" (758) 764'-1/2" (759) 765'-1/2" (760) 766'-1/2" (761) 767'-1/2" (762) 768'-1/2" (763) 769'-1/2" (764) 770'-1/2" (765) 771'-1/2" (766) 772'-1/2" (767) 773'-1/2" (768) 774'-1/2" (769) 775'-1/2" (770) 776'-1/2" (771) 777'-1/2" (772) 778'-1/2" (773) 779'-1/2" (774) 780'-1/2" (775) 781'-1/2" (776) 782'-1/2" (777) 783'-1/2" (778) 784'-1/2" (779) 785'-1/2" (780) 786'-1/2" (781) 787'-1/2" (782) 788'-1/2" (783) 789'-1/2" (784) 790'-1/2" (785) 791'-1/2" (786) 792'-1/2" (787) 793'-1/2" (788) 794'-1/2" (789) 795'-1/2" (790) 796'-1/2" (791) 797'-1/2" (792) 798'-1/2" (793) 799'-1/2" (794) 800'-1/2" (795) 801'-1/2" (796) 802'-1/2" (797) 803'-1/2" (798) 804'-1/2" (799) 805'-1/2" (800) 8