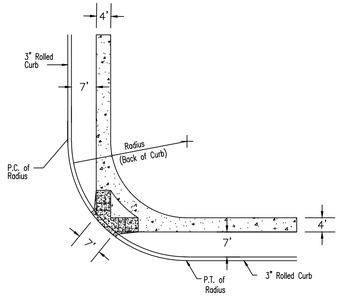

3" ROLLED CURB or 6" VERT. CURB

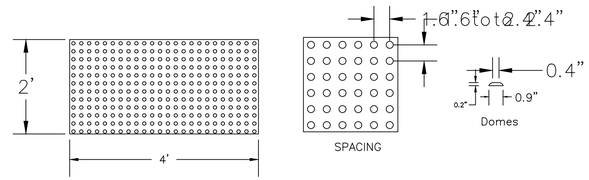

Truncated Domes

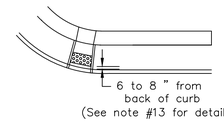

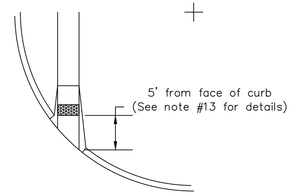

Placement of Truncated Domes

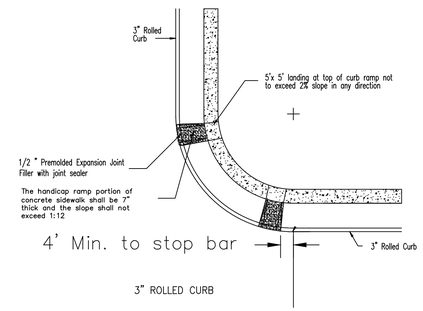

3" ROLLED CURB

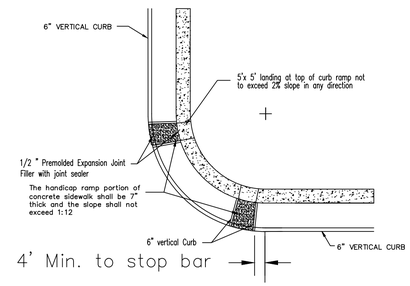

6" VERTICAL CURB

GENERAL NOTES

1. Do not scale drawing. Follow dimensions.
2. Sidewalks and sidewalk curb ramps shall be constructed in accordance with these details and the current approved "Americans with Disabilities Act Access ibility Guidelines" (ADAAG)
3. Minimum sidewalk width along 6" vertical curb shall be 5 feet. Minimum sidewalk width along 3" rolled curb shall be 4 feet.
4. Maximum sidewalk cross slope 0.02'/ft..
5. All sidewalk sections shall be 4" thick, except where indicated as 7" thick by shaded portions shown on details.
6. Where curb ramp meets pavement, Bullnose will not be permitted.
7. If integral concrete curb is constructed, strike a dummy joint across bottom of ramp at curb line. If concrete curb is doweled-on, block out pavement to provide full depth curb across ramp from outer point of curb taper to outer point of curb taper.
8. For pavement longitudinal and transverse joints and dowel and tie bar requirements and dimensions, refer to the Pavement Construction Details for "Joints and Curbs".
9. For roadway cross slopes, pavement types, and thicknesses, refer to "Standard Typical Sections".
10. The intersection of two sidewalks or the intersection of a sidewalk and a driveway may serve as a wheelchair passing space on sidewalks less than 5 feet wide.
11. All curb ramps shall have a detectable warning complying with "Americans with Disabilities Act Accessibility Guidelines" (ADAAG).
12. All ramps must line up with the corresponding ramp on the other side of the street or intersection.
13. All truncated domes shall run parallel to the road that it's crossing.
14. Truncated warning domes shall not be stamped and will be a ADA approved product.

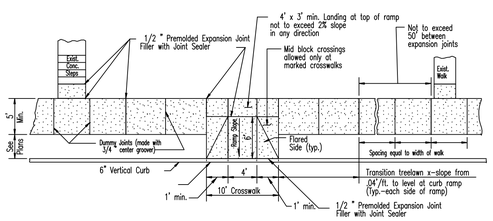

Treelawn at Back of Curb

TYPICAL SIDEWALK INSTALLATION
(WITH MIDBLOCK CURB RAMP – TYPE 7)

CITY OF O'FALLON
ENGINEERING DEPARTMENT
O'FALLON, MISSOURI

PAVEMENT CONSTRUCTION DETAILS

CONCRETE SIDEWALK
AND CURB RAMPS

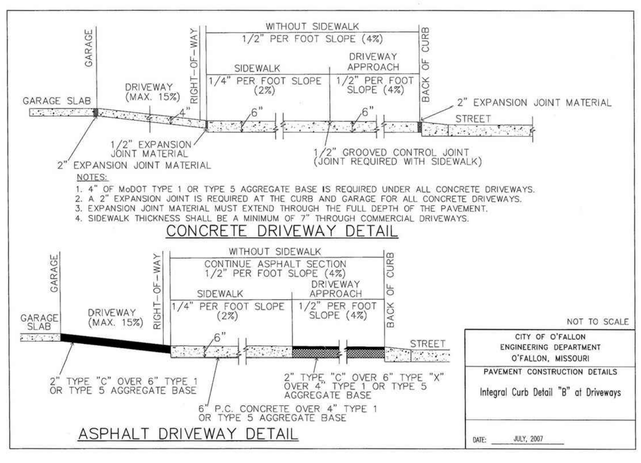

NOTES:
1. 4" OF MoDOT TYPE 1 OR TYPE 5 AGGREGATE BASE IS REQUIRED UNDER ALL CONCRETE DRIVEWAYS.
2. A 2" EXPANSION JOINT IS REQUIRED AT THE CURB AND GARAGE FOR ALL CONCRETE DRIVEWAYS.
3. EXPANSION JOINT MATERIAL MUST EXTEND THROUGH THE FULL DEPTH OF THE PAVEMENT.
4. SIDEWALK THICKNESS SHALL BE A MINIMUM OF 7" THROUGH COMMERCIAL DRIVEWAYS.

CONCRETE DRIVEWAY DETAIL

ASPHALT DRIVEWAY DETAIL

NOT TO SCALE

CITY OF O'FALLON
ENGINEERING DEPARTMENT
O'FALLON, MISSOURI

PAVEMENT CONSTRUCTION DETAILS

Integral Curb Detail "B" at Driveways

DATE: JULY, 2007

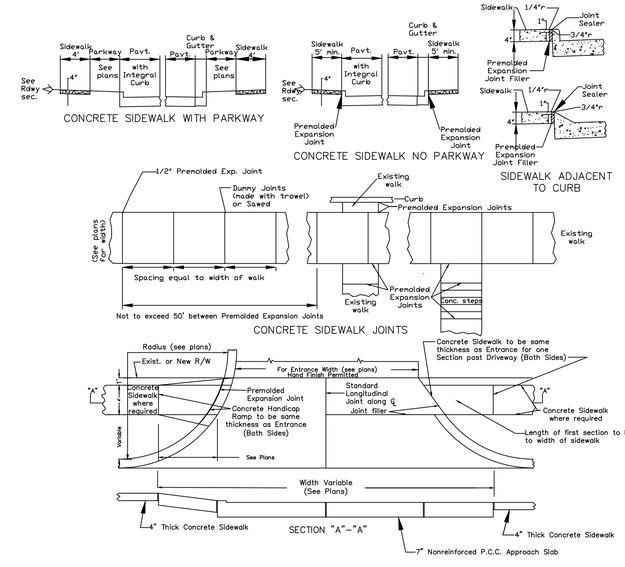

GENERAL NOTES

1. Do not scale drawing. Follow dimensions.
2. Sidewalk cross slope 0.02'/ft.
3. Sidewalk thickness increases to 6" on each side of Private Driveways and 7" on each side of Commercial Driveways for one section of sidewalk equal in length to the width of the sidewalk. See "Entrance Construction Details".
4. For sidewalk locations on Cul-De-Sacs see "Pavement Construction Details".
5. For longitudinal and transverse joints, dowel, tie bar requirements and dimensions refer to the "Integral Curb Pavement Typical Sections and Details".
6. For roadway cross slopes, pavement types, and thickness, refer to "Standard Typical Section".

CITY OF O'FALLON
ENGINEERING DEPARTMENT
O'FALLON, MISSOURI

CONCRETE SIDEWALK
THROUGH
COMMERCIAL ENTRANCES

DAVID MASON + ASSOCIATES
davidmason.com
800 South Vandeventer
St. Louis, Missouri 63110
p (314) 534-1030
f (314) 534-1053

David Mason and Associates, Inc.
Missouri Certificate of Authority Number:
Engineer: 001103
Architect: 000620
Survey: 000336

Consultants:

Consultants Title and Discipline
Certificate of Authority ####
Street Address
City, State, Zip Code
P: (XXX) XXX-XXXX F: (XXX) XXX-XXXX

Consultants Title and Discipline
Certificate of Authority ####
Street Address
City, State, Zip Code
P: (XXX) XXX-XXXX F: (XXX) XXX-XXXX

CENTRAL BANK of ST. LOUIS

321-327 SOUTH MAIN STREET
O'FALLON, MISSOURI 63366

Professional Seal:

This document is only part of the total contract and/or construction document package. Other documents could contain information that may not be depicted here. The general contractor is responsible to provide all bidders with all information and documents pertaining to the complete scope of work.

The seal(s) and signature(s) apply only to the document to which they are affixed, and expressly disclaim any responsibility for all other plans, specifications, estimates, reports or other documents or instruments relating to or parts of the Architectural or Engineering project.

No.	Description	Date

Sheet Title:
CIVIL DETAILS

Date:	06/04/2019
Project Number:	2018355-00
Designed By:	MJM
Drawn By:	TJR
Checked By:	MJM

Sheet Number:
C8

1:\2018355-00 - Central Bank Of Fallon\Dwgs\Application Dwgs\2018355-00_APP_C7.dwg 6/4/2019 4:03:18 PM by: 11