BOD 21.3.6.73

CHERRYWOOD PARC
CONSTRUCTION DETAILS

Rev. 10/5/94
Rev. 11/14/94

INTEGRAL CURB PAVEMENT TYPICAL SECTIONS AND DETAILS

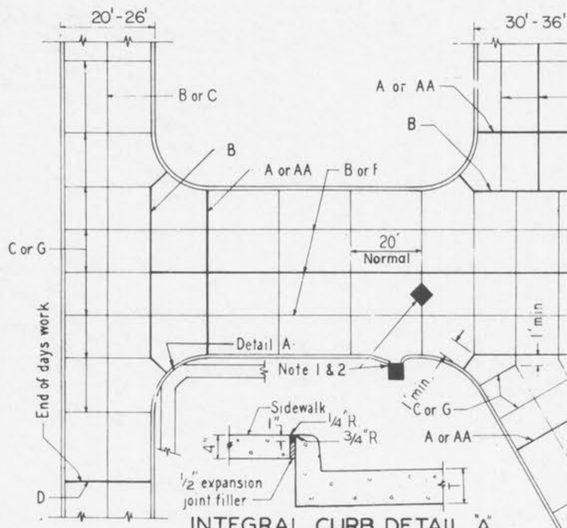

INTEGRAL CURB DETAIL "A" AT CROSSWALKS

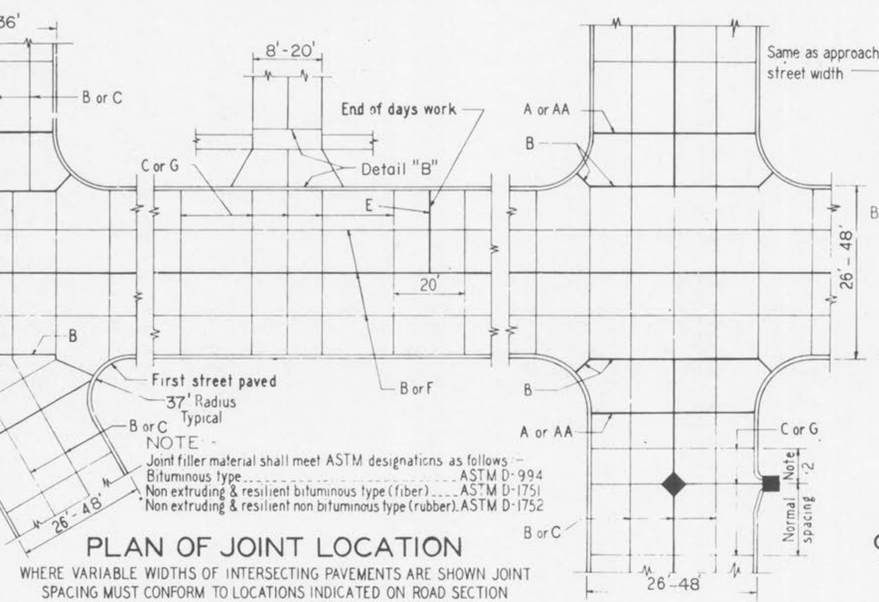

NOTE:-
Joint filler material shall meet ASTM designations as follows:-
Bituminous type ..... ASTM D-994
Non extruding & resilient bituminous type (fiber) ..... ASTM D-1751
Non extruding & resilient non bituminous type (rubber). ASTM D-1752

PLAN OF JOINT LOCATION

WHERE VARIABLE WIDTHS OF INTERSECTING PAVEMENTS ARE SHOWN JOINT SPACING MUST CONFORM TO LOCATIONS INDICATED ON ROAD SECTION

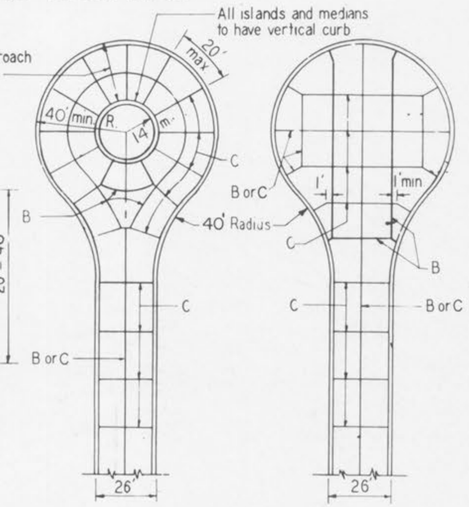

CUL DE SAC OPEN CENTER
(Required in all Subdivisions)

CUL DE SAC FULLY PAVED

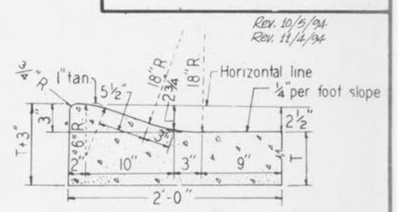

INTEGRAL ROLLED CURB

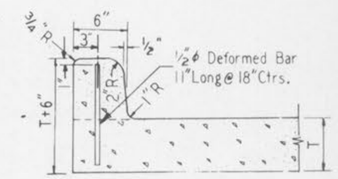

INTEGRAL VERTICAL CURB

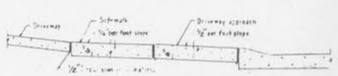

INTEGRAL CURB DETAIL 'B' AT DRIVEWAYS

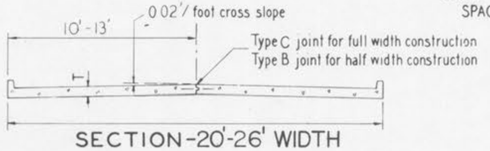

SECTION-20'-26' WIDTH

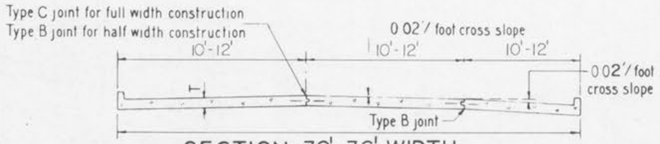

SECTION-30'-36' WIDTH



SECTION-36'-48' WIDTH

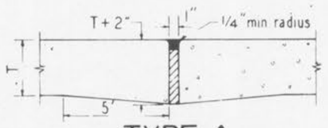

TYPE A
EXPANSION JOINT



TYPE C
SAWED OR PREMOLDED STRIP TRANSVERSE CONSTRUCTION JOINT

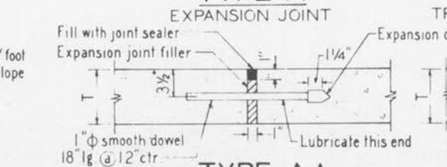

TYPE AA
ALTERNATE EXPANSION JOINT

TYPE D
TRANSVERSE CONSTRUCTION JOINT

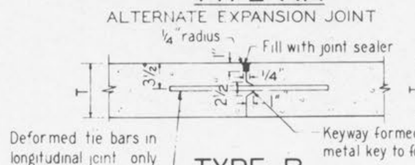

TYPE B
LONGITUDINAL CONSTRUCTION JOINT

TYPE E
TIED TRANSVERSE CONSTRUCTION JOINT
(TO BE USED AT POINT NOT ON 20' JOINT SPACING)

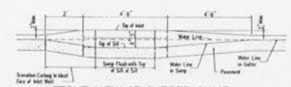

FRONT VIEW OF GUTTER SUMP
ROLLED CURB

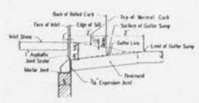

SECTION A-A

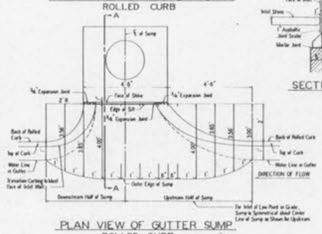

PLAN VIEW OF GUTTER SUMP
ROLLED CURB

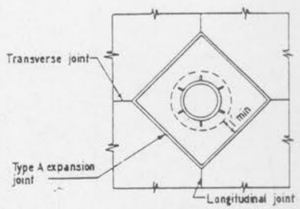

MANHOLE BOXING
NOTE: Manhole castings within the pavement limits shall be boxed as shown.

FRONT VIEW OF GUTTER SUMP FOR MULTIPLE UNIT
ROLLED CURB

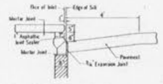

SECTION B-B

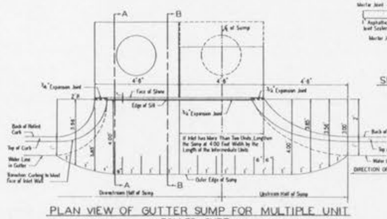

PLAN VIEW OF GUTTER SUMP FOR MULTIPLE UNIT
ROLLED CURB

General Notes:

1) All catch basins shall be separated from the pavement and curb by expansion joint material extending completely through curb and slab. Manhole castings within the pavement limits shall be boxed as shown in the "Sewer Construction Details".

2) When a joint falls within 5 ft. of or contacts basins, manholes, or other structures, shorten one or more panels either side of opening to permit joint to fall on round structures and at or between corners of rectangular structures.

3) Driveway configurations are shown in the "Entrance Construction Details".

4) Construction joint and dowel bars may be omitted when curb is poured integral with pavement.

5) Minimum Thickness for Pavement is:

	CONCRETE (T)
Local or Minor Streets	6"
Major or Industrial Streets	7"
Arterial or Industrial Streets	8"

~~Base material under pavement will be made with 4 inches of Rolled Stone Base.~~

6) For minor Rural or Urban and Minor Subdivision pavements (6" thick concrete), 5/8" ϕ deformed tie bars lg. @ 30" ctr. shall be used for TYPE B longitudinal joints.

7) Refer to Exhibit 13A for joint and bar requirements for different street classifications. Note that width and location of each poured portion of the pavement may change the type and location of joint required.

8) Transverse or longitudinal construction joints in slip formed pavement may be made with groover of tool, if such device has been approved in advance by the St. Charles County Highway Department.

REVISIONS	
NEW	1-76
	3-73