

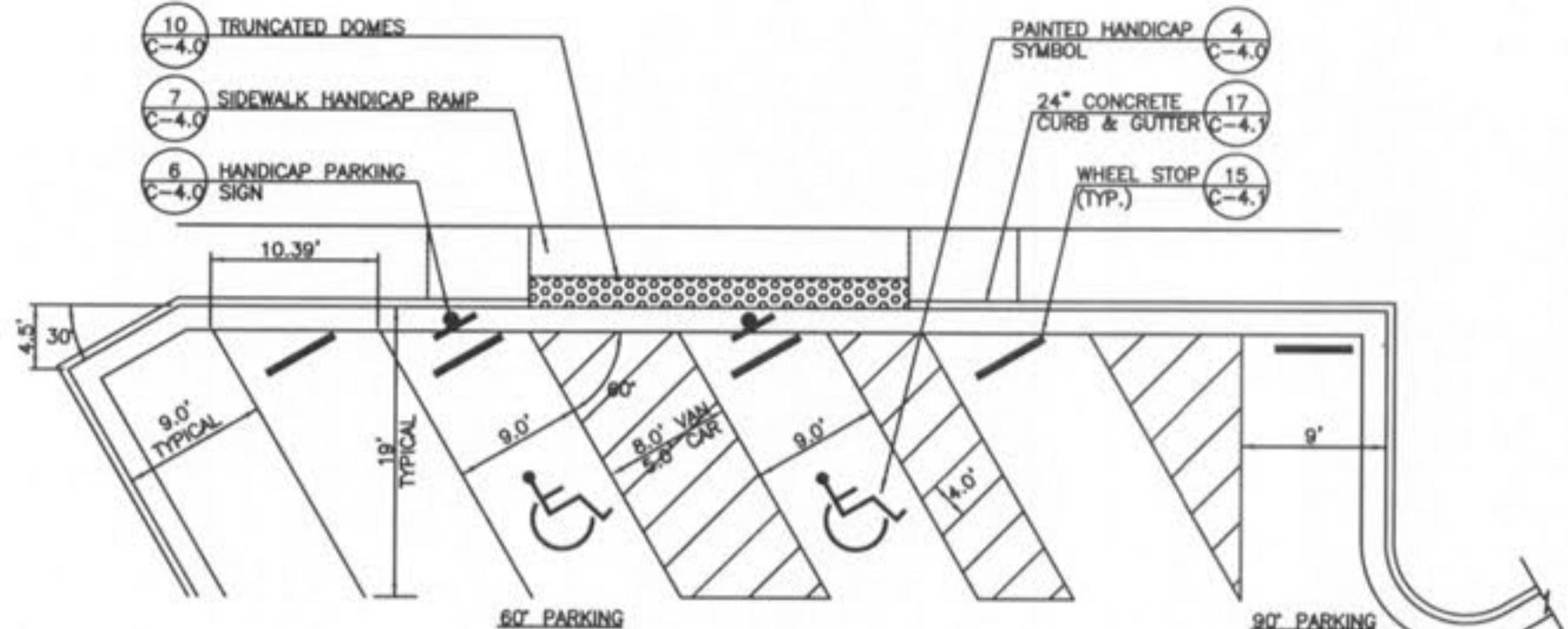
**1 DIRECTIONAL ARROW**  
NOT TO SCALE

- NOTES:
- GENERAL CONTRACTOR SHALL REFER TO CHICK-FIL-A PARKING LOT STRIPING SPECIFICATIONS, SEE DETAIL.
  - CONTRACTOR SHALL USE WHITE REFLECTIVE PAINT ON ASPHALT & YELLOW REFLECTIVE PAINT ON CONCRETE.



**2 DRIVE-THRU GRAPHICS**  
NOT TO SCALE

- NOTES:
- GENERAL CONTRACTOR SHALL REFER TO CHICK-FIL-A PARKING LOT STRIPING SPECIFICATIONS, SEE DETAIL.
  - CONTRACTOR SHALL USE WHITE REFLECTIVE PAINT ON ASPHALT & YELLOW REFLECTIVE PAINT ON CONCRETE.

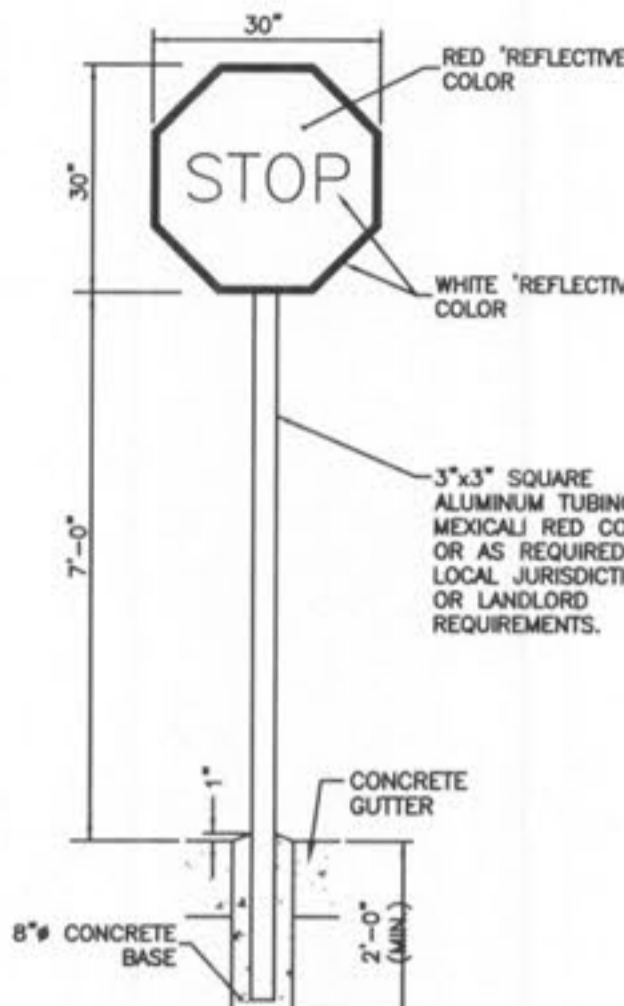


**PARKING LOT STRIPING SPECIFICATIONS:**

- STANDARDS:
- ALWAYS FOLLOW ALL APPLICABLE GOVERNING AUTHORITY'S STANDARDS.
  - SURFACES SHOULD BE CLEAN, DRY, AND FREE FROM LOOSE OR PEELING PAINT. REMOVE ALL OIL, DUST, GREASE, DIRT, AND OTHER FOREIGN MATERIAL TO ENSURE ADEQUATE ADHESION. DO NOT APPLY WHEN AIR OR SURFACE TEMPERATURES ARE BELOW 40°F.
  - APPLY SHERWIN-WILLIAMS SETFAST PREMIUM ALKYLID ZONE MARKING PAINT A300 WHITE OR A303 YELLOW USING EITHER AIRLESS OR CONVENTIONAL LINE STRIPING EQUIPMENT. USE THE FOLLOWING SETTINGS AS A GUIDE—ACTUAL SETTINGS DEPEND ON ATMOSPHERIC CONDITIONS AT THE TIME OF APPLICATION:

	AIRLESS	CONVENTIONAL	
• PRESSURE	1800-2700 PSI	• GUN	
• HOSE	1/2" - 1" ID	• FLUID NOZZLE	
• TIP	0.015"-0.017"	• AIR NOZZLE	
• FILTER	60 MESH	• ATOMIZATION PRESSURE	
• REDUCTION	ONLY IF NECESSARY, UP TO 1PT/GAL	• FLUID PRESSURE	
	VM&P NAPTHA R1K3	• REDUCTION	
			BUNKS 21 (BLEEDER) OR EQUIVALENT
			#68
			INTERNAL MAX. #709
			45-80 PSI
			40-70 PSI
			ONLY IF NECESSARY, UP TO 1PT/GAL
			VM&P NAPTHA R1K3

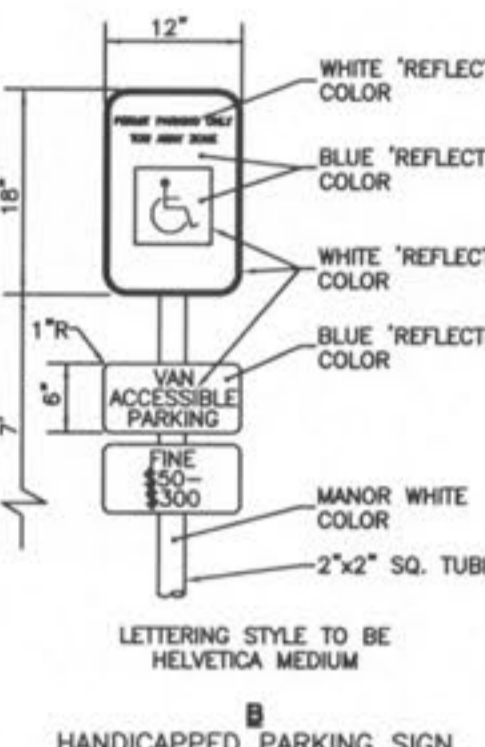
- NOTES:
- HANDICAP PARKING AND ACCESSIBLE AISLES SHALL NOT EXCEED 1:50 IN SLOPE IN ANY DIRECTION. IF ONLY ONE ACCESSIBLE ISLE IS INSTALLED, IT IS TO BE A WALK SIZE.
  - PARKING STALL DIMENSIONING SHALL BE IN ACCORDANCE WITH APPLICABLE GOVERNING AUTHORITY'S AND ADA STANDARDS AND IF DIFFERENT THAN THIS DETAIL SHALL BE THE DIMENSIONING SHOWN ON THE SITE LAYOUT PLAN.
  - GENERAL CONTRACTOR SHALL REFER TO CHICK-FIL-A PARKING LOT STRIPING SPECIFICATIONS.
  - CONTRACTOR SHALL USE 4" WIDE WHITE REFLECTIVE PAINT FOR STRIPING ON ASPHALT PARKING LOTS.
  - CONTRACTOR SHALL USE 4" WIDE YELLOW REFLECTIVE PAINT FOR STRIPING ON CONCRETE PARKING LOTS.
  - USE LIGHT BLUE COLOR FOR ADA SYMBOL PAINT ON ASPHALT. USE DARK BLUE COLOR FOR ADA SYMBOL PAINT ON CONCRETE. CONTRACTOR TO SUBMIT COLOR SAMPLES TO CITY FOR APPROVAL PRIOR TO STRIPING THE PARKING LOT.



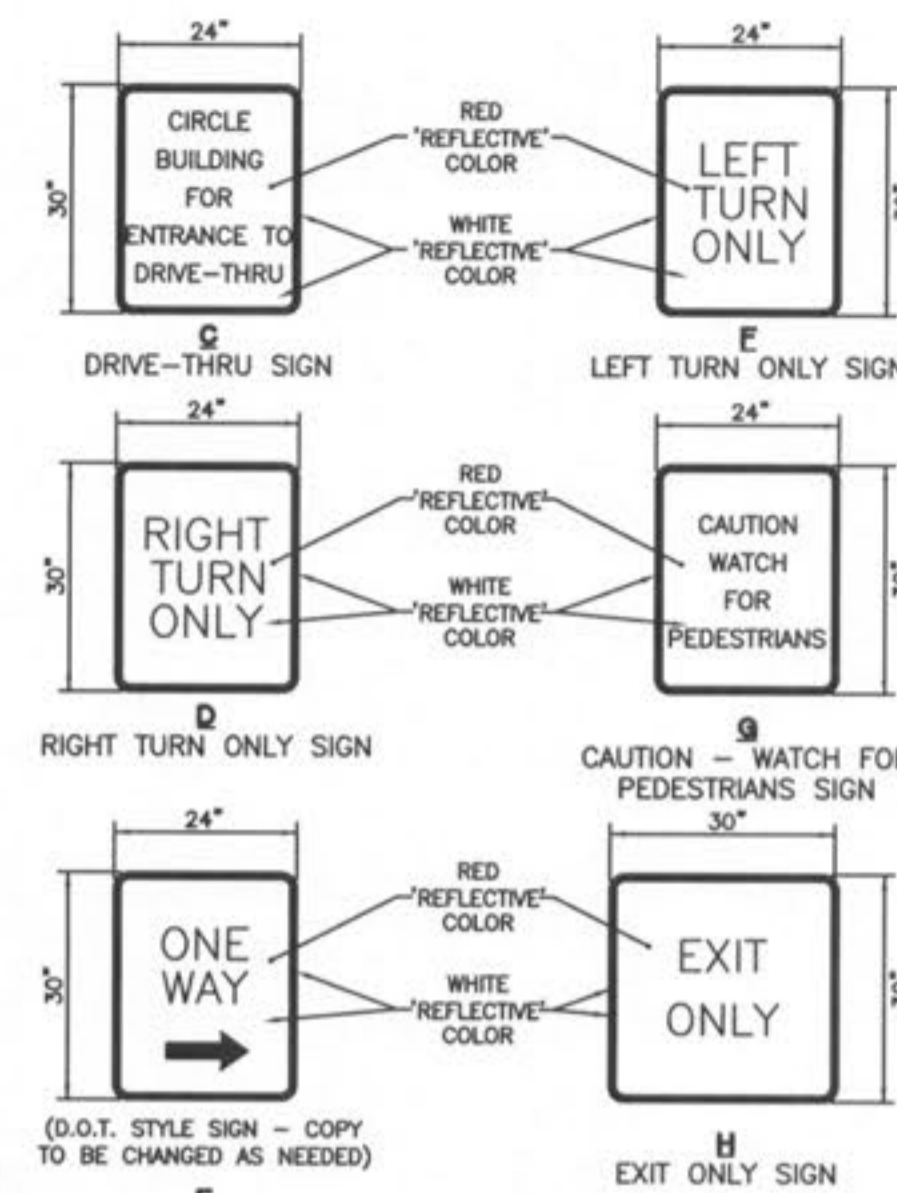
**A STOP SIGN & STANDARD MOUNTING POST**

NOTE: SIGNS SHALL BE FABRICATED USING 5/16" O.D. NON-ILLUMINATED ALUMINUM WITH VINYL COPY APPLIED TO THE FIRST SURFACE.

NOTE: VERIFY COLORS WITH LOCAL MUNICIPALITY.



**B HANDICAPPED PARKING SIGN**

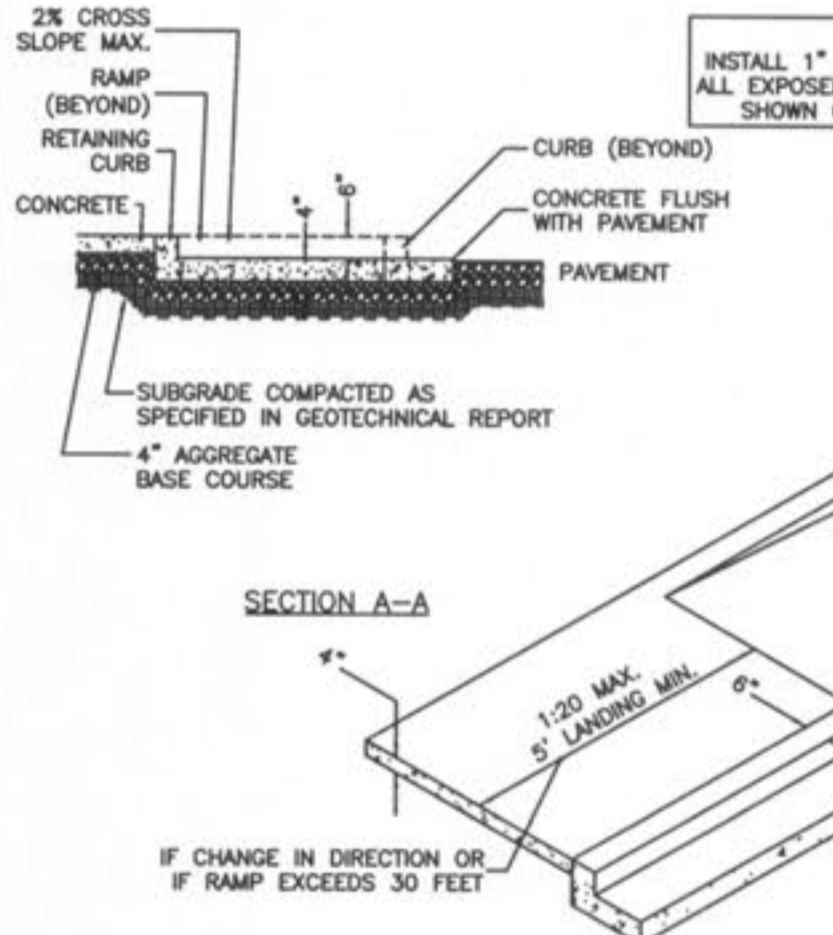


**6 DIRECTIONAL SIGNAGE**  
NOT TO SCALE

NOTE: SIGNS PROVIDED AND INSTALLED BY CFA SIGNAGE CONTRACTOR

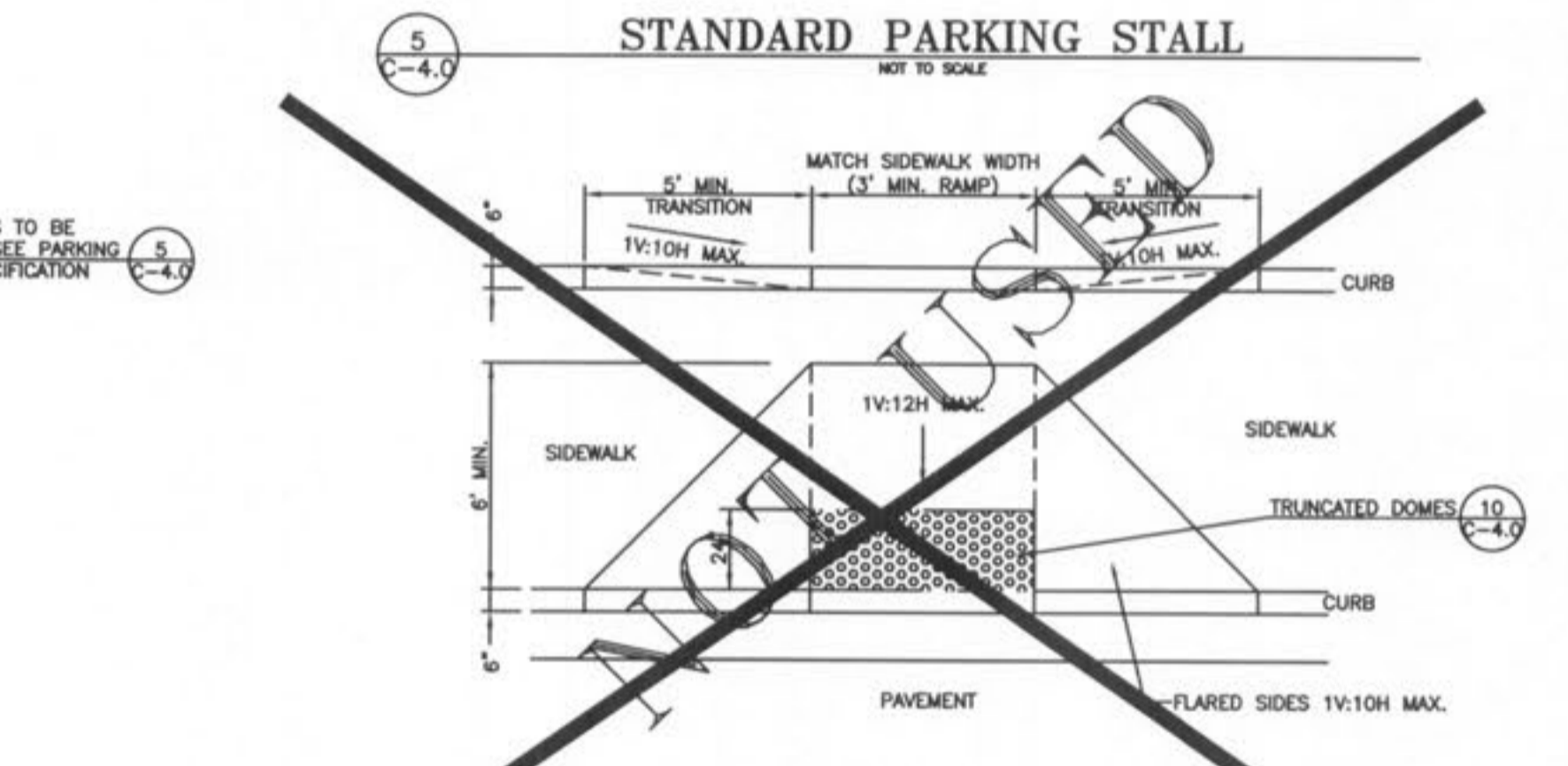
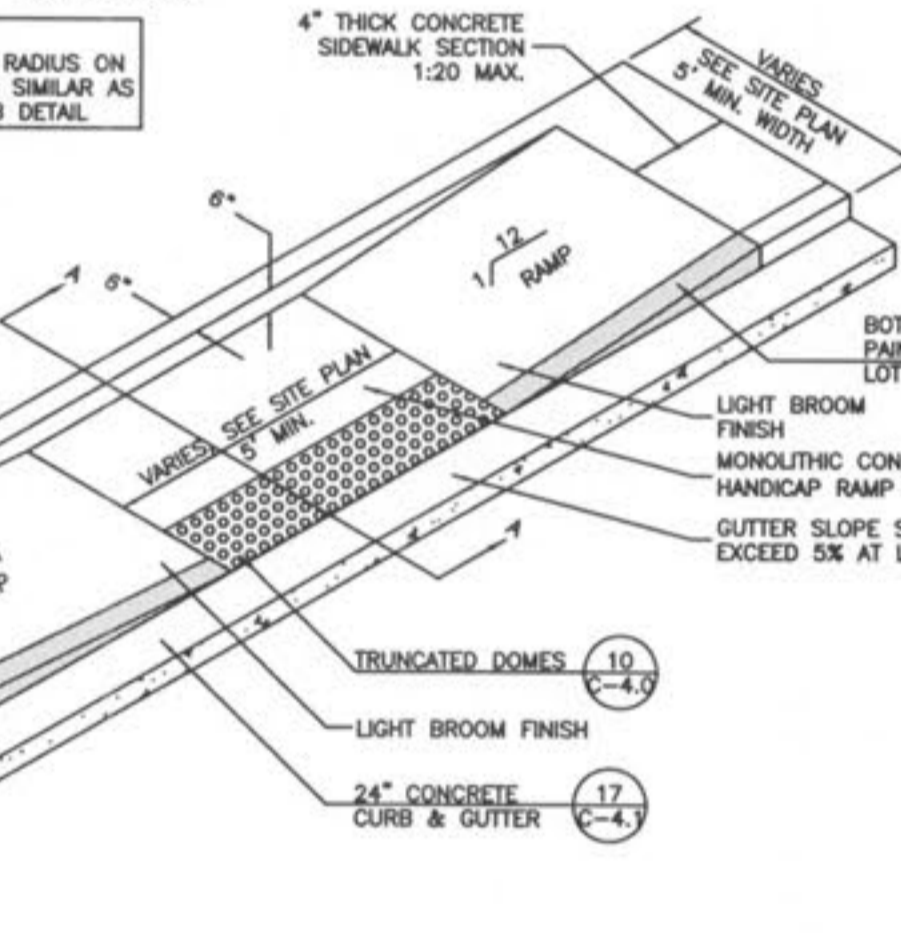
**3 STOP LINE GRAPHIC**  
NOT TO SCALE

- NOTES:
- GENERAL CONTRACTOR SHALL REFER TO CHICK-FIL-A PARKING LOT STRIPING SPECIFICATIONS, SEE DETAIL.
  - CONTRACTOR SHALL USE WHITE REFLECTIVE PAINT ON ASPHALT & YELLOW REFLECTIVE PAINT ON CONCRETE.



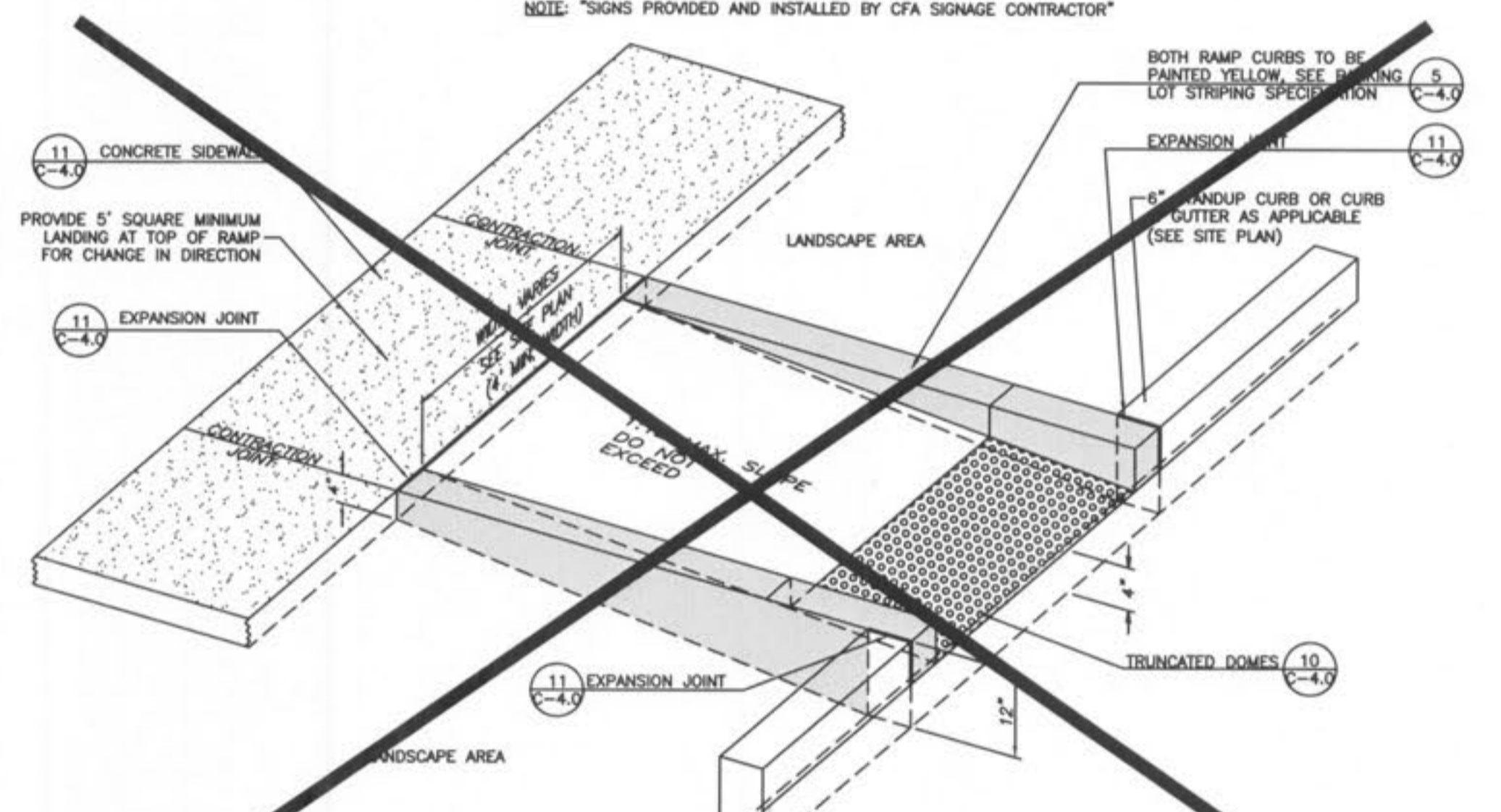
**4 PAINTED HANDICAP SYMBOL**  
NOT TO SCALE

- NOTES:
- GENERAL CONTRACTOR SHALL REFER TO CHICK-FIL-A PARKING LOT STRIPING SPECIFICATIONS, SEE DETAIL.
  - CONTRACTOR SHALL USE WHITE REFLECTIVE PAINT ON ASPHALT & YELLOW REFLECTIVE PAINT ON CONCRETE. UNLESS UPON VERIFICATION BY THE GENERAL CONTRACTOR IT IS DETERMINED THAT LOCAL, STATE, OR ADA CODES DIFFER, IN WHICH CASE THESE CODES SHALL GOVERN.



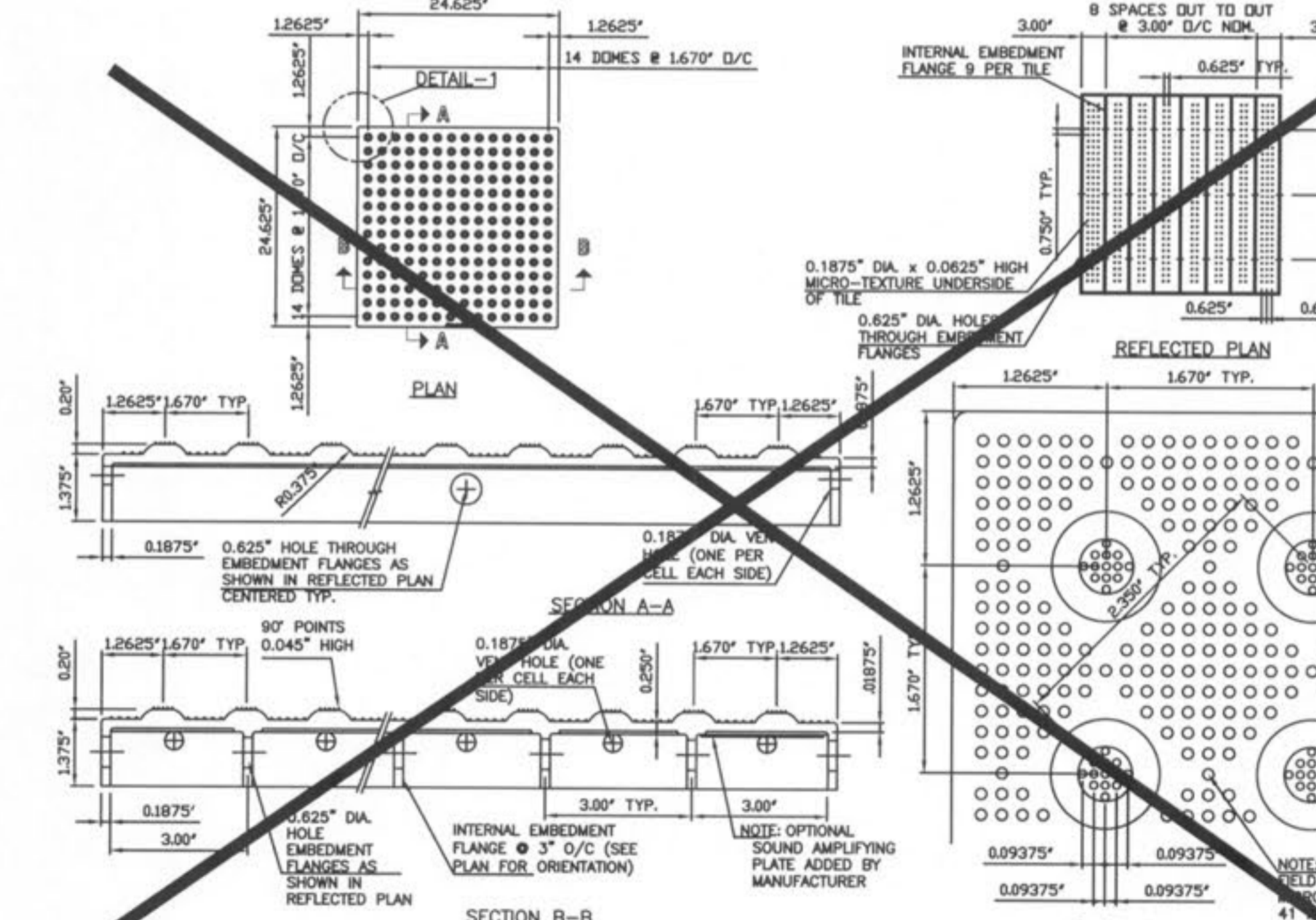
**5 STANDARD PARKING STALL**  
NOT TO SCALE

**B HANDICAP RAMP w/ FLARED SIDES**  
NOT TO SCALE



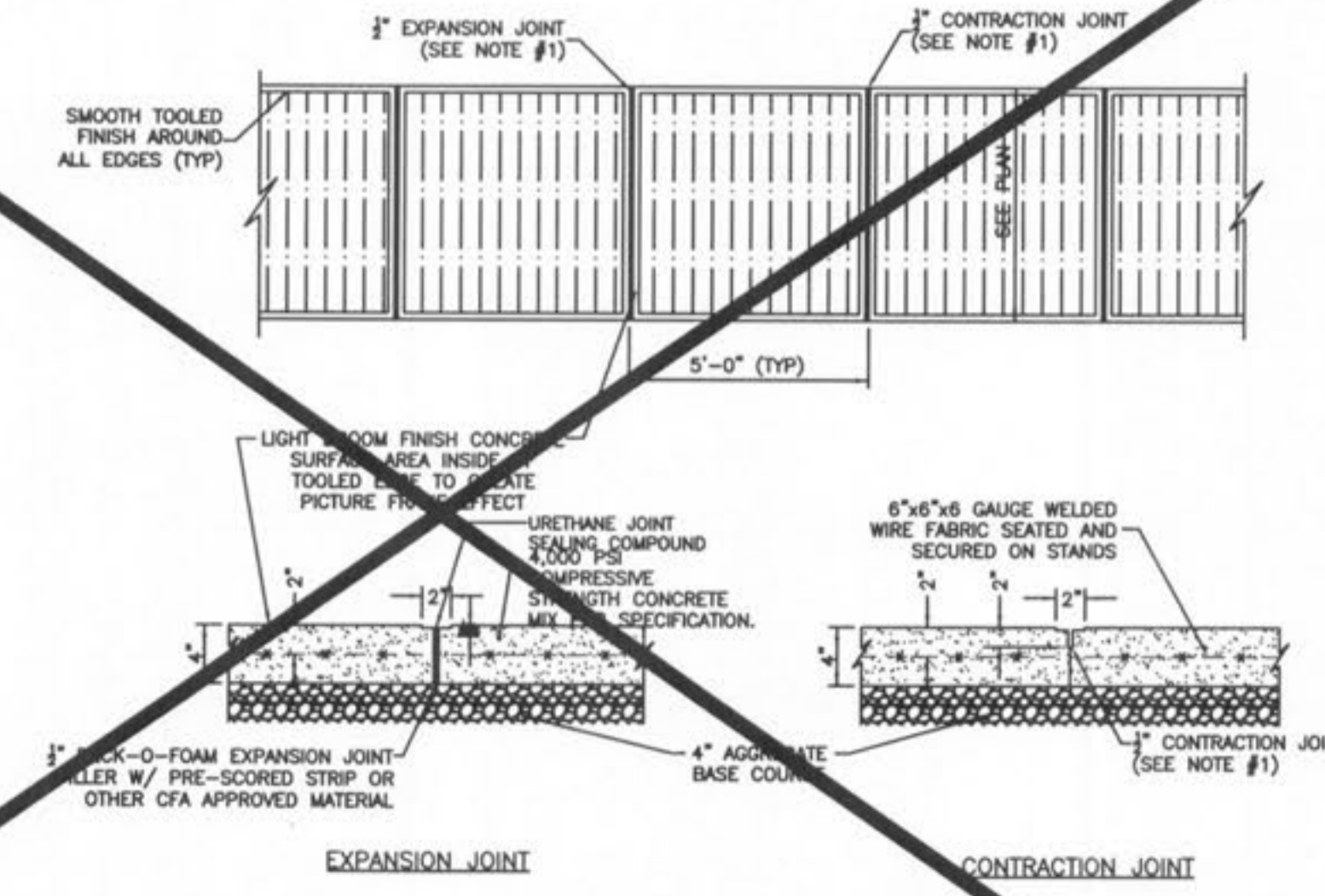
**9 RETURNED CURB HANDICAP RAMP**  
NOT TO SCALE

**7 SIDEWALK HANDICAP RAMP**  
NOT TO SCALE

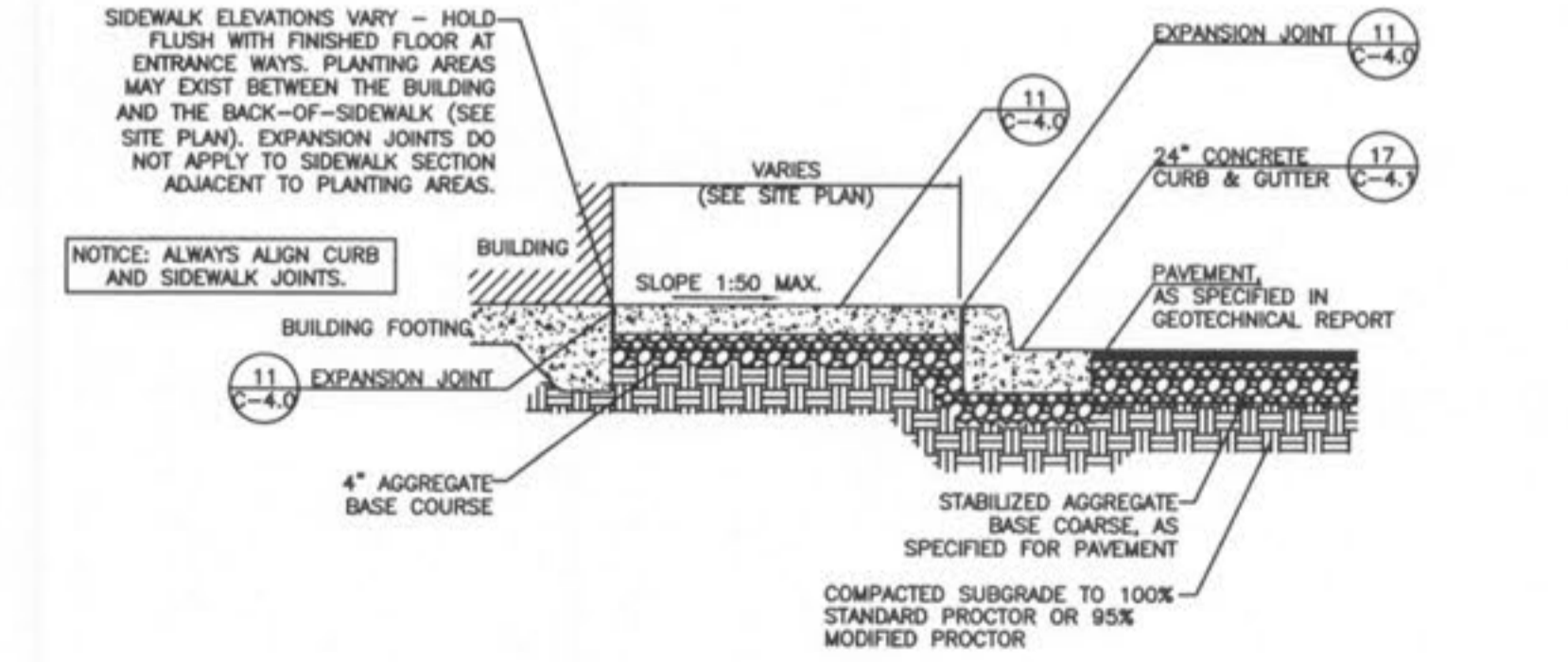


**10 TRUNCATED DOMES - CAST IN PLACE**  
NOT TO SCALE

- NOTES:
- CURB RAMP RUNNING SLOPE SHALL NOT BE STEEPER THAN 1:12 AND CROSS SLOPE SHALL BE 2% OR FLATTER.
  - DETECTABLE WARNING SURFACES SHALL BE CONSTRUCTED BY TEXTURING PRODUCTS CONFORMING TO PROWING 2304. TRANSITION SLOPES ARE NOT TO HAVE DETECTABLE WARNINGS. CONTRACTOR SHALL CONFIRM LOCAL CODES ARE MET.
  - WHERE A CURB RAMP IS CONSTRUCTED WITHIN AN EXISTING CURB, CURB & GUTTER AND/OR SIDEWALK, THE EXISTING CURB & GUTTER SHALL BE REMOVED TO THE NEAREST JOINT BEYOND THE CURB TRANSITIONS OR TO THE EXTENT THAT NO REMAINING SECTION OF CURB OR CURB & GUTTER IS LESS THAN 5' LONG. THE EXISTING SIDEWALK SHALL BE REMOVED TO THE NEAREST JOINT BEYOND THE TRANSITION SLOPE WALK AROUND OR TO THE EXTENT THAT NO REMAINING SECTION OF SIDEWALK IS LESS THAN 5'.
  - THE PLAN MUST PROVIDE FOR CONTRASTING COLORS OR MATERIALS THAT PROVIDE THE NECESSARY CONTRAST, OTHER DARK-ON-LIGHT, OR LIGHT-ON-DARK.
  - TRUNCATED DOMES TO BE INSTALLED USING ARMOR TILE PART NUMBER ADA-2424 OR OTHER EQUIVALENT APPROVED MATERIAL. PREFERRED MANUFACTURER ARMOR TILE TACTILE SYSTEMS LANCE MITCHELL #22-4615 UNLESS OTHERWISE SPECIFIED.



**11 TYPICAL CONCRETE SIDEWALK**  
NOT TO SCALE



**12 SIDEWALK WITH CURB & GUTTER SECTION**  
NOT TO SCALE

- NOTES:
- JOINTS AT 5'-0" O.C. TOOLED 1/2" WIDE, 1" DEEP OR MAX. 2" DEEP WHICHEVER IS GREATER. EXPANSION JOINTS AT 20' MAX. & ALL P.C.s, UNLESS APPROVED OR INDICATED OTHERWISE ON PLAN VIEW JOINT PATTERN.

**CHICK-FIL-A**  
OF FALLON, MO  
(#2645)  
FSR SOGN-144-R  
2106 HIGHWAY K  
O'FALLON, MO  
63366

**GBC DESIGN, INC.**  
Akron, OH 44333-3386  
3378 W. Market St.  
Phone 330-836-0228  
Fax 330-836-5782

**ENGINEER SIGNATURE BLOCK**



**CHICK-FIL-A**  
5200 BUFFINGTON RD.  
ATLANTA, GA 30349-2998  
24 HOUR EMERGENCY CONTACT:  
SCOTT D. PATMAN PH-404-305-4594

P+Z No. 1810.01

City No.

Page No.

**C-4.0**

**CONTACT:**  
GARY R. ROUSE

**CHICK-FIL-A CIVIL CONSTRUCTION DETAILS**