

1 DRIP VALVE: XCZ-100-B-COM
SCALE: NTS

3 LANDSCAPE DRIPLINE LATERAL DETAIL
SCALE: NTS

4 LANDSCAPE DRIPLINE ON GRADE
SCALE: NTS

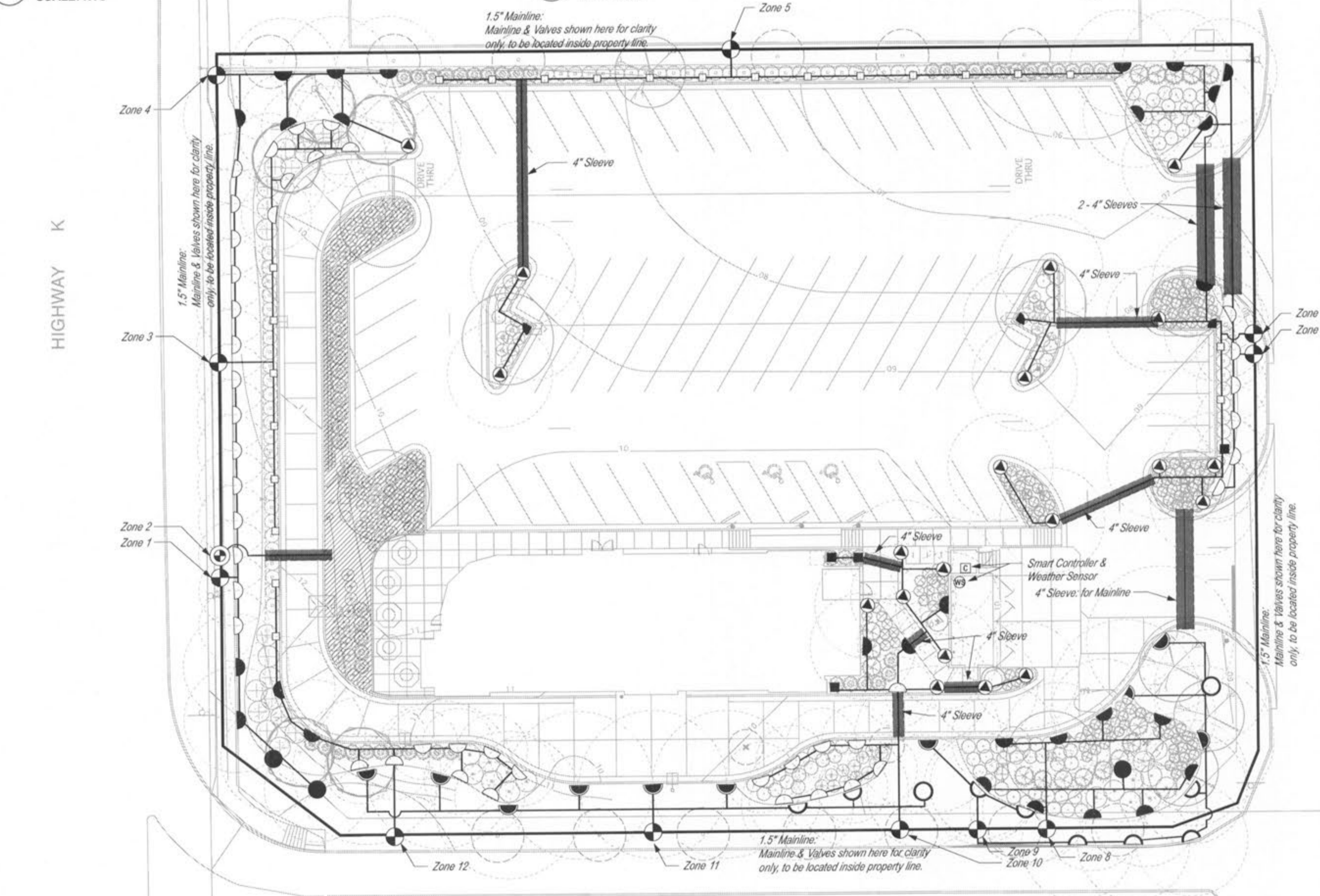
2 LANDSCAPE DRIPLINE LAYOUT
SCALE: NTS

IRRIGATION NOTES

1. Irrigation contractor to locate and protect all underground utilities prior to digging.
2. All valves to be located in valve box with cover at grade. Locate box in grass area when possible.
3. Automatic controller and weather sensor to be located in the storage room trash enclosure respectively. Weather Sensor to be free from obstructions and exposed to the weather.
4. 45 psi required per rotor station. 30 psi required per spray station. All spray and rotor bodies to have PRS (in-stem pressure regulation) as indicated in the legend.
5. Pressure regulator required by local code if static water pressure at point of connection for site is greater than 80 psi.
6. 4" SCH 40 PVC sleeves to be located as shown on drawing. Extend sleeve 18" beyond back of curb or pavement. Sleeves to be located and exposed by the general contractor prior to start of irrigation installation.
7. Pop-up height of spray heads to be as follows: 4" in Turf Zones, 12" in Shrub Zones, and 12" in Seasonal/Color beds. Rotor height to be 4". Nozzle size is indicated on drawing.
8. All pipes, automatic valves, backflow preventor, manual valve and meter to be located within property lines. Shown outside on drawing for clarity only.
9. Irrigation meter and backflow preventor to be provided by the general contractor.
10. All 1.5" main lines to have a minimum of 18" cover (class 200 PVC pipe).
11. All lateral and sub-main pipe to have a minimum of 12" and a maximum of 18" cover.
12. No rocks, boulders, or other extraneous materials to be used in backfilling trenches.
13. All pipe, valves, drip, spray heads, rotors, controllers, and weather sensors to be installed as per manufacturers specifications. For any questions on Rainbird products or installation of rainbird products call Mike Wendel @ 404.556.7511.
14. All threaded joints to be coated with Teflon Tape or Liquid Teflon.
15. All lines to be thoroughly flushed before installation of sprinkler heads.
16. Must use products specified on this drawing, unless approved by the Landscape Architect.
17. Irrigation contractor shall provide an as built drawing to the landscape architect. This drawing shall be overnighted to Manley Land Design, Inc within 24 hours of completion of installation.
18. Irrigation Contractor to perform a walk-thru inspection with the Store Operator of the functioning system prior to opening but no later than one week after opening.

IRRIGATION LEGEND

M	1" IRRIGATION METER	PROVIDED BY THE GENERAL CONTRACTOR
S	1" MANUAL SHUTOFF VALVE	(1 REQUIRED)
BF	RPZ BACKFLOW PREVENTOR	AS REQUIRED BY CITY
PR	1" PRESSURE REGULATOR	AS REQUIRED
EV	1" ELECTRICAL MASTER VALVE	(1 REQUIRED)
	LANDSCAPE DRIPLINE	RAINBIRD XDF-06-18
	SIDE STRIP SPRAY HEAD	RAINBIRD 1800-PRS-15SST
	END STRIP SPRAY HEAD	RAINBIRD 1800-PRS-15EST
	360 SPRAY HEAD - 10' RADIUS	RAINBIRD 1800-PRS-U10F
	180 SPRAY HEAD - 10' RADIUS	RAINBIRD 1800-PRS-U10H
	90 SPRAY HEAD - 10' RADIUS	RAINBIRD 1800-PRS-U10Q
	VARIABLE SPRAY HEAD	RAINBIRD 1800-PRS-10-VAN
	VARIABLE SPRAY HEAD	RAINBIRD 1800-PRS-15-VAN
	360 SPRAY HEAD - 15' RADIUS	RAINBIRD 1800-PRS-U15F
	270 SPRAY HEAD - 15' RADIUS	RAINBIRD 1800-PRS-U15TQ
	180 SPRAY HEAD - 15' RADIUS	RAINBIRD 1800-PRS-U15H
	90 SPRAY HEAD - 15' RADIUS	RAINBIRD 1800-PRS-U15Q
	1800 ROTARY NOZZLE - 16" (regulated at 30psi)	RAINBIRD 1800-PRS-R13-18Q/H/F (AS INDICATED)
	1800 ROTARY NOZZLE - 21" (regulated at 30psi)	RAINBIRD 1800-PRS-R17-24Q/H/F (AS INDICATED)
	5000 PLUS MPR SERIES STREAM ROTOR	RAINBIRD 5000-MPR-25/30/35
	1" ELECTRIC VALVE	RAINBIRD 100-PGA (11 REQUIRED)
	1" DRIP CONTROL ZONE VALVE	RAINBIRD XCZ-100-B-COM (1 REQUIRED)
C	AUTOMATIC CONTROLLER	RAINBIRD ESP-SMT
WS	WEATHER SENSOR	INCLUDED W/IT CONTROLLER
	CLASS 200 PVC IRRIGATION PIPE AND FITTINGS	1" pipe unless otherwise indicated on drawing; 1.5" mainline
	4" - 6" CLASS 200 PVC SLEEVE UNDER PAVEMENT	installation of sleeves by contractor in location as shown on plan; size as indicated

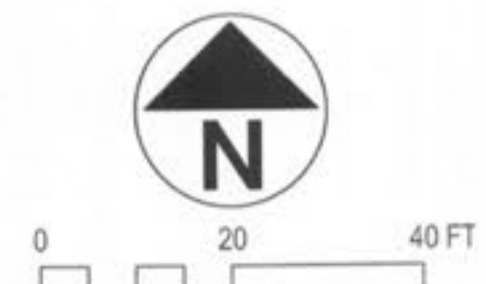


IRRIGATION ZONES

SMART CONTROLLER		
1	17.66 GPM	6
2	DRIP GPM	7
3	13.00 GPM	8
4	16.93 GPM	9
5	20.31 GPM	10
		11
		12

Irrigation contractor shall provide an as built drawing to the landscape architect. This drawing shall be overnighted to Manley Land Design, Inc within 24 hours of completion of installation.

Irrigation Contractor to perform a walk-thru inspection with the Store Operator of the functioning system prior to opening but no later than one week after opening.



Revisions:


Mark	Date	By
△	2.10.11	ADN
	New Site Plan	
	2.18.11	SLM
	Dumpster Relocation	

Mark Date By

△

Mark Date By

△



51 old canton street
alpharetta, ga 30004
770-442-8171
770-442-1123 fax

IVEY LANDSCAPING INC.
500 Marroway Court
Alpharetta, GA 30022
770-663-0020
770-663-4288 fax

STORE
O'Fallon FSR
2106 Highway K
O'Fallon, MO 63366

SHEET TITLE
Irrigation Plan

VERSION:
ISSUE DATE:

Job No. : 2010049
Store : 2645
Date : 1.7.10
Drawn By : ADN
Checked By: SLM

Sheet
L-2.0