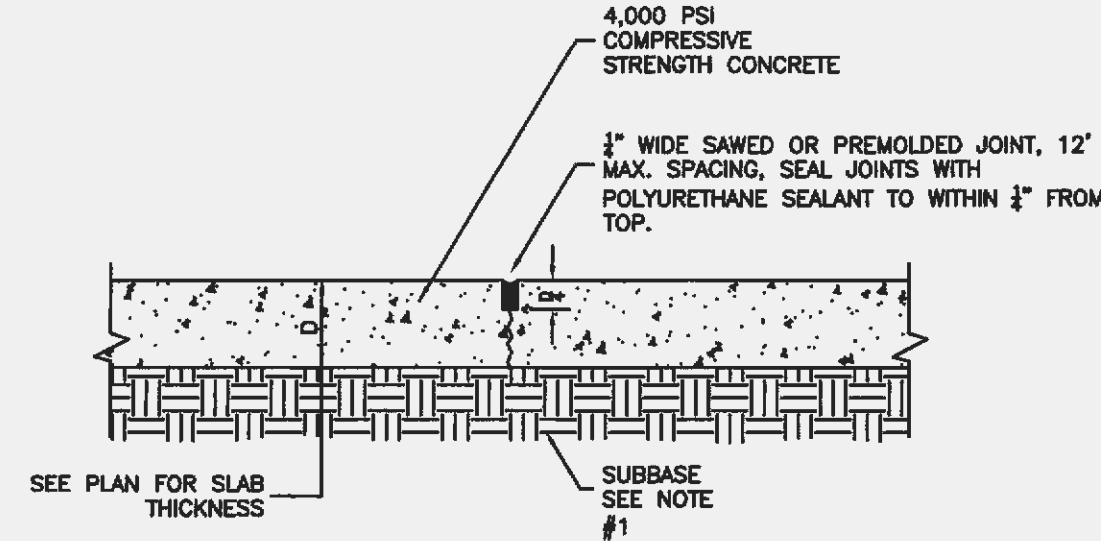


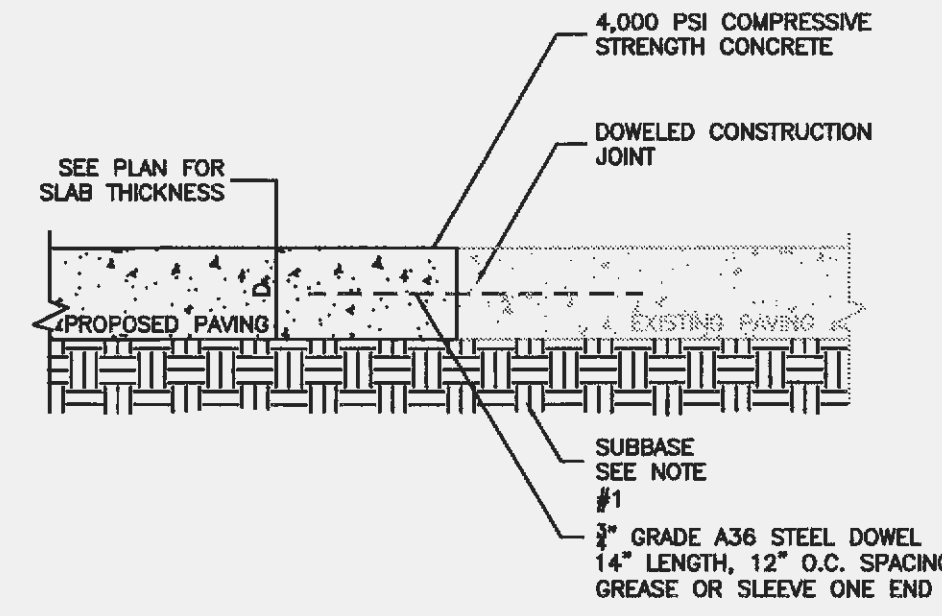
22 TYPICAL PAVEMENT SECTION
NOT TO SCALE

- NOTE:
- GENERAL CONTRACTOR SHALL REFERENCE SITE SPECIFIC GEOTECHNICAL REPORT FOR PAVEMENT, AGGREGATE, AND SUBGRADE SECTION REQUIREMENTS.
 - MINIMUM PAVEMENT THICKNESS SHOULD BE 8" GRADED AGGREGATE BASE, 2-1/2" ASPHALT PAVEMENT BINDER & 1-1/2" ASPHALT PAVEMENT SURFACE COURSE TACK COAT.
 - THE ASPHALT SURFACE SHALL BE COMPACTED TO 98% MAXIMUM DENSITY.



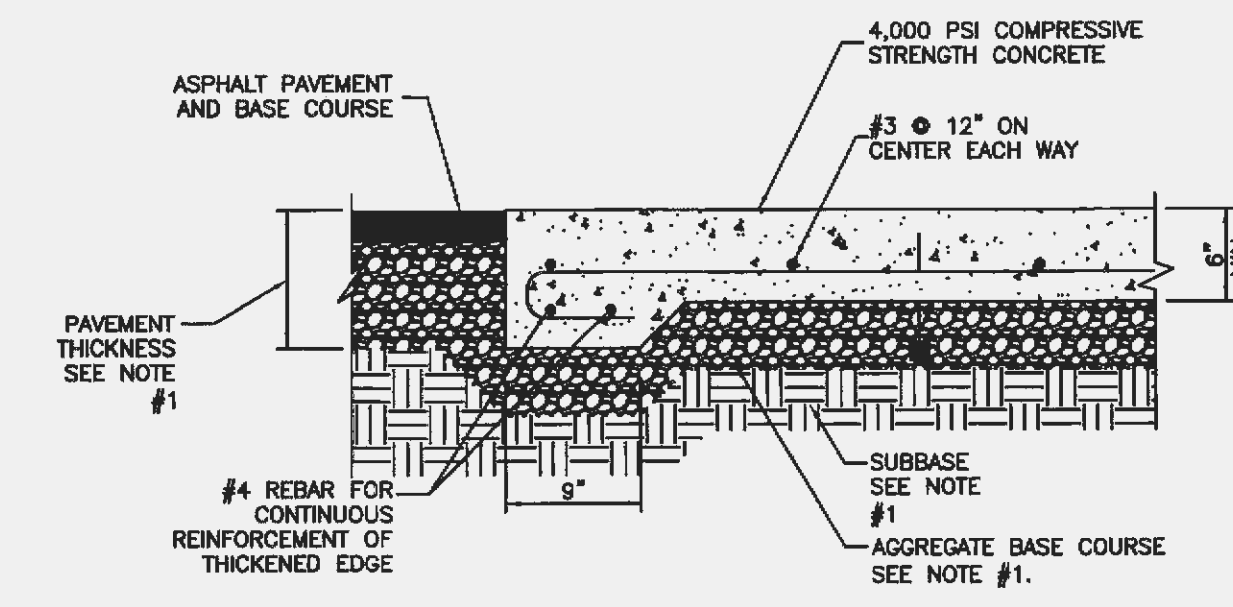
23 TRANSVERSE AND LONGITUDINAL CONTRACTION JOINT
NOT TO SCALE

- NOTE:
- GENERAL CONTRACTOR SHALL REFERENCE GEOTECHNICAL REPORT FOR PAVEMENT SECTION REQUIREMENTS.



24 TRANSVERSE AND LONGITUDINAL DOWELED CONSTRUCTION JOINT
NOT TO SCALE

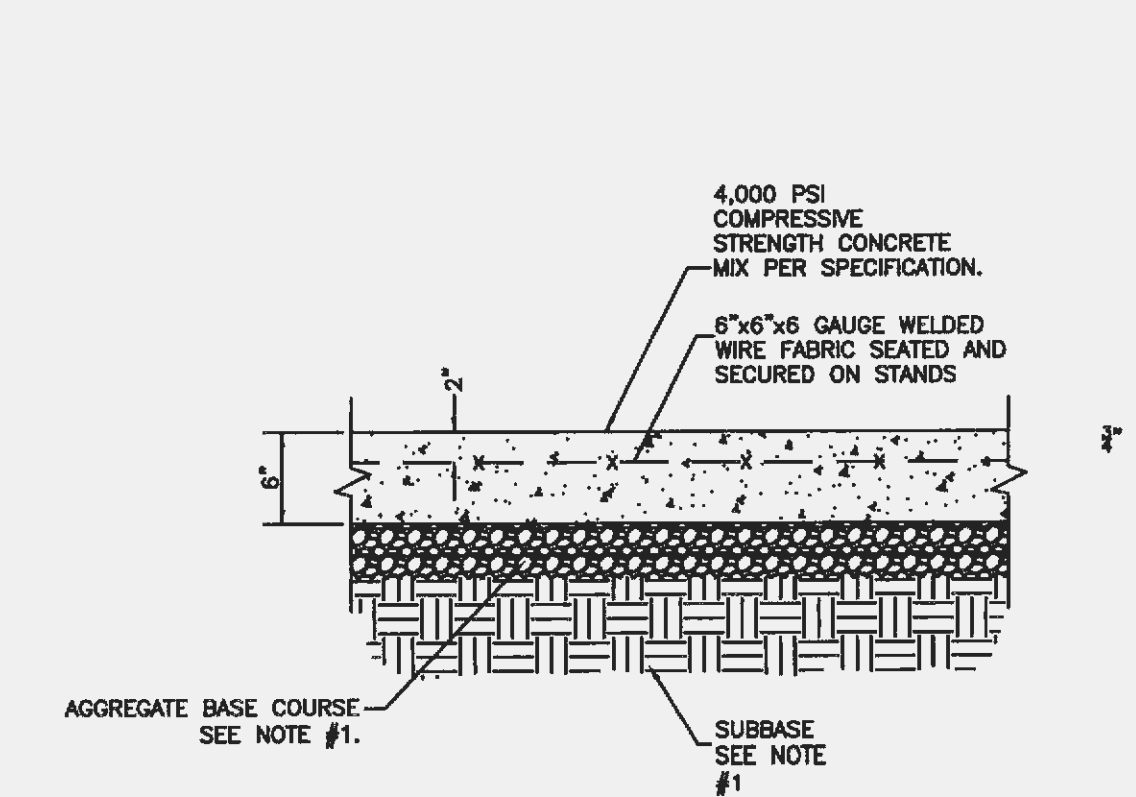
- NOTE:
- GENERAL CONTRACTOR SHALL REFERENCE GEOTECHNICAL REPORT FOR PAVEMENT SECTION REQUIREMENTS.



25 CONCRETE APRON @ TRASH ENCLOSURE
NOT TO SCALE

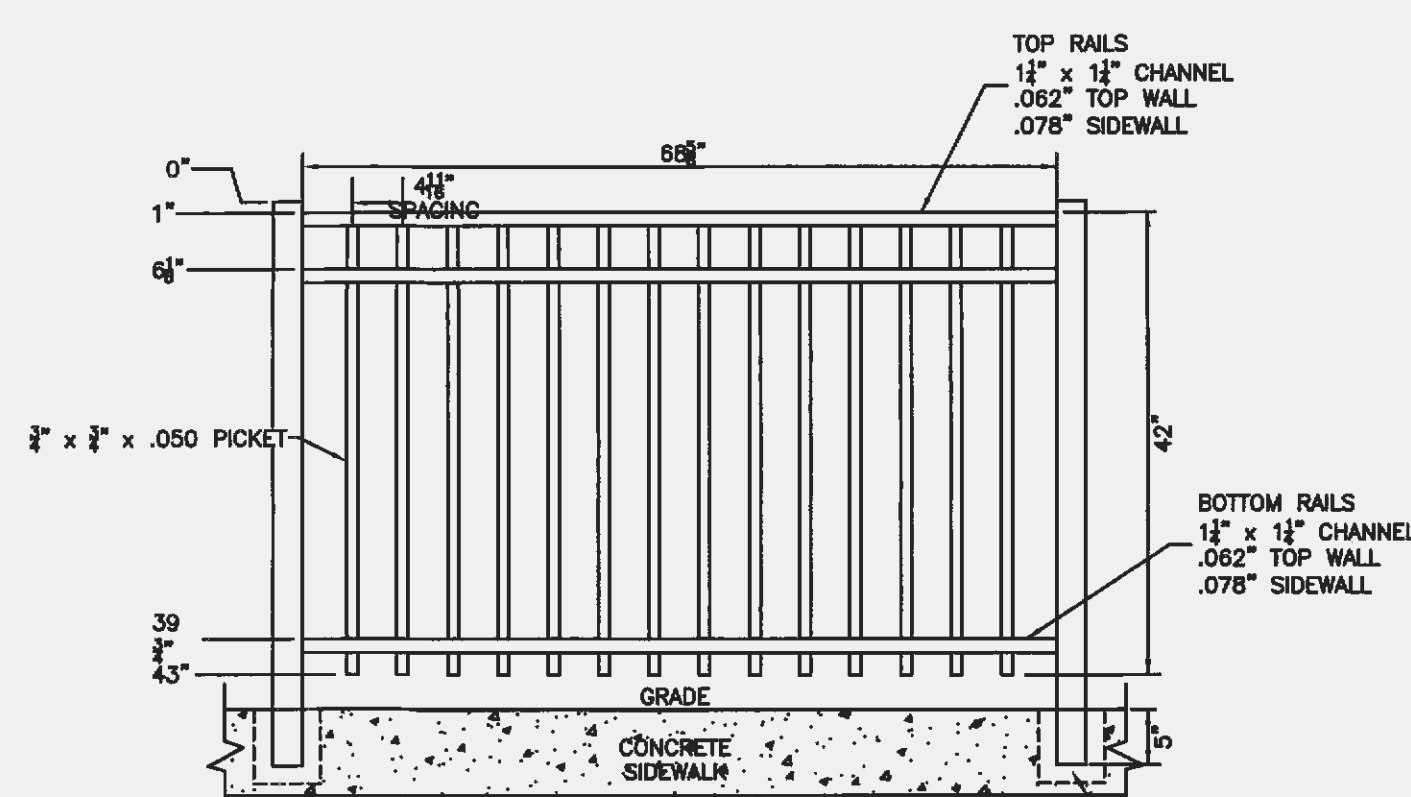
- NOTE:
- GENERAL CONTRACTOR SHALL REFERENCE GEOTECHNICAL REPORT FOR PAVEMENT SECTION REQUIREMENTS.

ALL NON-REINFORCED CONCRETE SHALL BE 4,000 PSI AT 28 DAYS



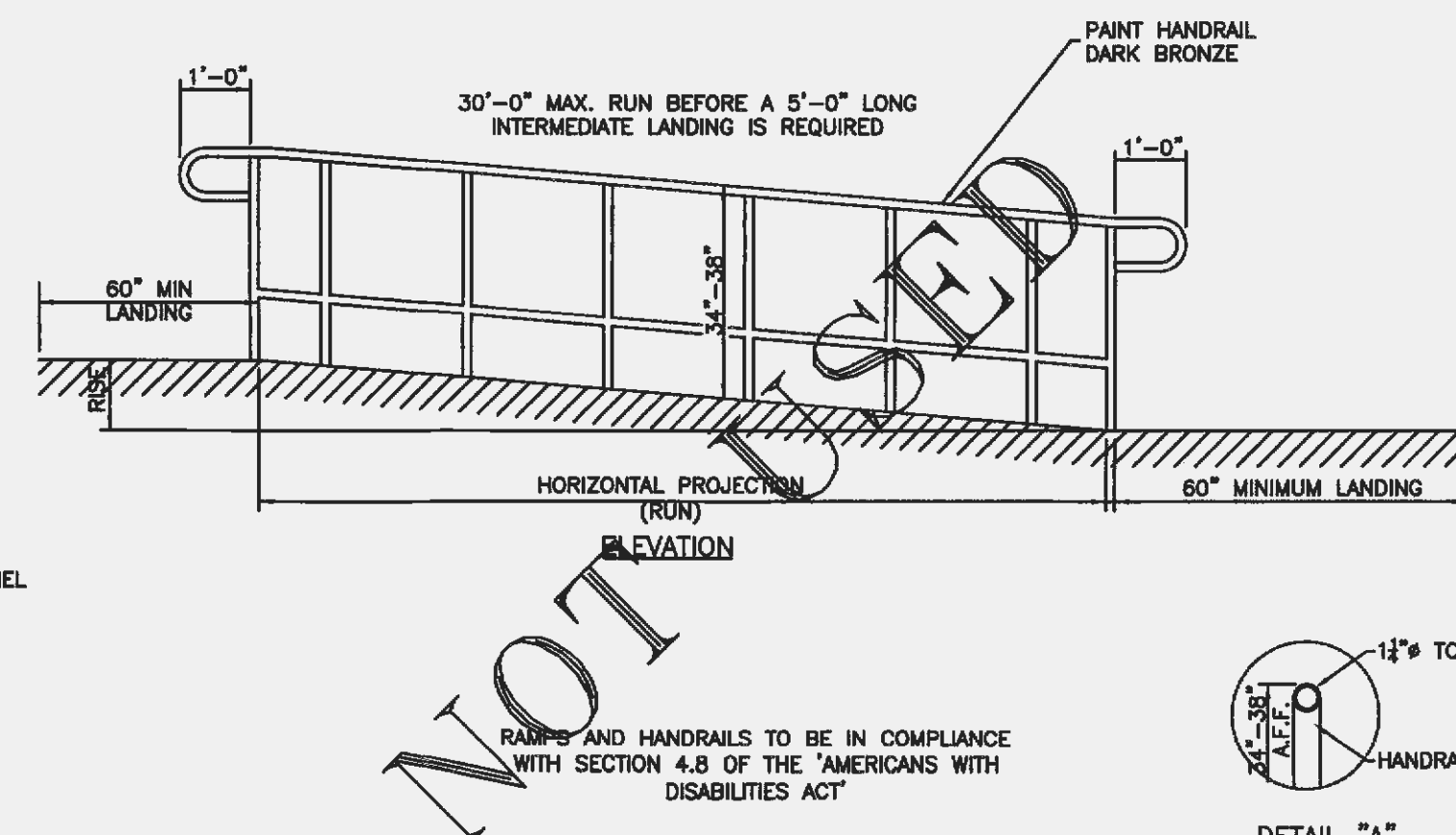
26 CONCRETE PAVING DRIVE-THRU LANE
NOT TO SCALE

- NOTE:
- GENERAL CONTRACTOR SHALL REFERENCE GEOTECHNICAL REPORT FOR PAVEMENT SECTION REQUIREMENTS.



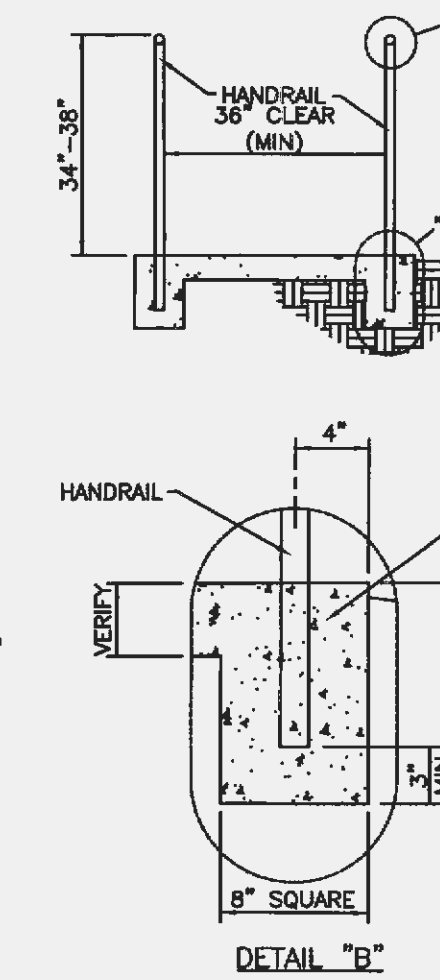
27 ALUMINUM HANDRAIL
NOT TO SCALE

- NOTE:
- USE ONLY COMMERCIAL GRADE ALUMINUM FENCING WITH DARK BRONZE POWDER COAT FINISH



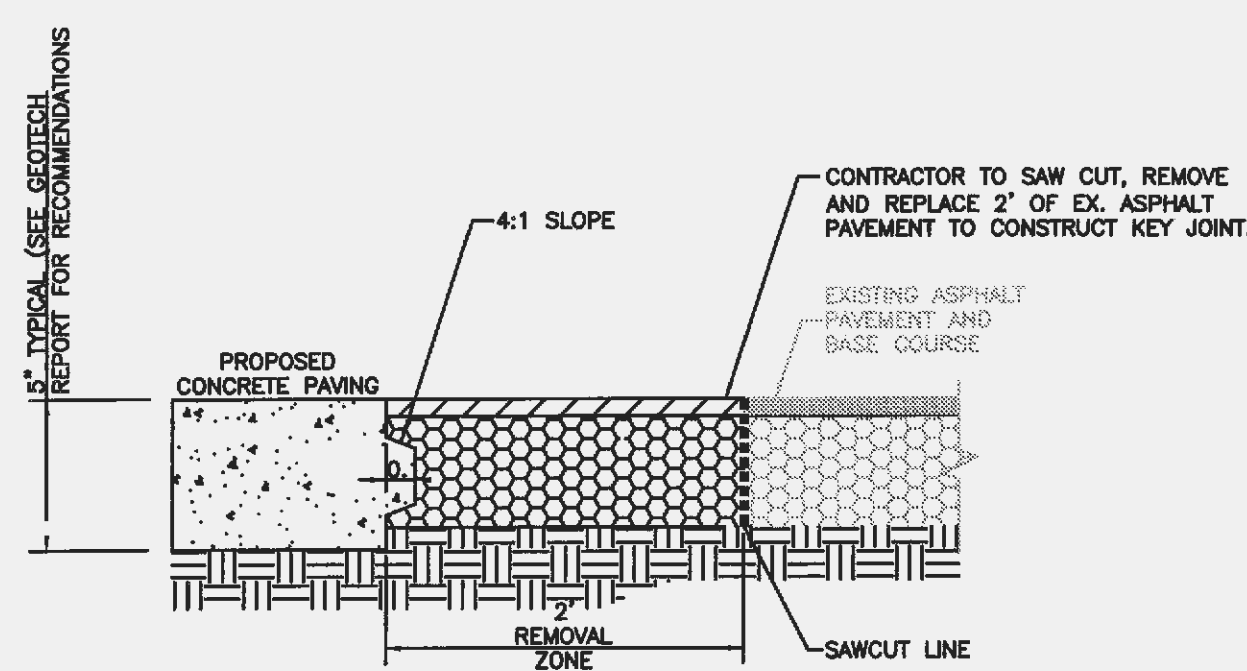
28 TYPICAL ADA RAMP AND HANDRAIL
NOT TO SCALE

- NOTE:
- USE ONLY COMMERCIAL GRADE ALUMINUM FENCING WITH DARK BRONZE POWDER COAT FINISH

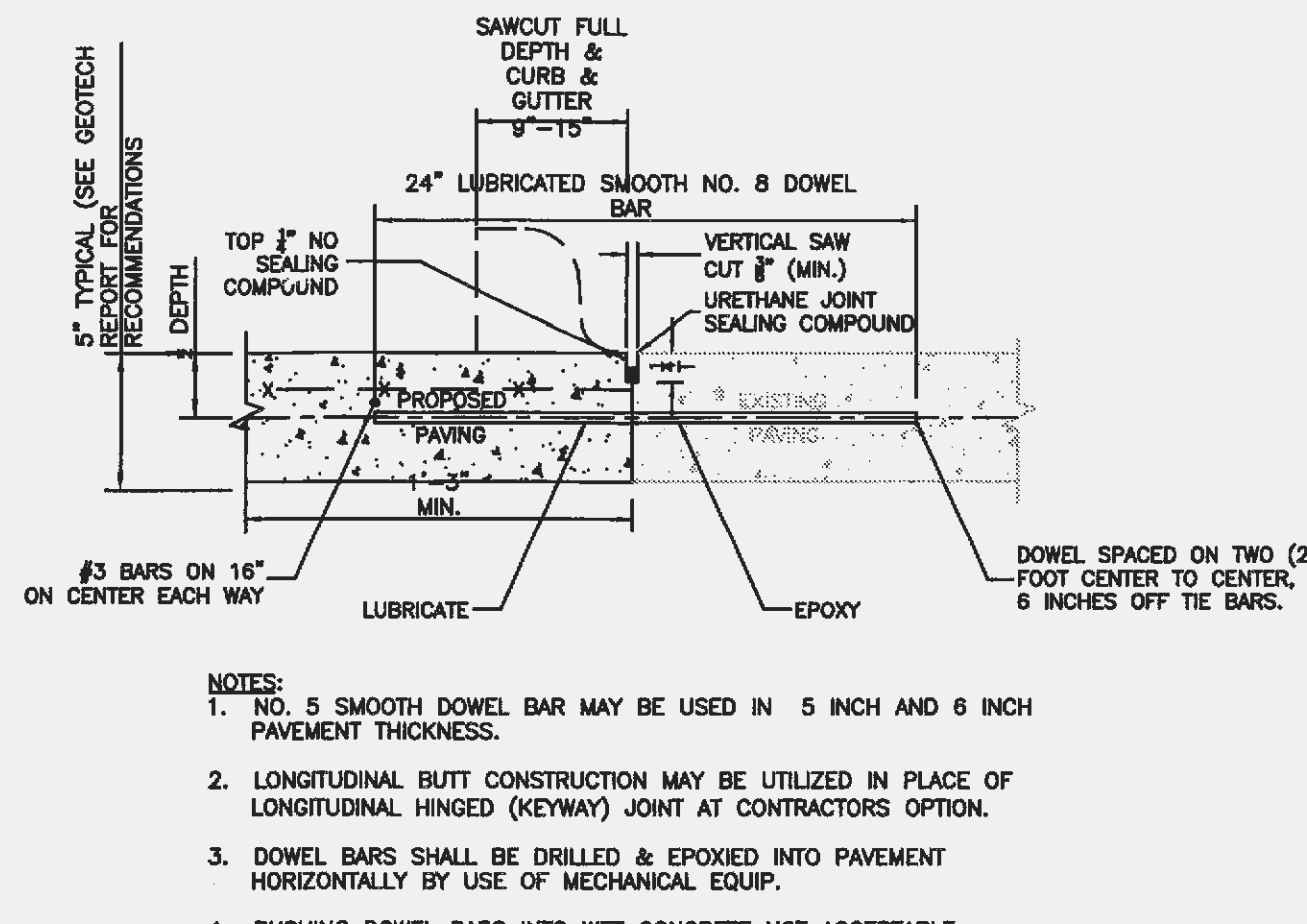


29 CONSTRUCTION JOINT
NOT TO SCALE

- NOTE:
- GENERAL CONTRACTOR SHALL REFERENCE GEOTECHNICAL REPORT FOR PAVEMENT SECTION REQUIREMENTS.

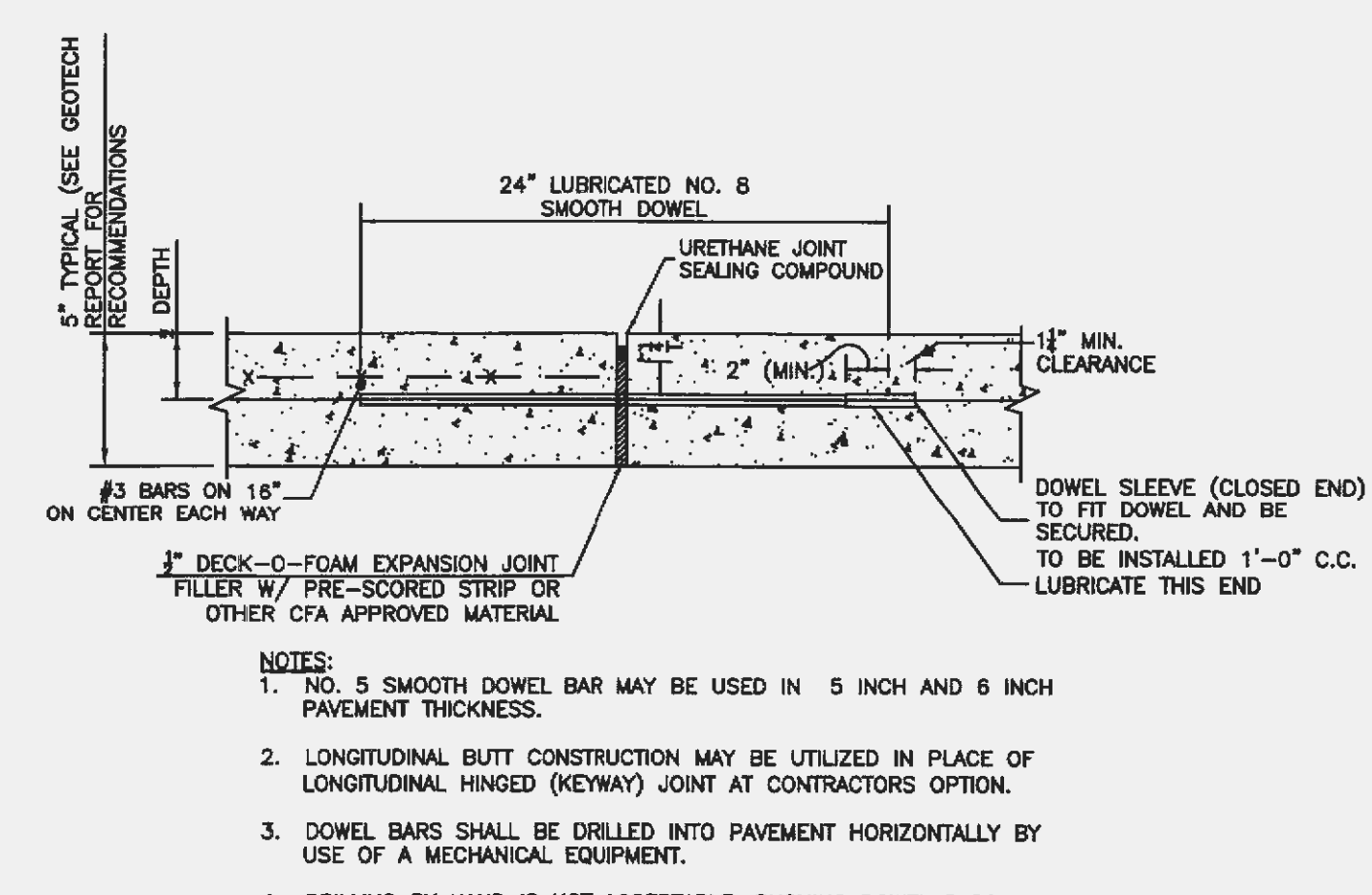


30 KEYED CONSTRUCTION JOINT
NOT TO SCALE



31 LONGITUDINAL BUTT JOINT
NOT TO SCALE

- NOTES:
- NO. 5 SMOOTH DOWEL BAR MAY BE USED IN 5 INCH AND 6 INCH PAVEMENT THICKNESS.
 - LONGITUDINAL BUTT CONSTRUCTION MAY BE UTILIZED IN PLACE OF LONGITUDINAL HINGED (KEYWAY) JOINT AT CONTRACTORS OPTION.
 - DOWEL BARS SHALL BE DRILLED & EPOXIED INTO PAVEMENT HORIZONTALLY BY USE OF MECHANICAL EQUIP.
 - PUSHING DOWEL BARS INTO WET CONCRETE NOT ACCEPTABLE.



32 EXPANSION JOINT
NOT TO SCALE

- NOTES:
- NO. 5 SMOOTH DOWEL BAR MAY BE USED IN 5 INCH AND 6 INCH PAVEMENT THICKNESS.
 - LONGITUDINAL BUTT CONSTRUCTION MAY BE UTILIZED IN PLACE OF LONGITUDINAL HINGED (KEYWAY) JOINT AT CONTRACTORS OPTION.
 - DOWEL BARS SHALL BE DRILLED INTO PAVEMENT HORIZONTALLY BY USE OF A MECHANICAL EQUIPMENT.
 - DRILLING BY HAND IS NOT ACCEPTABLE, PUSHING DOWEL BARS INTO WET CONCRETE NOT ACCEPTABLE.

MAX. RISE/RUN FOR ACCESSIBLE RAMPS		
SLOPE	MAXIMUM RISE	MAXIMUM HORIZONTAL PROJECTION
1:12 TO < 1:16	30 INCHES	30 FEET
1:16 TO < 1:20	30 INCHES	40 FEET

RAMPS SECTION 4.8.1 - 4.8.3
 *ANY PART OF AN ACCESSIBLE ROUTE WITH A SLOPE GREATER THAN 1:20 SHALL BE CONSIDERED A RAMP AND SHALL COMPLY WITH 4.8
 *THE LEAST POSSIBLE SLOPE SHALL BE USED FOR ANY RAMP.
 *THE MINIMUM CLEAR WIDTH OF A RAMP SHALL BE 36".
 *SEE MAXIMUM RISE/RUN CHART FOR ACCEPTABLE SLOPES.

LANDINGS SECTION 4.8.4
 *LEVEL LANDINGS WILL BE PROVIDED AT TOP AND BOTTOM OF EACH RAMP. LANDING LENGTH SHALL BE MIN. 60" AND BE AS WIDE AS RAMP MIN. 36".
 *IF RAMP CHANGES DIRECTION LANDING WILL BE MIN. 60"x60"
 *IF A DOORWAY IS LOCATED AT A LANDING, THEN THE AREA IN FRONT OR THE DOORWAY SHALL COMPLY WITH 4.13.6"

HANDRAILS SECTION 4.8.5 AND 4.26
 *IF A RAMP HAS A SLOPE GREATER THAN 5% AND A RISE GREATER THAN 6" OR A HORIZONTAL PROJECTION GREATER THAN 72", THEN IT SHALL HAVE HANDRAILS ON BOTH SIDES.
 *HANDRAIL WILL BE CONSTRUCTED OF WELDED STEEL PIPE - GRIND SMOOTH AND PAINT TO MATCH DARK BRONZE.


CROSS SLOPE SECTION 4.8.6, 4.3.7
 *THE CROSS SLOPE OF RAMP SURFACES SHALL BE NO GREATER THAN 1:50.
 *NOWHERE SHALL THE CROSS SLOPE OF AN ACCESSIBLE ROUTE EXCEED 1:50.

CHICK-FIL-A
O'FALLON, MO
(#2645)
FSR S08N-144-R
2106 HIGHWAY K
O'FALLON, MO
63366

GBC DESIGN, INC.
Akron, OH 44333-3886
3378 W. Market St.
Phone 330-836-0228
Fax 330-836-5782

CONTACT:
GARY R. ROUSE

ENGINEER
SIGNATURE
BLOCK



7/15/11

CHICK-FIL-A CIVIL CONSTRUCTION DETAILS

Chick-fil-A
5200 BUFFINGTON RD.
ATLANTA, GA 30349-2998
24 HOUR EMERGENCY CONTACT:
SCOTT D. PATMAN PH-404-305-4594



P+Z No. 1810.01

City No.

Page No.

C-4.2