

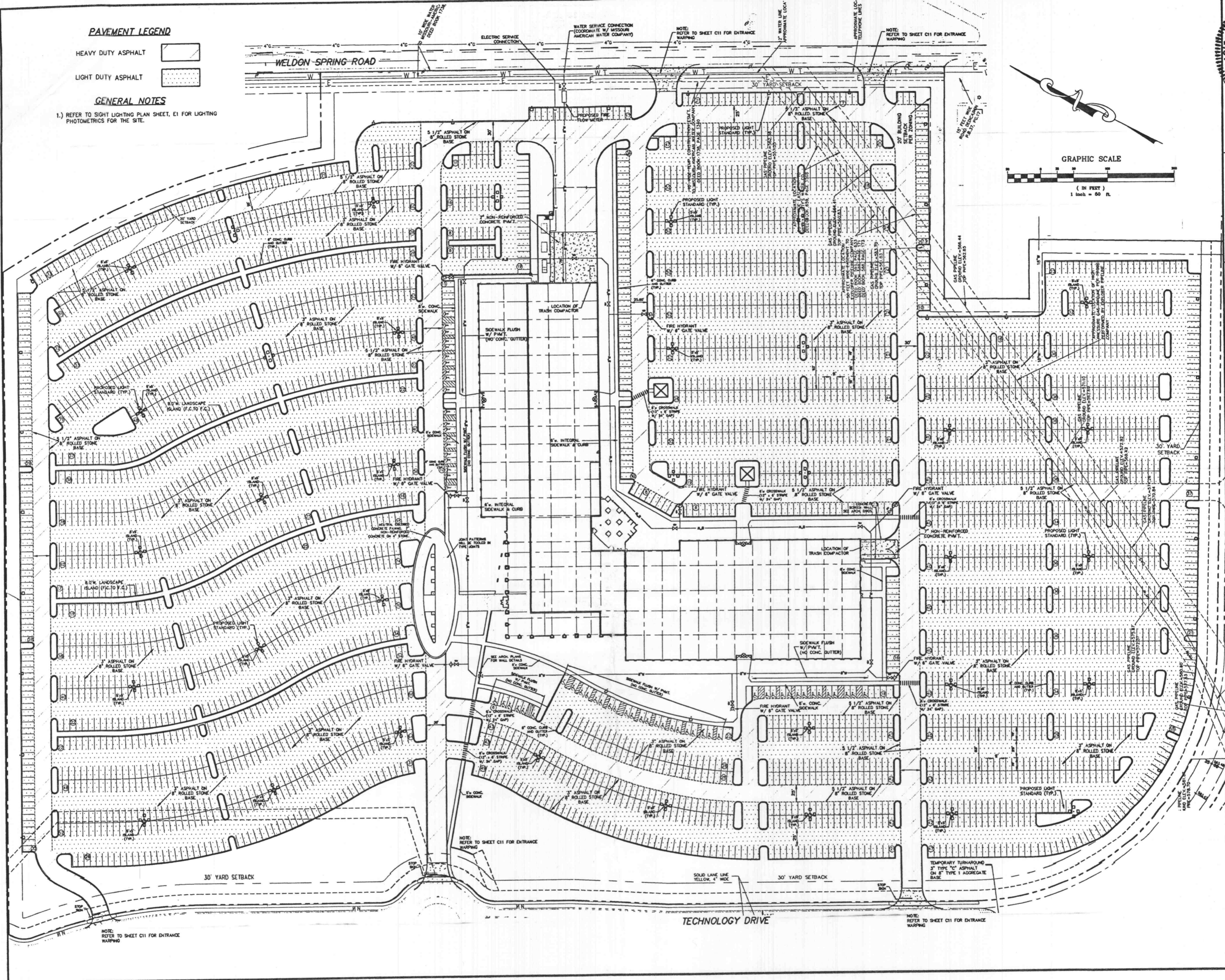


PAVEMENT LEGEND

- HEAVY DUTY ASPHALT 
- LIGHT DUTY ASPHALT 

GENERAL NOTES

- 1.) REFER TO SIGHT LIGHTING PLAN SHEET, E1 FOR LIGHTING PHOTOMETRICS FOR THE SITE.



STATE OF MISSOURI
GEORGE MICHAEL STOCK
 REGISTERED PROFESSIONAL ENGINEER
 NUMBER E-25116
 GEORGE M. STOCK
PROFESSIONAL ENGINEER
 CONSULTING ENGINEERS, INC.
 425 NORTH NEW BALLAS ROAD
 SUITE 105
 ST. LOUIS, MO. 63141
 PH. (314) 432-8100
 FAX (314) 432-8171
 e-mail: gstock@stockinc.com

Forum Studio
 Structural Engineer
Alper Audi
 P.E. Professional Engineer
 Plumbing Engineer
 Mechanical Engineer
 Electrical Engineer

CLAYCO
 CLAYCO CONSTRUCTION COMPANY
 2199 Inverloch Business Center Dr.
 St. Louis, MO 63114
 Ph 314.429.5100 Fx 314.429.3185

TRISTAR
 TRISTAR BUSINESS COMMUNITIES
 13397 Lakefront Drive
 St. Louis, MO. 63045
 Ph 314.291.0814

citi mortgage
 Progress Point O'Fallon, MO

Rev.	Description	Date
1	PROGRESS SET 1	01-07-02
2	FOR INFO/PERMIT PROC (FOR INFORMATION ONLY)	01-18-02
3	ISSUE	01-31-02
4	PROGRESS SET 3	03-15-02
5	QTY COMMENTS	04-18-02
6	QTY COMMENTS	04-25-02

The Professional Engineer seal affixed to this drawing indicates that the project was prepared or directed the preparation of the material shown only on this sheet. Other drawings and documents not exhibiting this seal shall not be considered prepared by or the responsibility of the undersigned.

Drawing Title
SITE GEOMETRY AND UTILITY PLAN
 Drawing No.
C10
 Scale: 1"=50'
 Date: P.J.R. Check By: G.M.S.
 Date: 1-10-02 Date: 2002/1/10