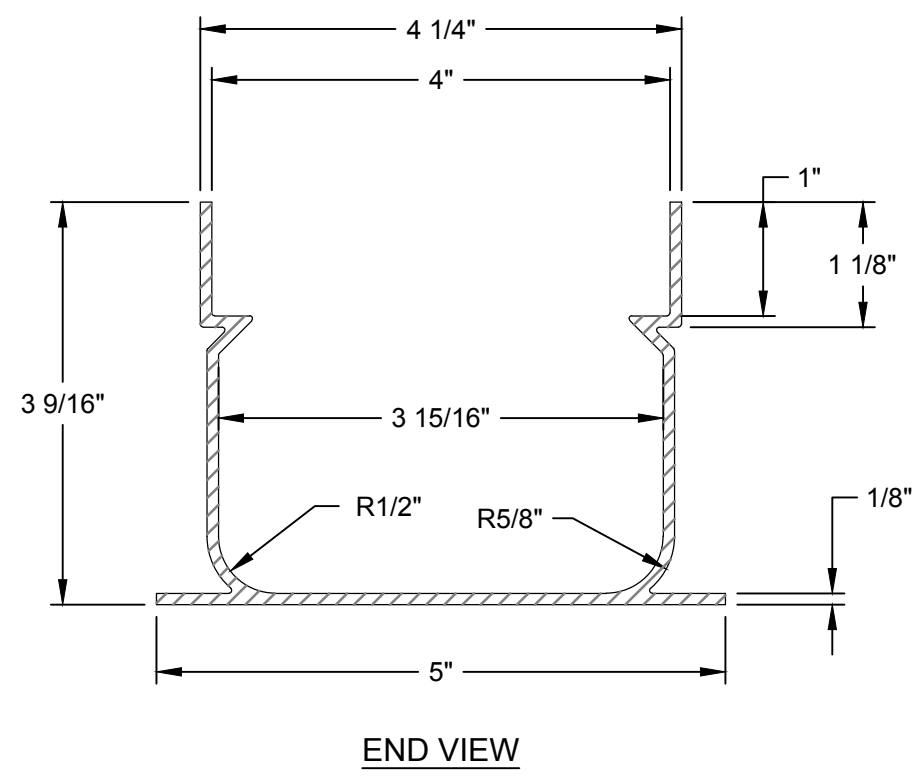
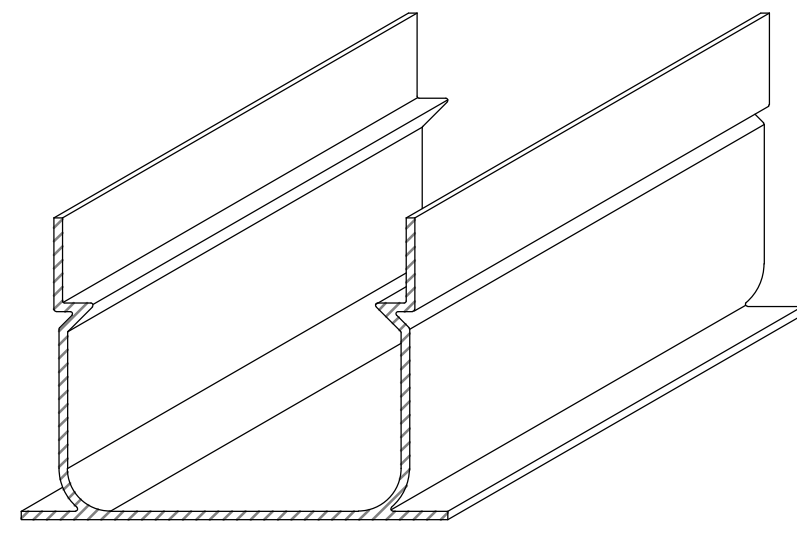


DRAINS

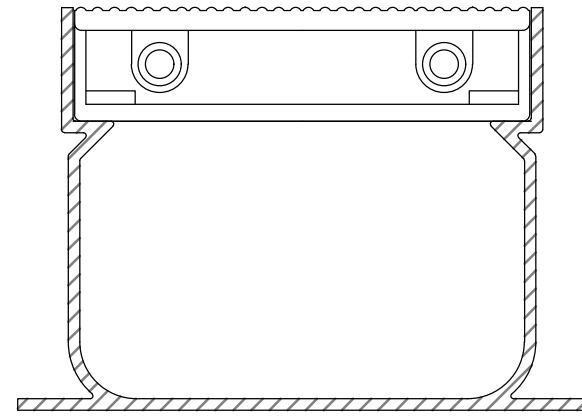
Lawson Aquatics™ Drain-the-Deck System



END VIEW



ISOMETRIC VIEW



ASSEMBLY EXAMPLE

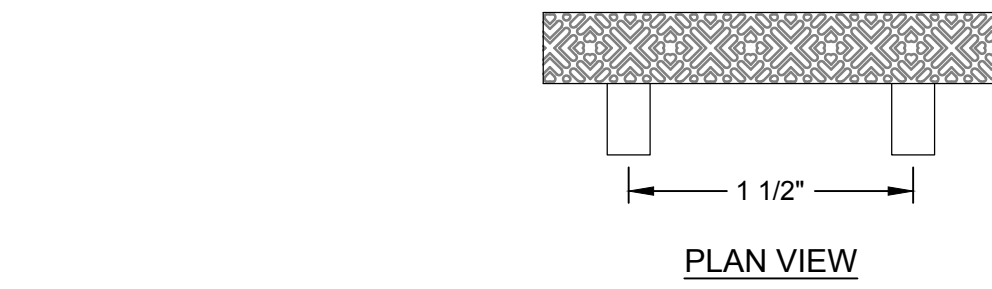
GENERAL NOTE

LOCATE DRAINS / DROP-OUTS NO MORE THAN 15' O.C.

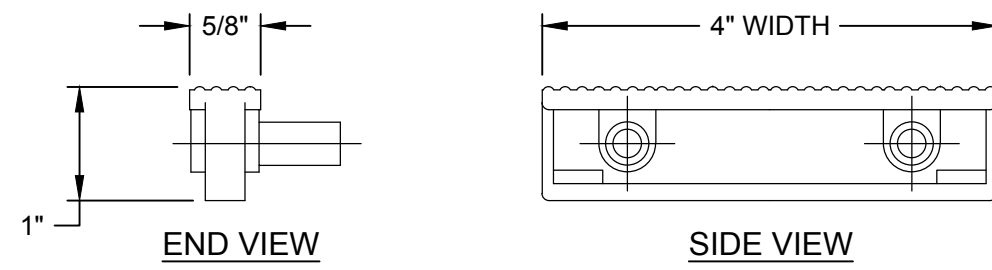
SPECIFICATIONS

DECK DRAIN BASE - 4" DECK DRAIN BASE MADE OF EXTRUDED, UV STABILIZED, RIGID PVC. AN OPEN SECTION OF 4.03" AT THE TOP WITH AN INITIAL DEPTH OF 1", AND HAVING A LEDGE ON EACH SIDE OF APPROXIMATELY 1/2" FOR A GRATE TO SIT ON. THE BOTTOM SECTION OF THE DRAIN TO BE 4" WIDE. OVERALL DEPTH OF 3-1/2". THE UNDERSIDE OF THE BASE WITH AN OVERALL WIDTH OF 5" WITH PROTRUSIONS TO GIVE STABILITY AND ENABLE ANCHORING DOWN PRIOR TO POURING THE CEMENT/GUNITE. PROTRUSIONS TO ENSURE THE DRAIN IS EMBEDDED INTO THE CONCRETE/GUNITE. EACH SECTION TO BE JOINED USING A MALE PVC SLEEVE OF THE SAME SHAPE AND SECURED WITH STANDARD PVC GLUE. THE BASE COMES IN 10' LENGTHS, 90° CORNERS, 45° CORNERS, SPECIAL CORNERS, TEE SECTIONS, END CAPS, DOWN SECTIONS WITH 1-1/2", 2", OR 3" PVC COUPLINGS, AND END ADAPTERS WITH 1-1/2", 2", OR 3" PVC COUPLINGS ARE ALSO AVAILABLE. DECK DRAIN RADII CAN BE PRODUCED DOWN TO A 4" RADIUS.

DECK DRAIN GRATE - 4" T" BAR SIZE MODULAR, INTERLOCKING PIECES OF PVC, UV STABILIZED GRATING. THE TOP SURFACE SHALL HAVE A RAISED DESIGN TO CREATE GOOD FRICTION, WET OR DRY, AND BE 5/8" WIDE WITH A DEPTH OF 1". THE SPACE BETWEEN THE PIECES SHALL NOT EXCEED 1/4". EACH PIECE OF GRATE SHALL HAVE A SLOTTED HOLE AT THE ENDS FOR INSERTION OF A STAINLESS STEEL FASTENER CLIP AND ANCHOR SCREWS AT LEAST EVERY 3' AND SHALL BE EASILY REMOVABLE. GRATING SURFACE BARS SHALL RUN PERPENDICULAR TO THE LINE OF TRENCH AND WITH THE GAP, PROVIDE AT LEAST 25% OPEN SPACE PER FOOT FOR UNRESTRICTED WATER FLOW. THE COLOR OF THE GRATE SHALL BE --.



PLAN VIEW



END VIEW

SIDE VIEW

ALL DRAWING DIMENSIONS SUPPLIED BY NEPTUNE-BENSON, LLC ARE FOR REFERENCE ONLY. ALL CAD FILES WERE CREATED USING AUTOCAD FILE FORMAT (.DWG) AND ARE PRESENTED AS A SERVICE TO OUR CUSTOMERS. ERRORS SOMETIMES OCCUR DURING THIS PROCESS AND WITH SOFTWARE INCOMPATIBILITY UPON OPENING A FILE. NEPTUNE-BENSON, LLC AND/OR ANY AUTHORIZED DISTRIBUTOR OF OUR PRODUCTS WILL NOT BE HELD RESPONSIBLE FOR PROBLEMS ARISING FROM FILES WHICH HAVE BEEN CONVERTED AND DOES NOT WARRANT THE DOCUMENTS AGAINST DEFICIENCIES OR TYPOGRAPHICAL ERRORS OF ANY KIND. WE RECOMMEND THAT ALL MEASUREMENTS ARE VERIFIED WITH ACTUAL PHYSICAL PRODUCT BEFORE ANY CUSTOM FABRICATION IN THE FIELD OCCURS.

COLORS:
WHITE (WT)
GRAY (GY)
BONE (BO)

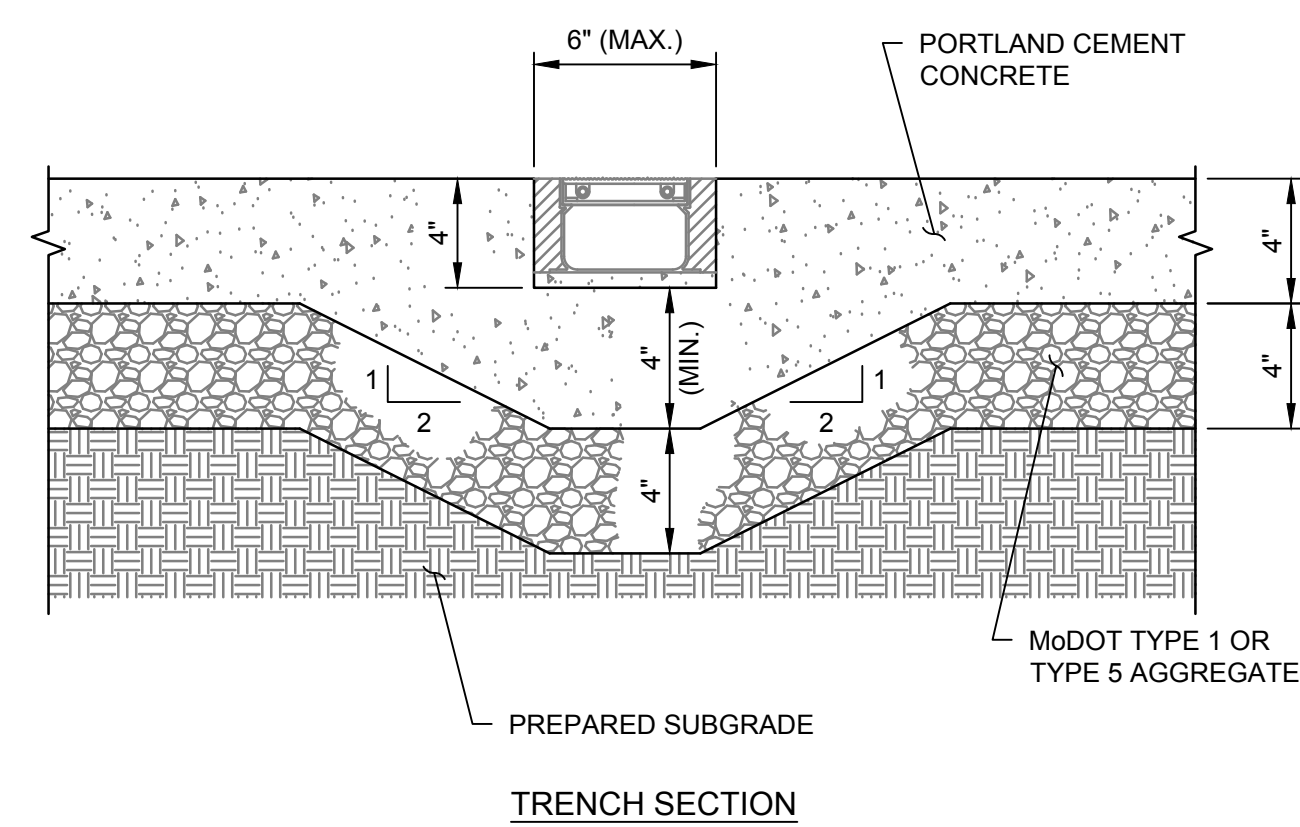
CUSTOMER	~				
PRODUCT	4" STRAIGHT AND RADIUS TRENCH DRAIN				
DRAWN	MJB	DRAWING NO.	REV.	MATERIAL	
DATE	10/23/12	DTD-04-SR	-	PVC	
CHECKED	TWO	DATE	10/23/12		

DO NOT SCALE PRINT

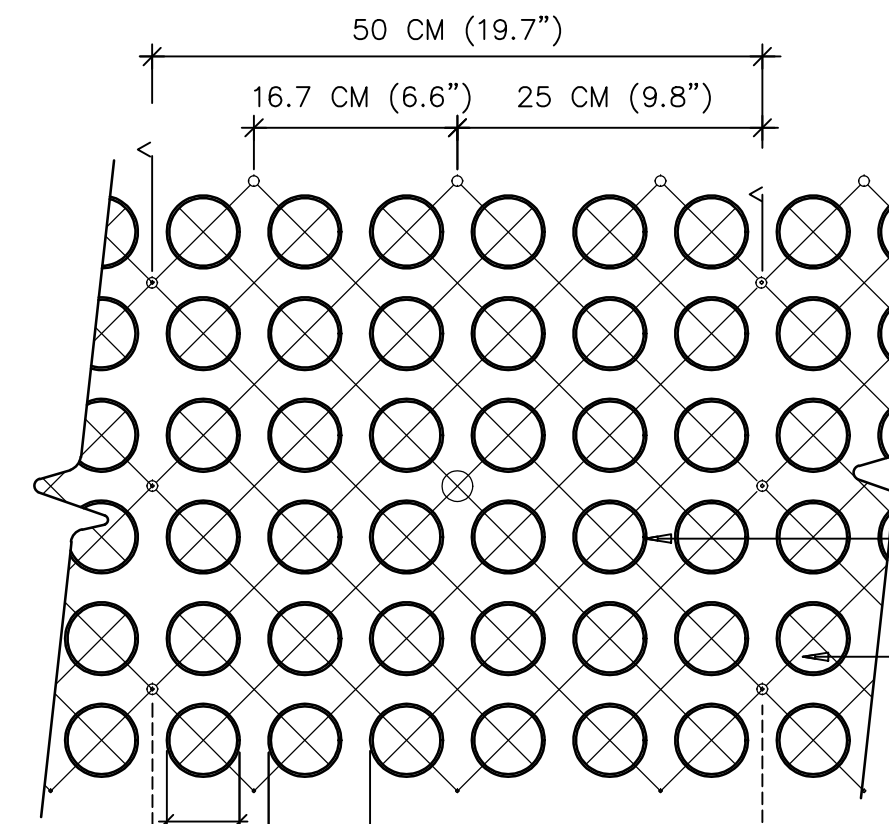
REVISIONS



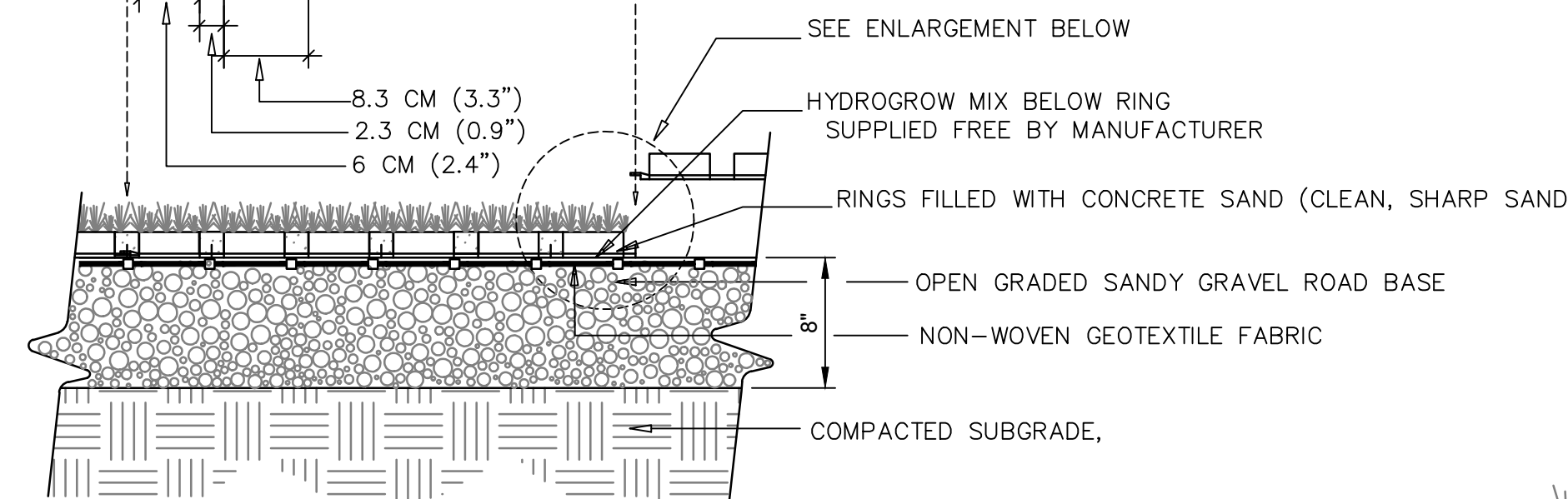
6 Jefferson Drive, Coventry, RI 02816 • www.neptunebenson.com
(800) 832-8002 • P (401) 821-2200 • F (401) 821-7129



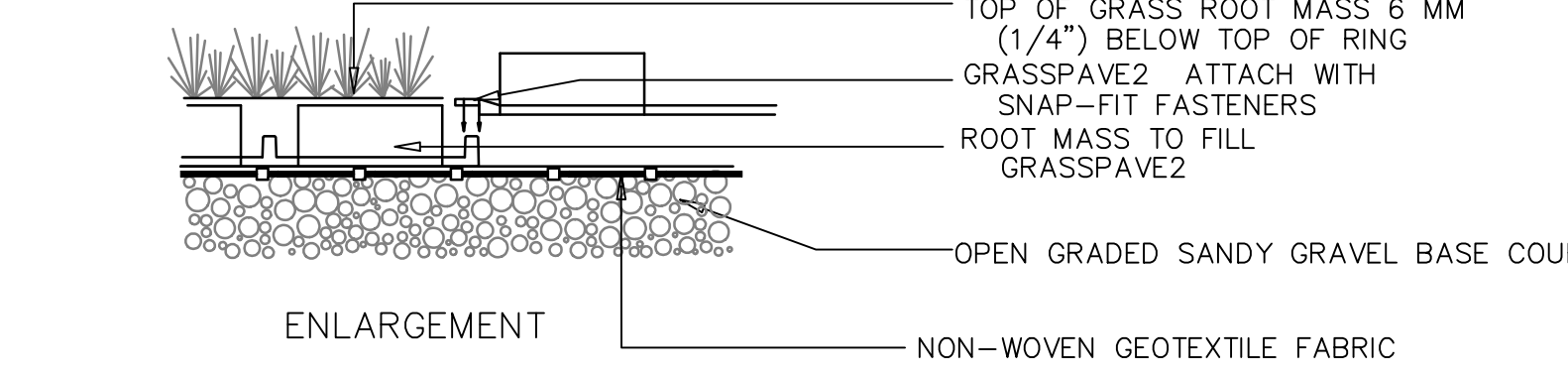
TRENCH SECTION



SPECIFICATIONS
UNIT SIZE - 50 CM X 50 CM X 2.5 CM (20" X 20" X 1")
AVAILABLE IN 9 STANDARD ROLL SIZES
UNIT WEIGHT - 510 GRAMS (18 OZ.) OR 2.0 KG (4.5 POUNDS)
STRENGTH - 402 KG/CM (5720 PSI)
COLOR - BLACK (STANDARD)
RESIN - HDPE (WITH SOME POST-CONSUMER RECYCLED CONTENT)

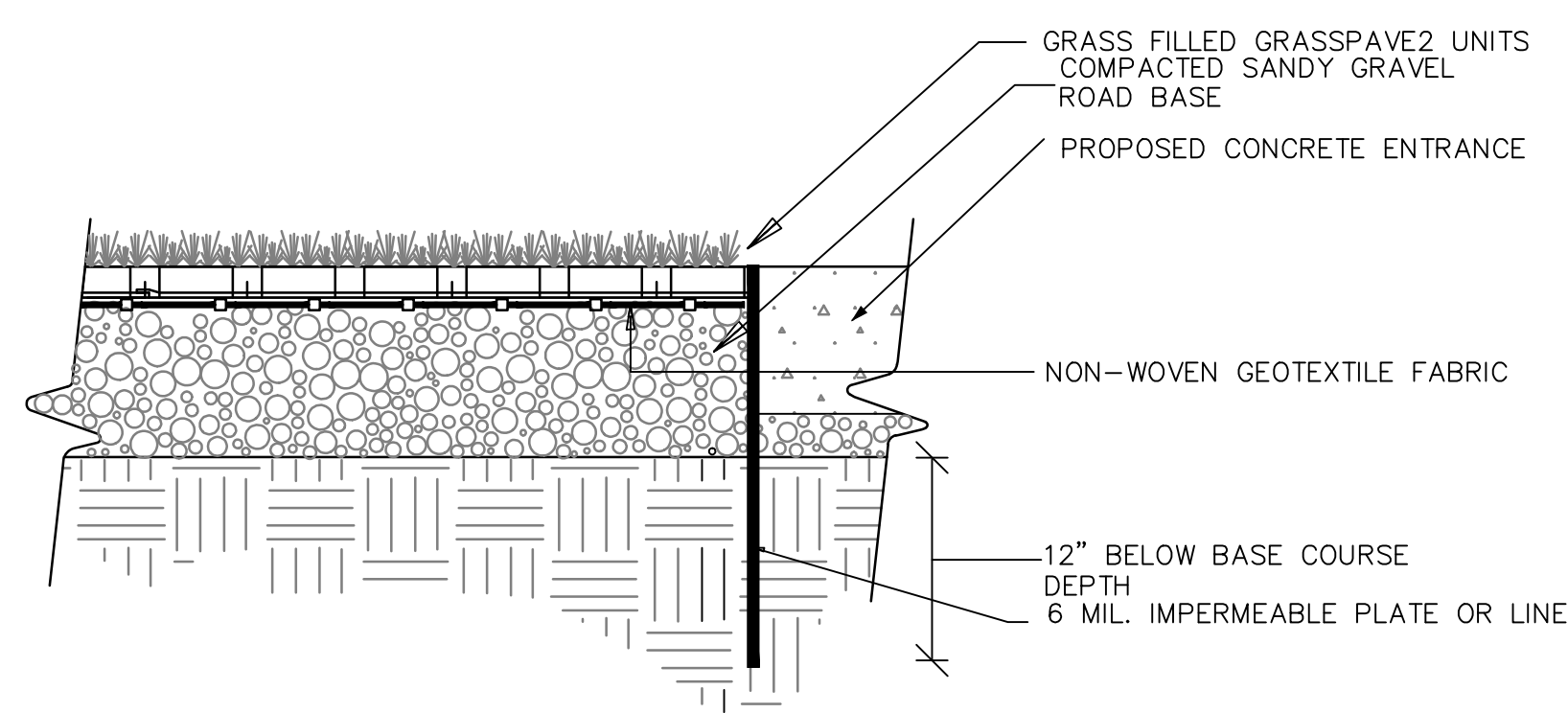


SECTION

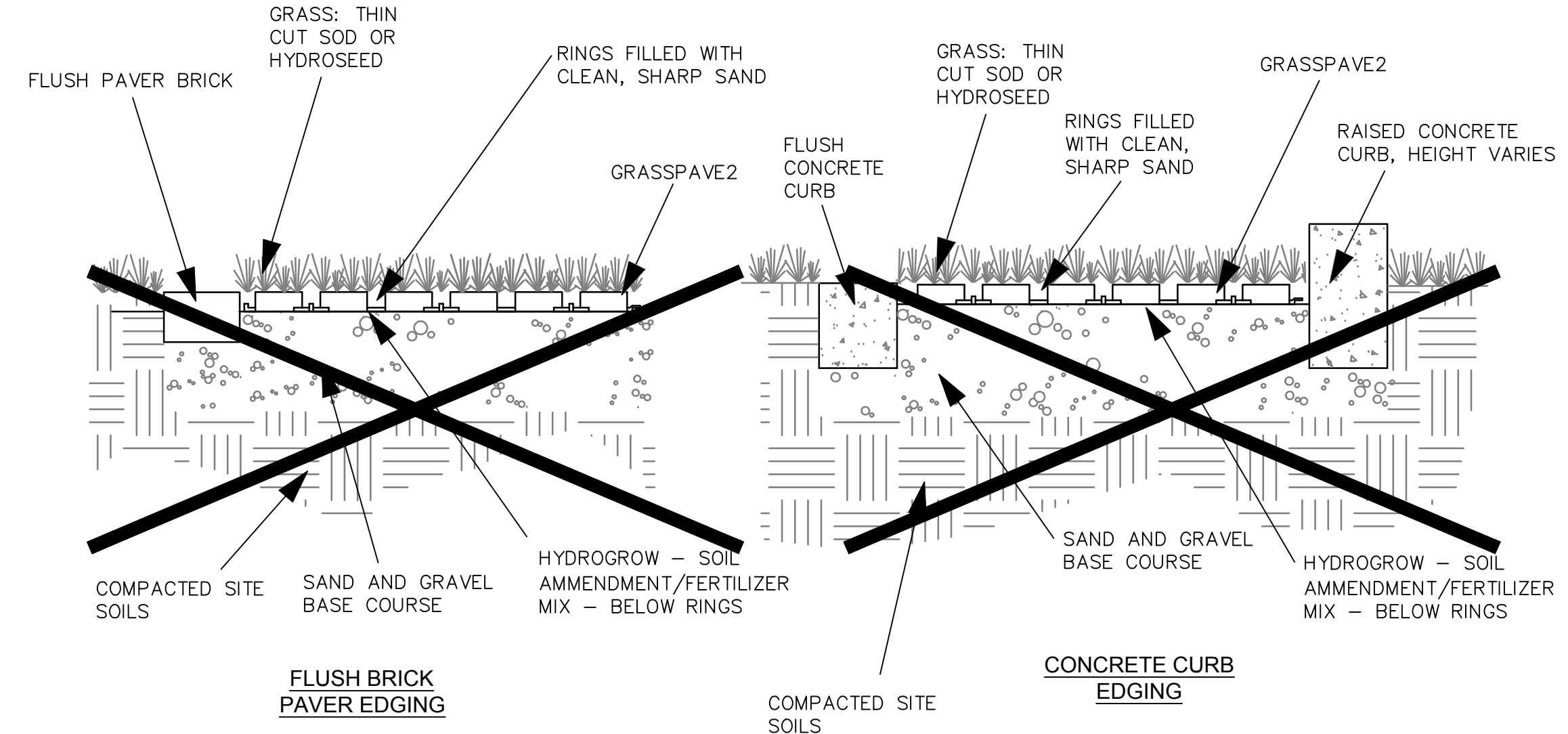


ENLARGEMENT

TYPICAL GRASS PAVERS

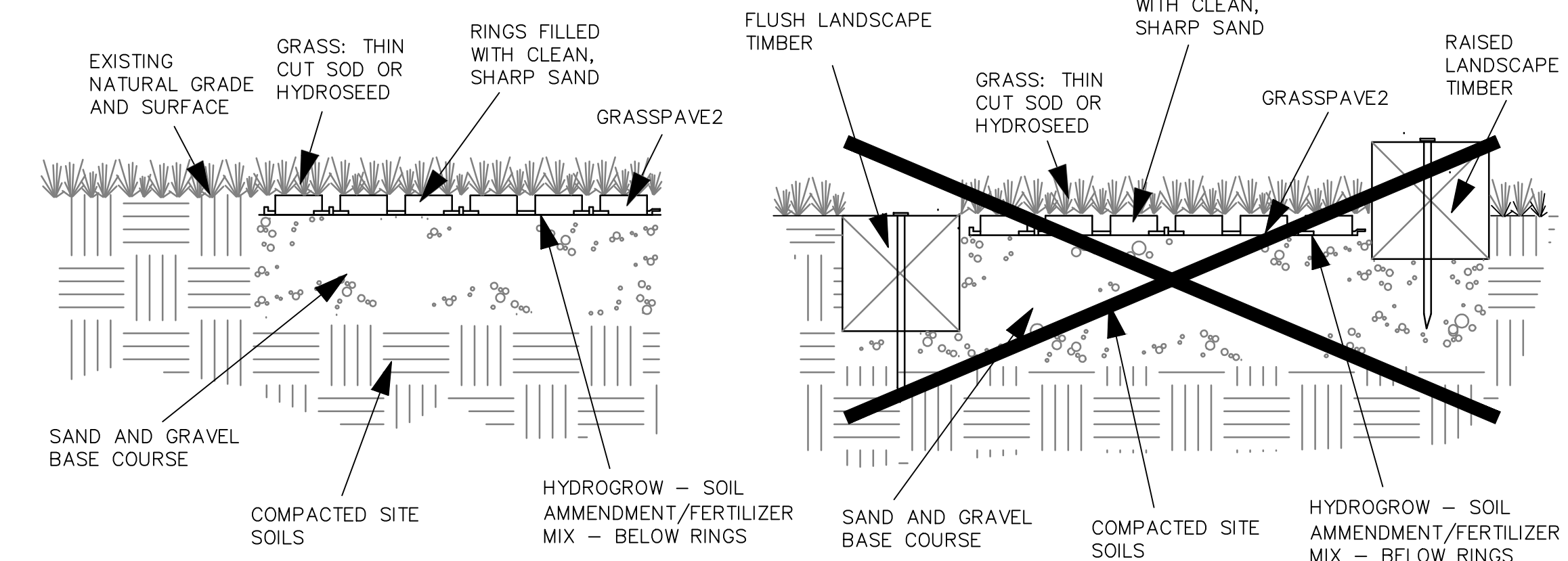


TYPICAL GRASS PAVERS TO CONCRETE TRANSITION



FLUSH BRICK PAVER EDGING

CONCRETE CURB EDGING



FLUSH NATURAL (EXISTING) EDGING

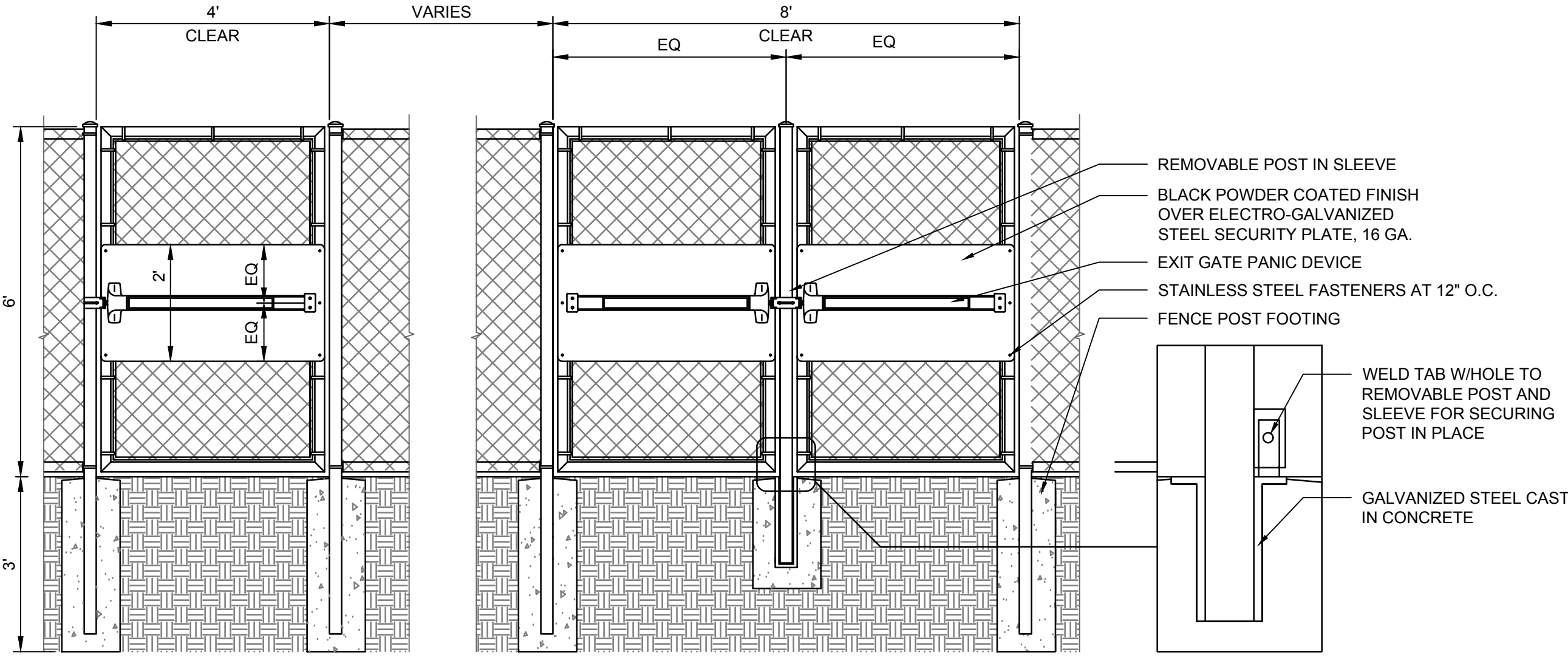
LANDSCAPE TIMBER EDGING

COBBLESTONE EDGING


METAL OR PLASTIC EDGING

GRASS PAVERS EDGING OPTIONS

PROJECT SPECIFIC GRASS PAVERS
SCALE: N.T.S.



PROJECT SPECIFIC GATE DETAIL
SCALE: N.T.S.



CIVIC PARK IMPROVEMENTS

O'Fallon Parks and Rec
Civic Park, O'Fallon,
Missouri

MARK	DATE	DESCRIPTION

SFS PROJECT NO: 1682
ISSUED FOR: CONSTRUCTION DOCUMENTS
ISSUE DATE: 07/27/2017
© 2017 SFS ARCHITECTURE

CIVIL SITE DETAILS
C4-04