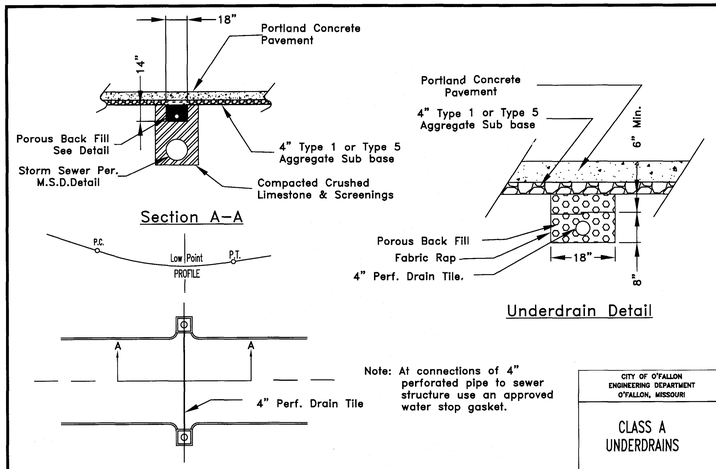

Note: At connections of 4" perforated pipe to sewer structure use an approved water stop gasket.

CITY OF O'FALLON
ENGINEERING DEPARTMENT
O'FALLON, MISSOURI

CLASS A UNDERDRAINS

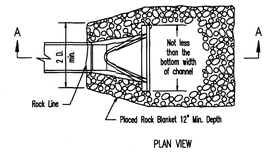

* The discharge point of all flared end sections hall be protected by rip rap or other approved means.

** Rip rap shown at flared end sections will be evaluated in the field by the Engineer, Contractor, and City Inspectors after installation for effectiveness and field modified, if necessary to reduce erosion on and off site.

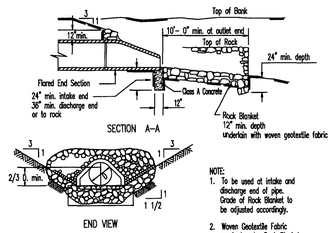

MSD Type 5 Rock Blanket (% By Weight Passing)		
Sieve	Maximum	Minimum
12 inch	90	70
6 inch	30	10
1/2 inch	5	0

NOTE:
1. To be used at intake and discharge end of pipe. Grade of Rock Blanket to be adjusted accordingly.
2. Woven Geotextile Fabric required under Rock Blanket.

CITY OF O'FALLON
ENGINEERING DEPARTMENT
O'FALLON, MISSOURI

SEWER CONSTRUCTION DETAILS
FLARED END SECTION (INLET/OUTLET PROTECTION)

* The City of O'Fallon must be provided with a symbol/medallion for review and approval prior to installation. Contact the City if any information is needed.

Size	Style	Adhesive	Message (Part #)
3 7/8" TO 4"	Crystal Cap or Standard Style	Epoxy	No Dumping Drains to Waterway

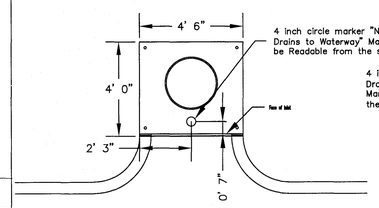

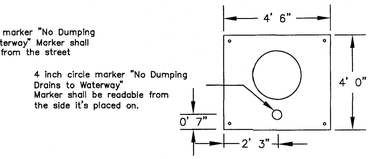

CITY OF O'FALLON
ENGINEERING DEPARTMENT
O'FALLON, MISSOURI

STORM DRAIN MARKER LOCATION

ISSUE REMARKS/DATE
1 3-21-17 INITIAL SUBMITTAL
2 6-6-17 REVISED PER CITY COMMENTS
3 7-20-17 REVISED PER CITY COMMENTS
4 8-7-17 APPROVAL

PROJECT TITLE
COBBLESTONE CROSSING
O'FALLON, MISSOURI

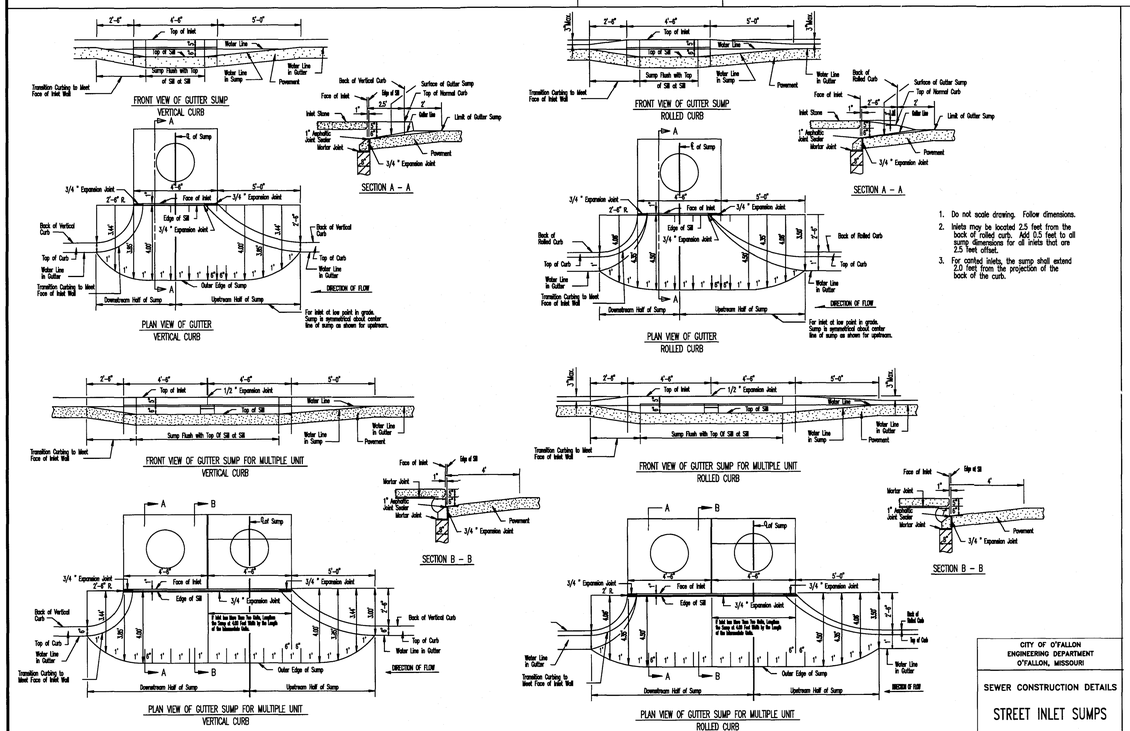

1. Do not scale drawing. Follow dimensions.
2. Inlets may be located 2.5 feet from the back of rolled curb. Add 0.5 feet to all sump dimensions for all inlets that are 2.5 feet offset.
3. For combed inlets, the sump shall extend 2.0 feet from the projection of the back of the curb.

CITY OF O'FALLON
ENGINEERING DEPARTMENT
O'FALLON, MISSOURI

SEWER CONSTRUCTION DETAILS
STREET INLET SUMPS

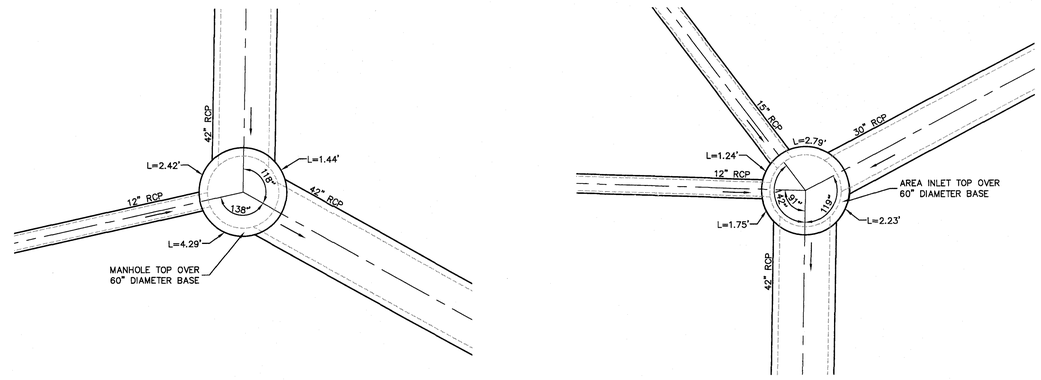

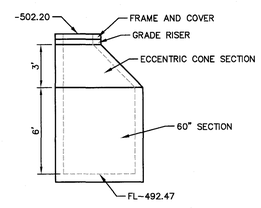

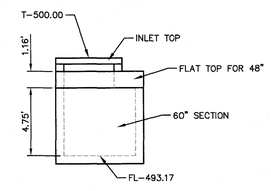

NOTE:
MH 99 AND AI 100 ARE TO BE PRE-CAST STRUCTURES.

PRECAST MANHOLE 99 PIPE LAYOUT DETAIL

SCALE: 1" = 5'

PRECAST AREA INLET 100 PIPE LAYOUT DETAIL

SCALE: 1" = 5'

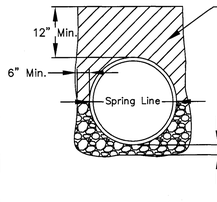

Carefully placed compacted selected earth bedding will be used except if under pavement, or through rock cut areas. If under pavement, or through rock cut areas compacted crushed limestone and screenings is required to the base of pavement or to within 12" of finished surface. Water jetting is allowed under non paved areas.

CITY OF O'FALLON
ENGINEERING DEPARTMENT
O'FALLON, MISSOURI

TRANCH DETAIL

THE STERLING CO.
ENGINEERS & SURVEYORS
5055 New Baumgartner Road
St. Louis, Missouri 63129
Ph 314-487-0440 Fax 314-487-8944
www.sterling-eng-sur.com
Corporate Certificate of Authority #001348

The professional engineer's seal and signature affixed to the project applies only to the material and items shown on this sheet. All drawing, instruments of other documents not satisfying this seal and signature shall not be considered prepared by this engineer. Any modifications or deletions made to these documents without the knowledge and consent of the undersigned engineer are prohibited by law and shall relieve the undersigned engineer of responsibility for all resulting changes to documents not satisfying his seal and signature.

Date: 8/7/2017
Michael G. Boerding
License No. MO E-28643
Civil Engineer

McBRIDE HYLAND GREEN, LLC
16091 SWINGLEY RIDGE ROAD, SUITE 300
CHESTERFIELD, MISSOURI 63017
Ph. 636-537-2000
Fax 636-537-2546
www.mcbridehomes.com

STORM SEWER DETAILS

P+Z No. 29-16.01
City No.
Date: Aug. 7, 2017
Job No. 16-08-239

Page No.
DTL-3
IMP

* All other Storm Sewer Details will be by M.S.D. 2009 Standards and Specifications.

** ALL INLETS SHALL HAVE A 5/8" TRASH BAR CENTERED WITHIN THE OPENING(S).

"FINAL PLAN" Approval Date: January 26, 2017

Drawing name: V:\16\08239 Dumas Park\Drawings\Engineering\Improvements\8239 Imp - DETAILS.dwg Plotted on: Aug 07, 2017 - 3:29pm Plotted by: lmilner