DAIRY QUEEN
Off-Site Sanitary & Storm Sewers
4/9/96 95-1387

DUCKETT CREEK SANITARY DISTRICT CONSTRUCTION NOTES

1. Underground utilities have plotted from available information and therefore location shall be considered approximate only. The verification of the location of all underground utilities, either shown or not shown on these plans, shall be the responsibility of the contractor and shall be located prior to any grading or construction of improvements.
2. Gas, water and other underground utilities shall not conflict with the depth or horizontal location of existing or proposed sanitary and storm sewers, including house laterals.
3. All existing site improvements disturbed, damaged or destroyed shall be repaired or replaced to closely match preconstruction conditions.
4. All fill including places under proposed storm and sanitary sewer lines and paved including trench backfills within and off the road right-of-way shall be compacted to 90 percent of maximum density as determined by the "Modified ASSHTO T-180 Compaction Test (ASTM D1557)". All tests shall be verified by a Soils Engineer concurrent with grading and backfilling operations. The compacted fill shall be free of rutting and shall be non-yielding and non-pumping during proofrolling and compaction.
5. The contractor shall prevent all storm, surface water, mud and construction debris from entering the existing sanitary sewer system.
6. All sanitary sewer flowlines and tops built without elevations furnished by the engineer will be the responsibility of the sewer contractor.
7. Easements shall be provided for all sanitary sewers, storm sewers and all utilities on the record plat.
8. All construction and materials shall conform to the current construction standards of the Duckett Creek Sanitary District.
9. The Duckett Creek Sanitary District shall be notified at least 48 hours prior to construction for coordination and inspection.
10. All sanitary sewer building connections have been designed so that the minimum vertical distance from the low point of the basement to the flowline of a sanitary sewer, at the corresponding building connection is not less than the diameter of the pipe plus the vertical distance of 2-1/2 feet.
11. All exterior sanitary sewer manholes shall be waterproofed on the exterior in accordance Missouri Dept. of Natural Resources specification 10 CSR-6.120(7)(E).
12. All PVC sanitary sewer pipe is to be SDR-35 or equal with "clean" 1/2 inch to 1 inch granular stone bedding uniformly graded. This bedding shall extend from 4 inches below the pipe to springline of pipe. Immediate backfill over pipe shall consist of same size "clean" or "minus" stone from springline of pipe to 6 inches above the top of pipe.
13. All sanitary and storm sewer trench backfills shall be water jetted. Granular backfill will be used under pavement areas.
14. All pipes shall have positive drainage through manholes. No flat base structures are allowed.
15. All creek crossings shall be grouted rip-rap as directed by District inspectors.(All grout shall be high slump ready-mix concrete).
16. Brick shall not be used on sanitary sewer manholes.

PLAN		BY	DATE
NOTE BOOK NO.	SURVEYED. PLOTTED. DRAWN. CHECKED. R/W MONUMENT CHECKED. RT OF WAY CHECKED.		

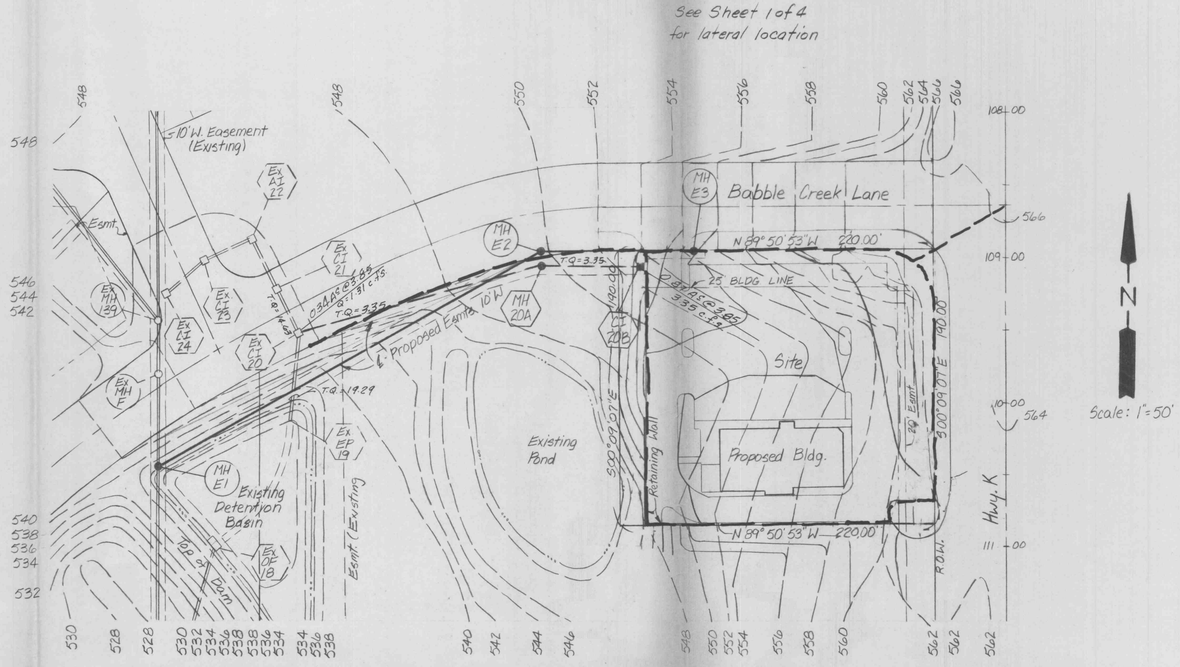

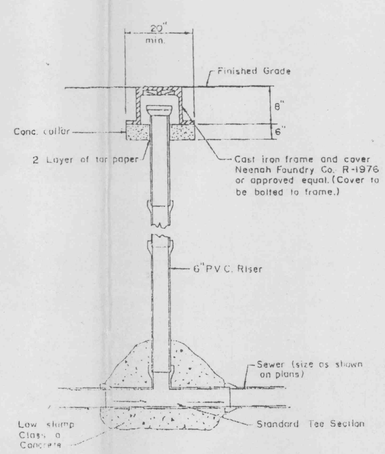

SAMPLING TEE DETAIL

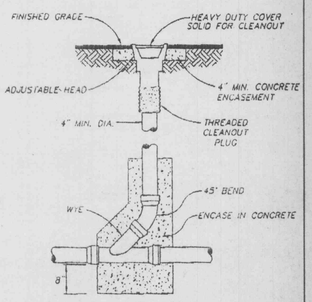

CLEANOUT DETAIL
N.T.S.

PROFILE		BY	DATE
NOTE BOOK NO.	SURVEYED. PLOTTED. DRAWN. CHECKED. B. M. NOTED. STRUCTURE NOTATNS CH'KD.		

Scale: Horizontal: 1"=50'
Vertical: 1"=10'
unless noted

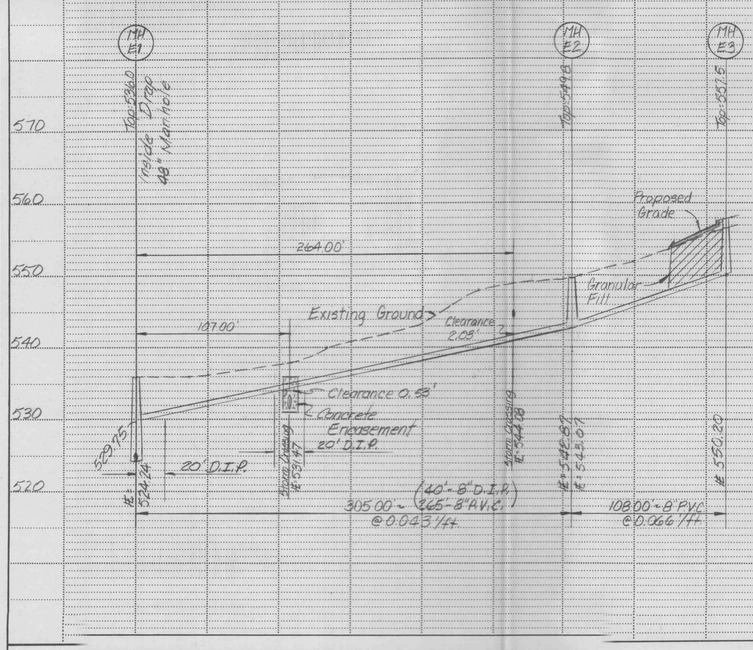

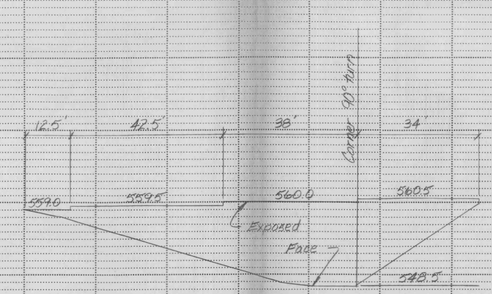

Retaining Wall @ Southwest Corner of Property
Concrete Block (Keystone, Versa-Lok or equal)
Structural Calculations to be provided by contractor

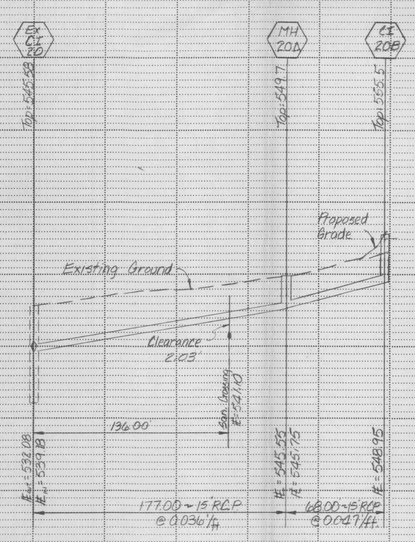

2/4