

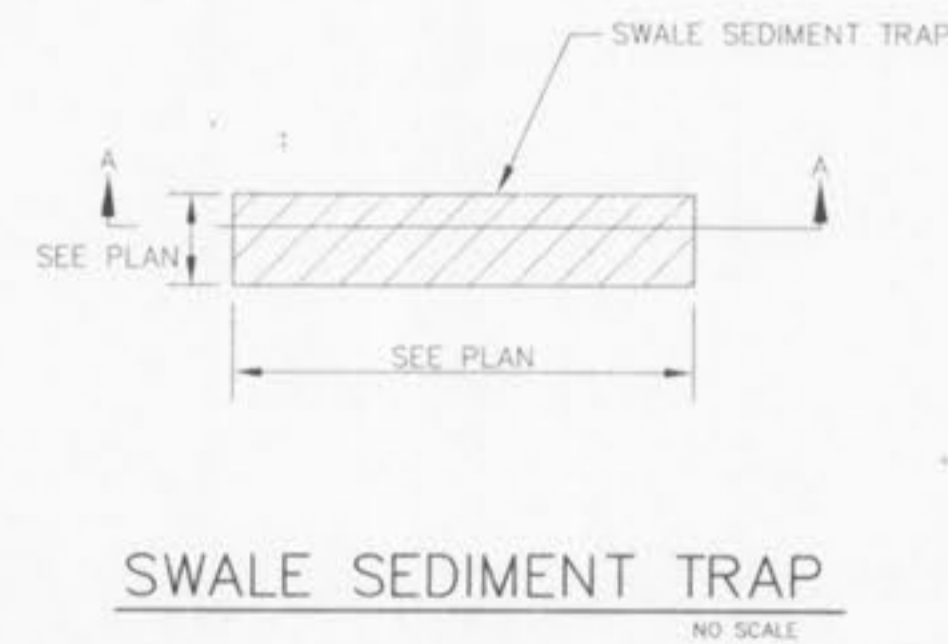
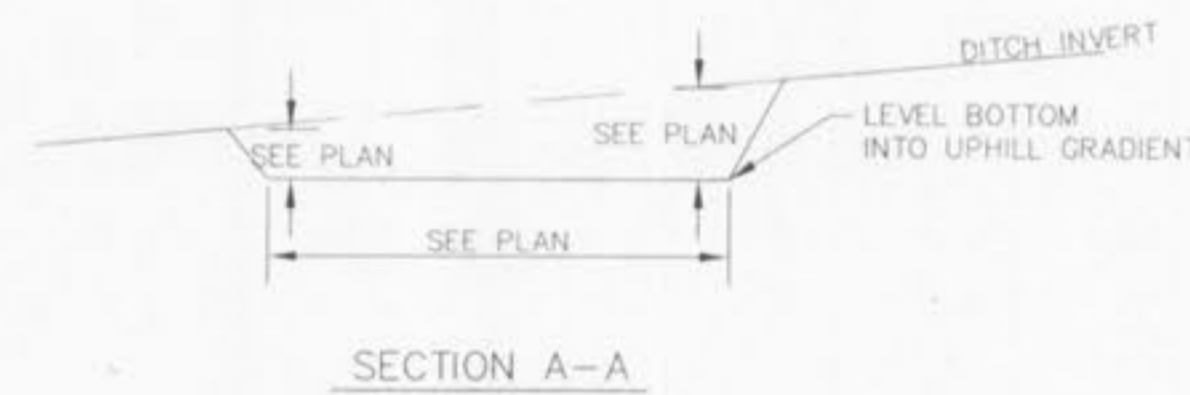
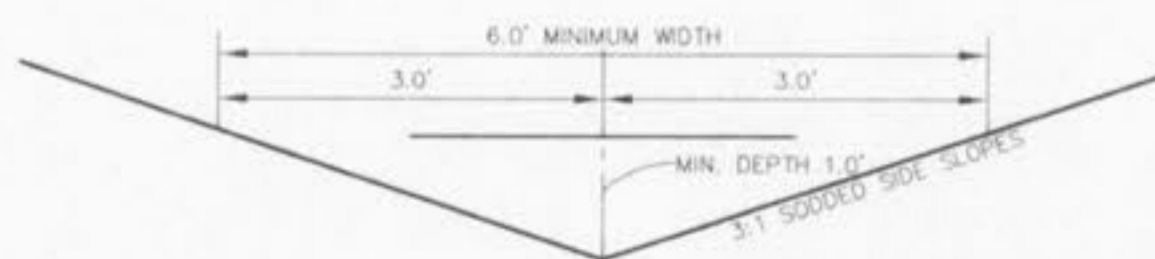
1. FILTER BARRIERS SHALL BE INSPECTED IMMEDIATELY AFTER EACH RAINFALL AND AT LEAST DAILY DURING PROLONGED RAINFALL. ANY REQUIRED REPAIRS SHALL BE MADE IMMEDIATELY.
2. SHOULD THE FABRIC DECOMPOSE OR BECOME INEFFECTIVE PRIOR TO THE END OF THE EXPECTED USABLE LIFE AND THE BARRIER STILL BE NECESSARY, THE FABRIC SHALL BE REPLACED PROMPTLY.
3. SEDIMENT DEPOSITS SHOULD BE REMOVED AFTER EACH STORM EVENT. THEY MUST BE REMOVED WHEN DEPOSITS REACH APPROXIMATELY HALF THE HEIGHT OF THE BARRIER.
4. ANY SEDIMENT DEPOSITS REMAINING IN PLACE AFTER THE SILT FENCE OR FILTER BARRIER IS NO LONGER REQUIRED SHALL BE DRESSED TO CONFORM WITH THE EXISTING GRADE, PREPARED AND SEDDED.

TYPICAL YARD SWALE

Maximum Discharge (Q) = 4.00 cfs
 Maximum Velocity (V) = 4.00 ft/sec
 N = 0.030 (grass)

Maximum side slopes = 3 (horizontal) : 1 (vertical)

Longitudinal Slope (%)	Discharge (cfs)	Velocity (ft/sec)	Depth (ft)
0.5	4.00	1.89	0.84
1.0	4.00	2.46	0.74
2.0	4.00	3.12	0.65
3.0	4.00	3.71	0.60
4.0	3.51	4.00	0.54
5.0	2.51	4.00	0.46
6.0	1.91	4.00	0.40
7.0	1.52	4.00	0.36
8.0	1.24	4.00	0.32
9.0	1.04	4.00	0.29
10.0	0.89	4.00	0.24



CONSTRUCTION SPECIFICATIONS

1. Sediment shall be removed and trap restored to its original dimensions when the sediment has accumulated to 1/2 the design depth of the trap. Removed sediment shall be deposited in a suitable area and in such a manner that it will not erode.
2. The structure shall be inspected after each rain and repairs made as needed.
3. Construction operations shall be carried out in such a manner that erosion and water pollution shall be minimized.
4. The sediment trap shall be removed and area stabilized when the contributory drainage area has been properly stabilized.
5. The swale sediment trap will be properly backfilled and the swale or ditch reconstructed.