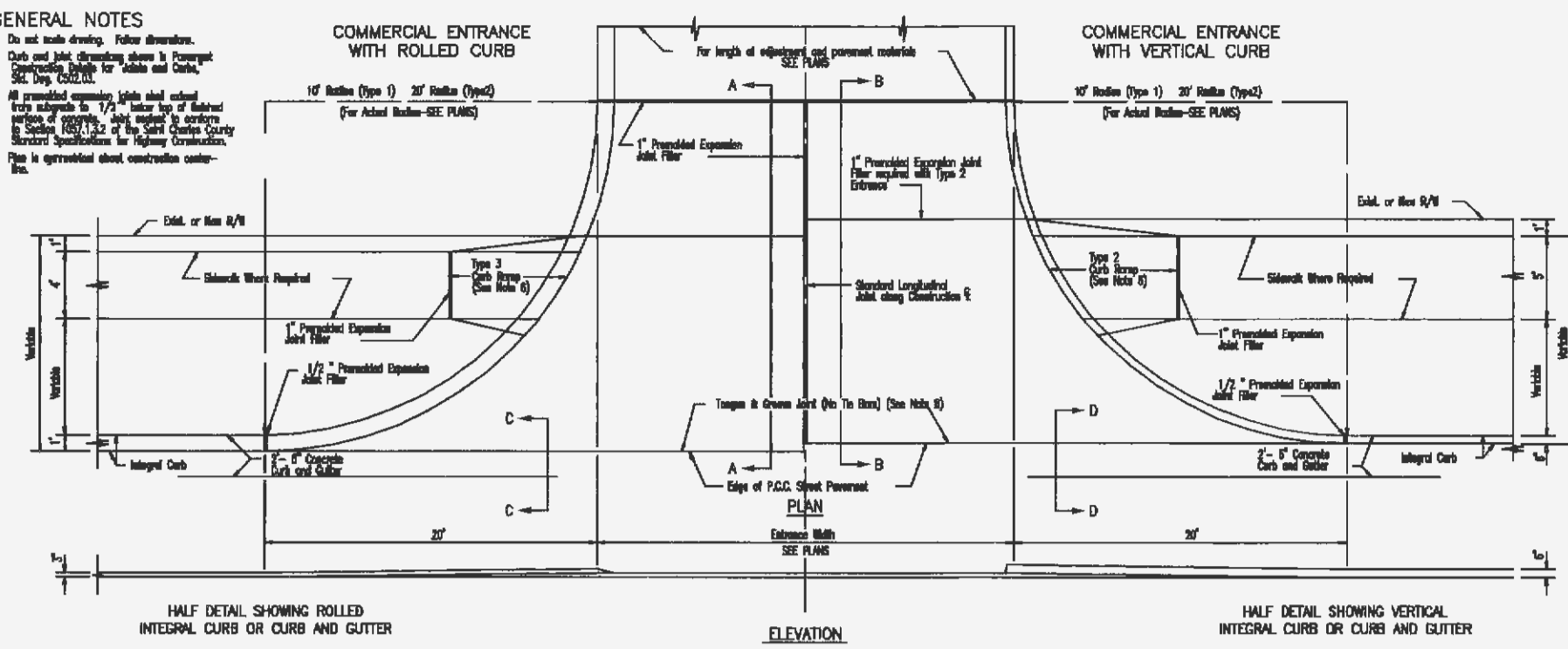
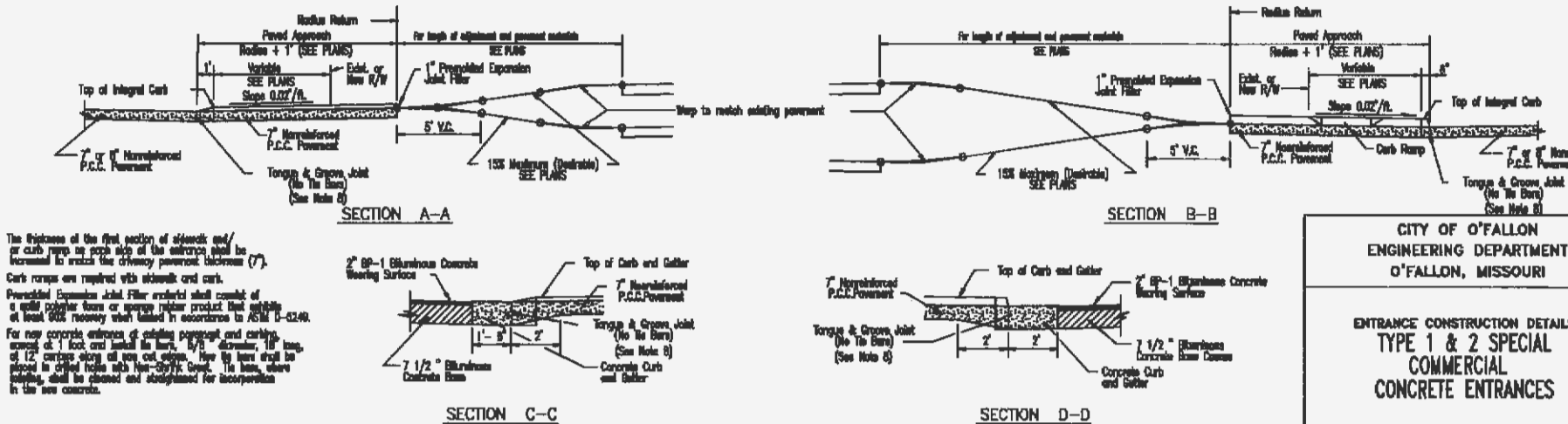


(USE ABOVE PAVEMENT SECTION OR MATCH EXISTING, WHICHEVER IS GREATER)
 (USE CITY OF FALLON DETAILS FOR SIDEWALK, CURB & GUTTER, AND JOINTS)
McDONALD LANE PAVEMENT SECTION DETAIL
 N.T.S.

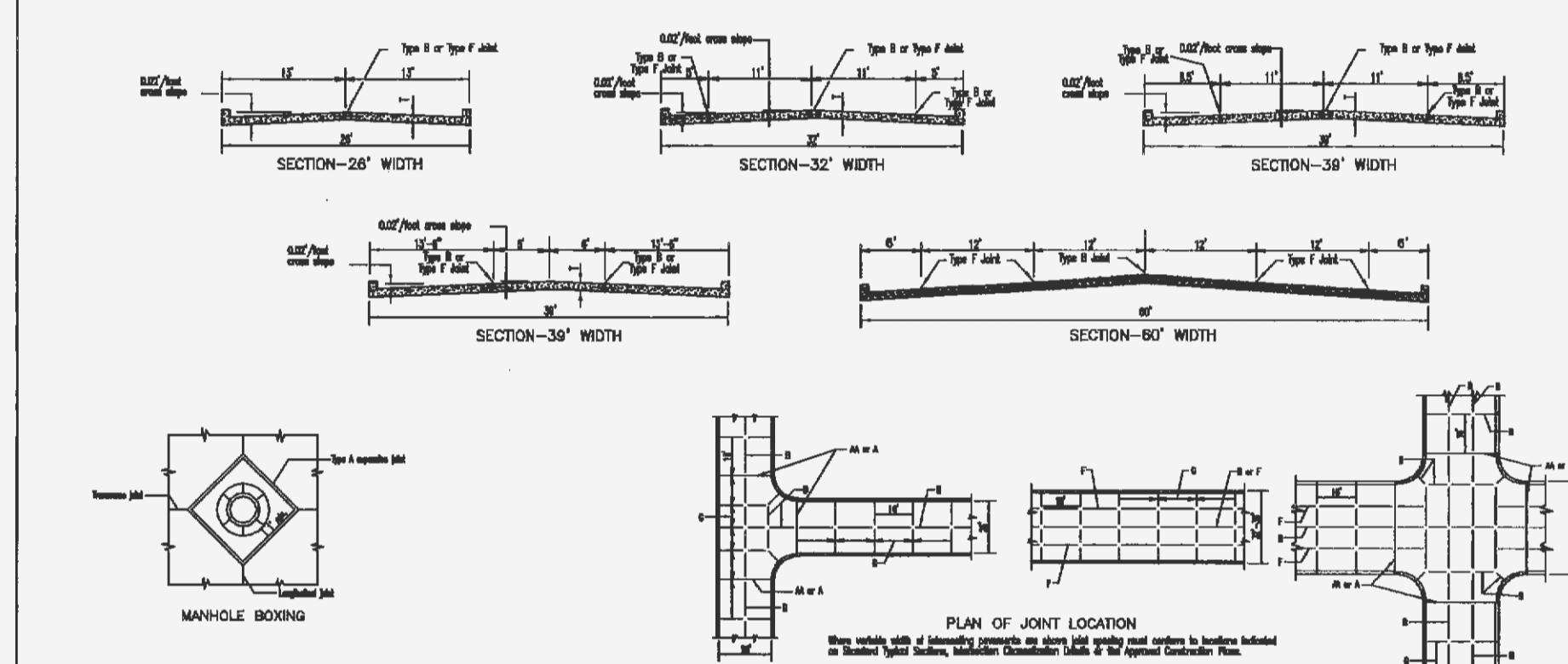
GENERAL NOTES
 1. Do not scale drawings. Refer dimensions.
 2. All work shall conform to Missouri Department of Transportation (MoDOT) Standard Specifications for Road and Bridge Construction, 2010 Edition.
 3. All work shall conform to Missouri Department of Transportation (MoDOT) Standard Specifications for Road and Bridge Construction, 2010 Edition.
 4. All work shall conform to Missouri Department of Transportation (MoDOT) Standard Specifications for Road and Bridge Construction, 2010 Edition.



GENERAL NOTES
 1. Do not scale drawings. Refer dimensions.
 2. All work shall conform to Missouri Department of Transportation (MoDOT) Standard Specifications for Road and Bridge Construction, 2010 Edition.
 3. All work shall conform to Missouri Department of Transportation (MoDOT) Standard Specifications for Road and Bridge Construction, 2010 Edition.
 4. All work shall conform to Missouri Department of Transportation (MoDOT) Standard Specifications for Road and Bridge Construction, 2010 Edition.



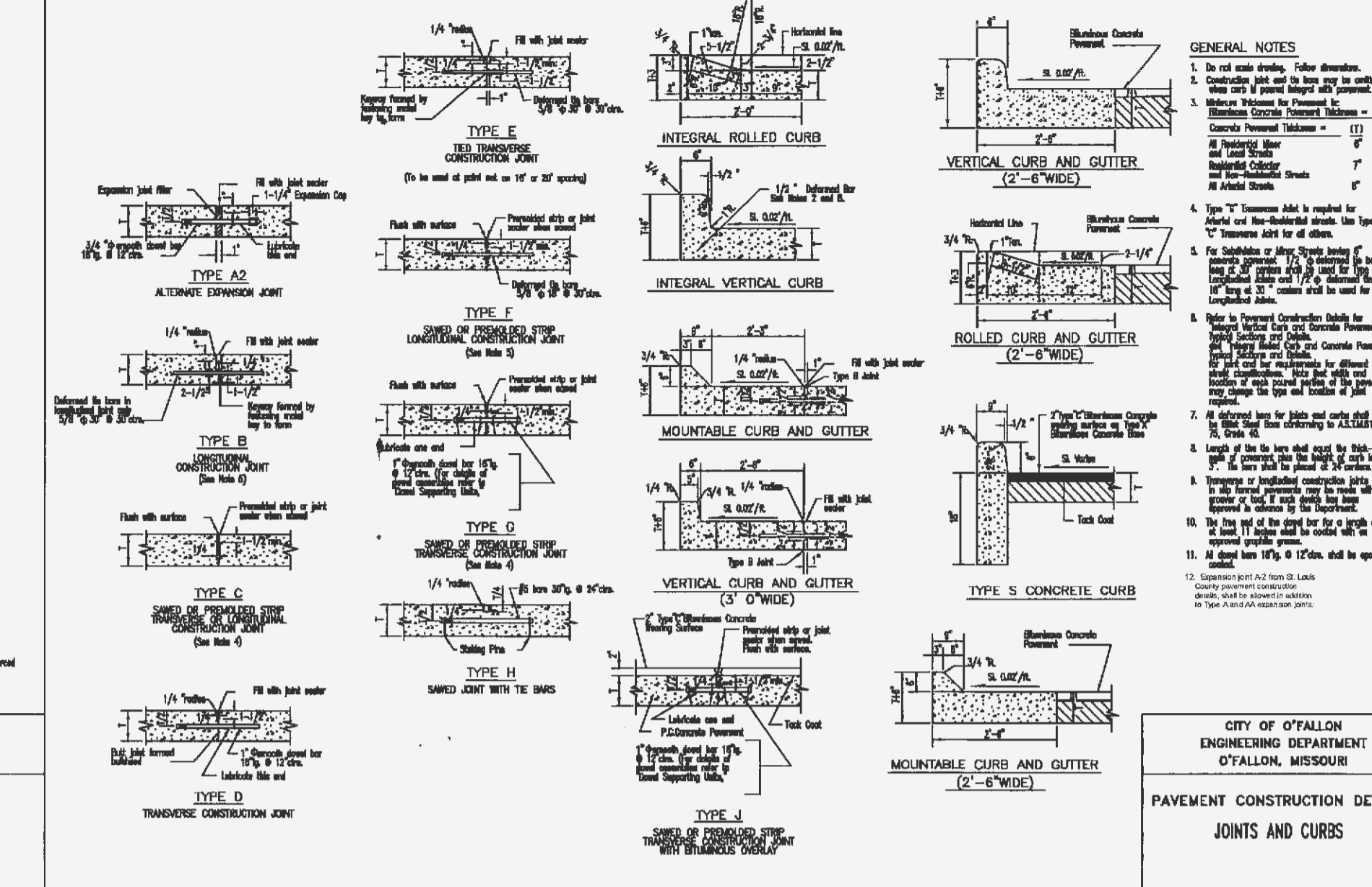
INTEGRAL VERTICAL CURB AND CONCRETE JOINT DETAILS



GENERAL NOTES
 1. Do not scale drawings. Refer dimensions.
 2. All work shall conform to Missouri Department of Transportation (MoDOT) Standard Specifications for Road and Bridge Construction, 2010 Edition.
 3. All work shall conform to Missouri Department of Transportation (MoDOT) Standard Specifications for Road and Bridge Construction, 2010 Edition.
 4. All work shall conform to Missouri Department of Transportation (MoDOT) Standard Specifications for Road and Bridge Construction, 2010 Edition.

SHEET	JOINT TYPE	JOINT REINFORCEMENT FOR CONCRETE TREATMENT	JOINT AND END REINFORCEMENTS
All Integral, Non-Subsided	Transverse	TYPE C	TYPE C
2'-0" to 3'-0" wide pavement	Longitudinal	TYPE A	TYPE A
3'-0" to 4'-0" wide pavement	Expansion	TYPE A or Type A Modified	TYPE A or Type A Modified

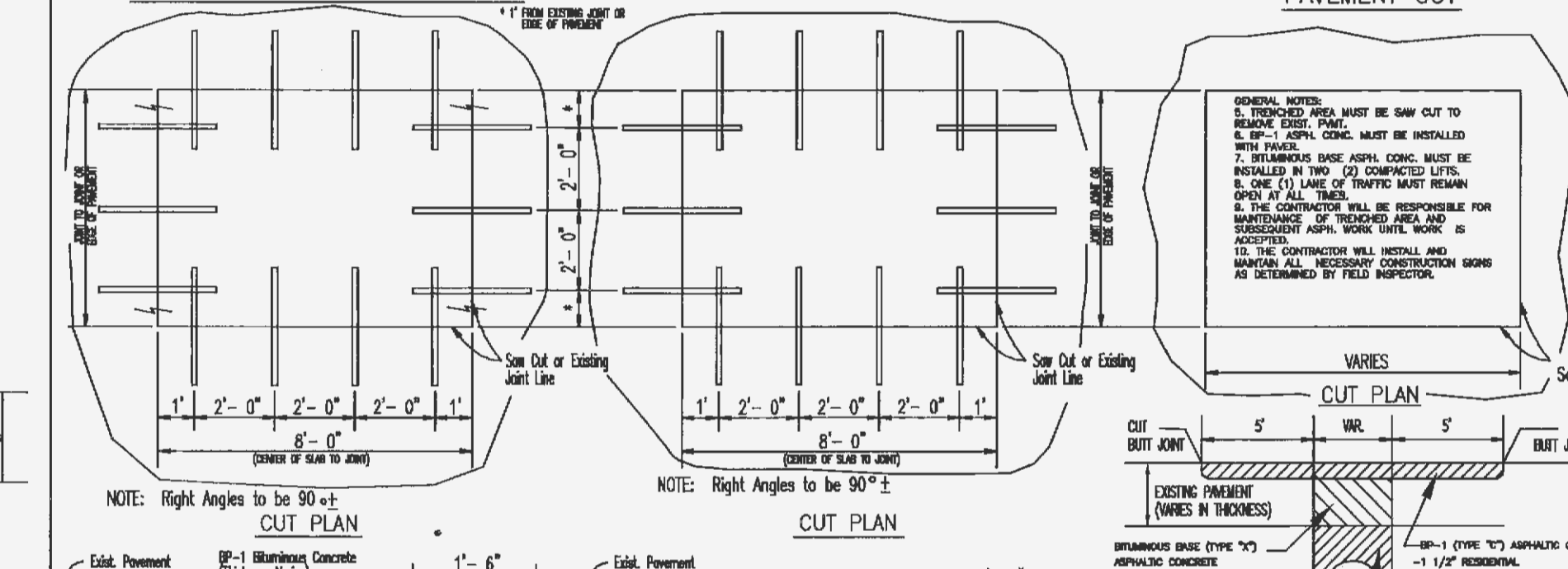
CITY OF FALLON ENGINEERING DEPARTMENT
 O'FALLON, MISSOURI
 PAVEMENT CONSTRUCTION DETAILS
 INTEGRAL VERTICAL CURB AND CONCRETE JOINTS
 TYPICAL SECTIONS AND DETAILS



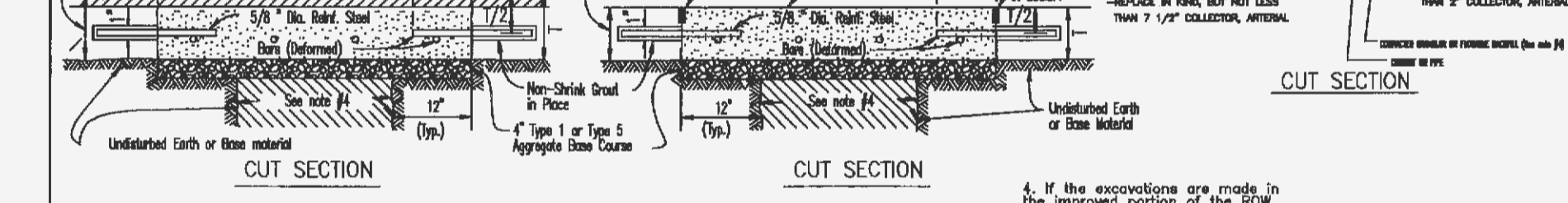
PAVEMENT CONSTRUCTION DETAILS

CITY OF FALLON ENGINEERING DEPARTMENT
 O'FALLON, MISSOURI

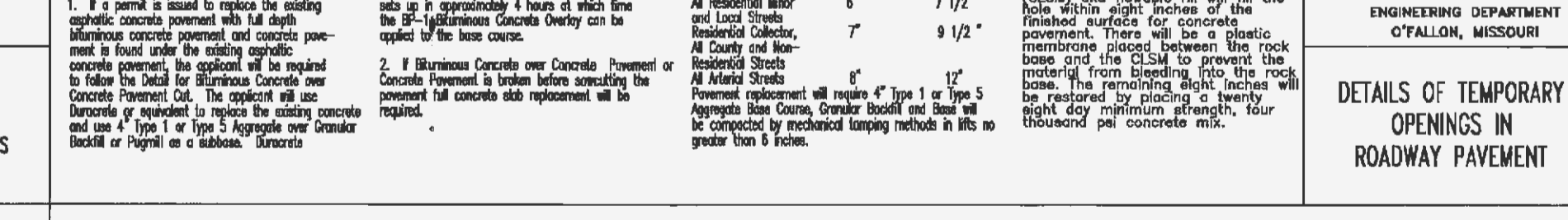
BITUMINOUS CONCRETE OVER CONCRETE PAVEMENT CUT



CONCRETE PAVEMENT CUT



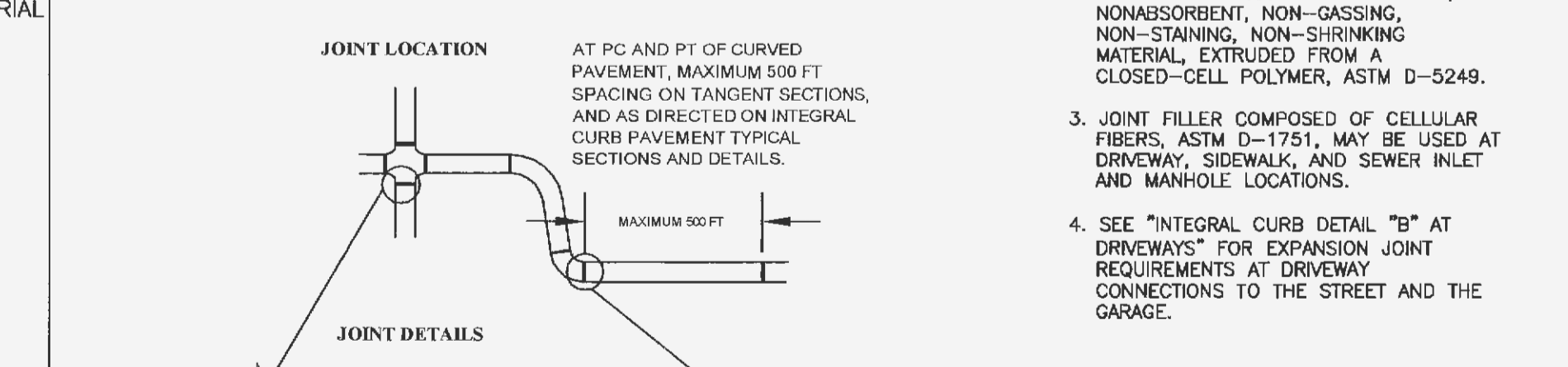
BITUMINOUS CONCRETE PAVEMENT CUT



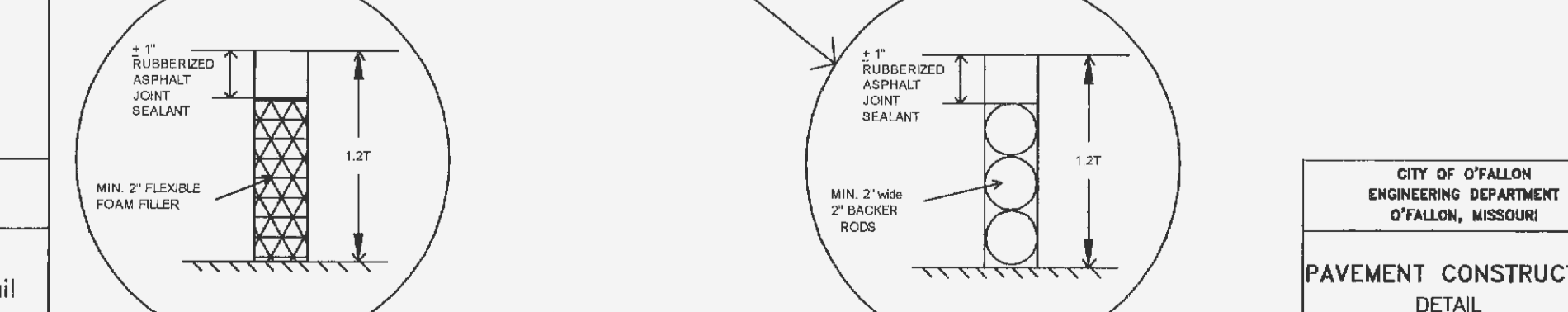
DETAILS OF TEMPORARY OPENINGS IN ROADWAY PAVEMENT

CITY OF FALLON ENGINEERING DEPARTMENT
 O'FALLON, MISSOURI

TYPE A (MODIFIED) CONSTRUCTION JOINT



Integral Curb Detail "B" at Driveway



CITY OF FALLON ENGINEERING DEPARTMENT
 O'FALLON, MISSOURI
 PAVEMENT CONSTRUCTION DETAILS


Call Before you DIG
 Dial 811 or TOLL FREE
 1-800-344-7483
 mo1call.com
 MISSOURI ONE-CALL SYSTEM INC.

Underground facilities, structures & utilities have been plotted from available surveys, records & information, and therefore, do not necessarily reflect the actual existence, nonexistence, size, type, number of, or location of these facilities, structures, & utilities.
 The Contractor shall be responsible for verifying the actual location of all underground facilities, structures, & utilities, either shown or not shown on these plans. The underground facilities, structures, & utilities shall be located in the field prior to any grading, excavation or construction of improvements. These provisions shall in no way absolve any party from complying with the Underground Facility Safety and Damage Prevention Act, Chapter 315, RSMo.

The signed and sealed original of this drawing is on file at the offices of The Clayton Engineering Company, Inc. The signed and sealed original is the official document and shall take precedence over any digital version.

PROJECT TITLE:
**SITE CONSTRUCTION PLANS
 DIRT CHEAP OF FALLON
 #708 MO. STATE HIGHWAY K
 O'FALLON, MISSOURI 63366**

Copyright 2011, Clayton Engineering Co. All rights reserved.
 the clayton engineering company, inc.
 11820 Westline Industrial Drive
 St. Louis, MO 63146
 (314) 692-8888
 Fax: (314) 692-8888
 claytonmop.com
 Jack: 10122
 MC Cert. of Authority - Professional Engineering #000014 & Professional Surveying #030014



Plan Date: November 8, 2013
 Revision Date: April 28, 2014
 Revision Date: May 22, 2014
 Revision Date: August 1, 2014
 Revision Date: Sept. 4, 2014

Developer / Owner Information:
U-GAS PROPERTIES OF FALLON LLC
 895 Bolger Court
 Fenton, Missouri 63026
 (636) 343-9770 FAX: (636) 343-9768

P+Z No.: (23-13.02)
 Approval Date: 10/03/13
 City No.

Page No.
15 of 23