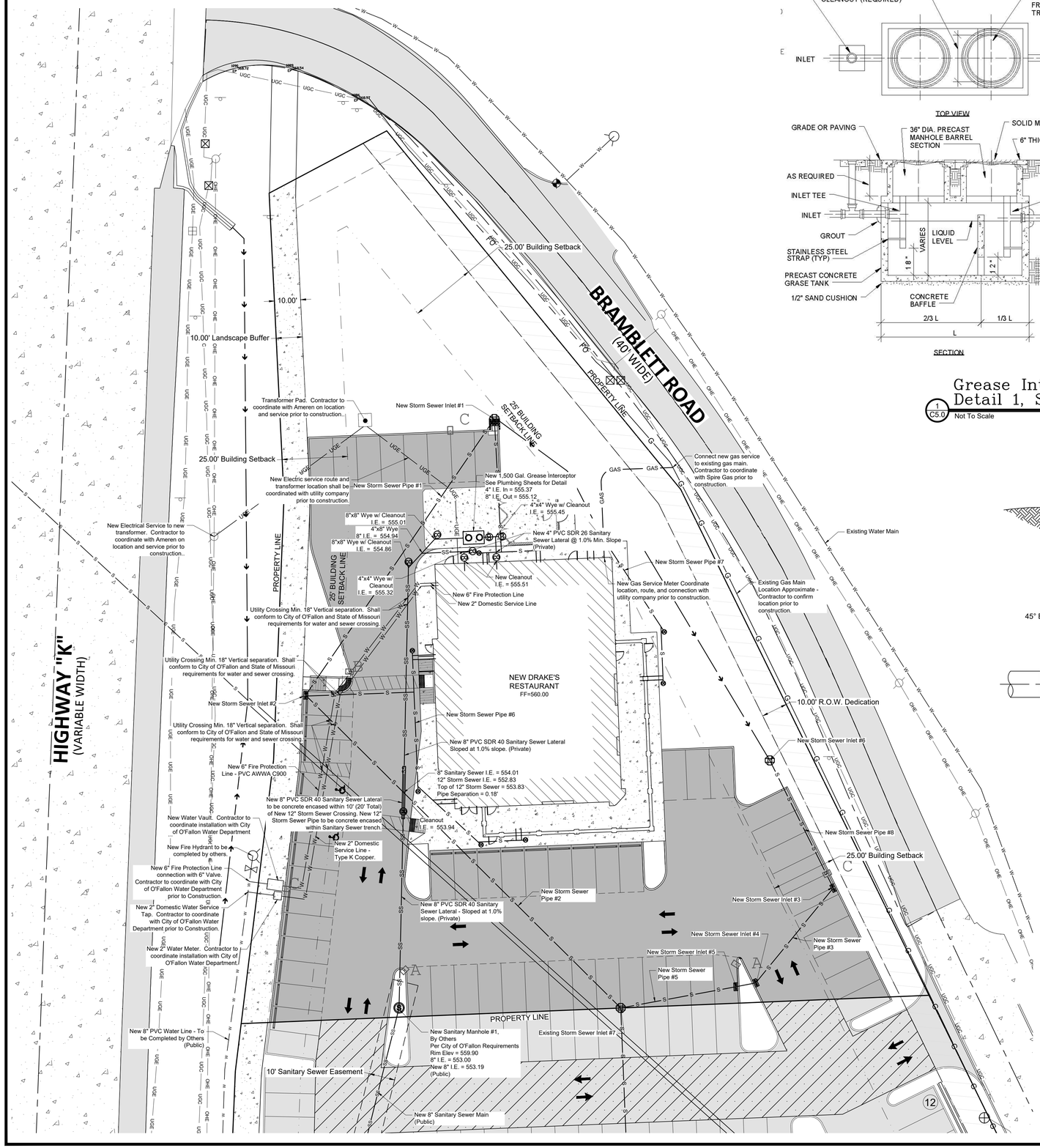

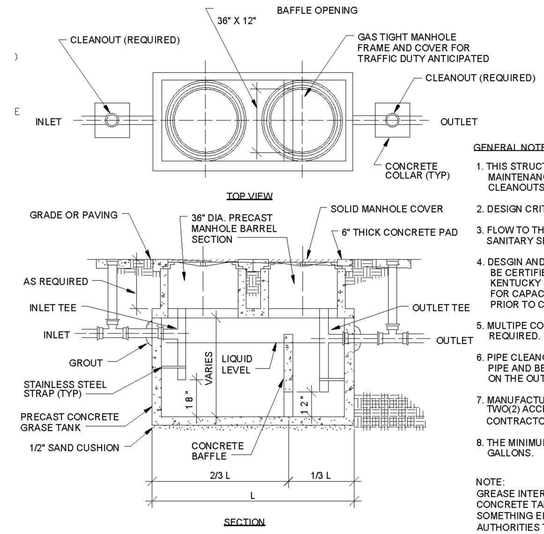

GENERAL NOTES:

1. THIS STRUCTURE IS TO BE ACCESSIBLE FOR MAINTENANCE OR INSPECTION WITH COVERS AND CLEANOUTS BROUGHT TO GRADE.
2. DESIGN CRITERIA SHALL BE HS-20 LOADING.
3. FLOW TO THE INTERCEPTOR SHALL EXCLUDE SANITARY SEWAGE AND SURFACE DRAINAGE.
4. DESGIN AND CAPACITY OF GREASE INTERCEPTOR TO BE CERTIFIED BY ENGINEER IN ACCORD WITH KENTUCKY STATE PLUMBING COFDE AND REVIEWED FOR CAPACTIY BY THE DIVISION OF ENGINEERING PRIOR TO CONSTRUCTION.
5. MULTIPE COMPARTMENT INTERCEPTORS ARE REQUIRED.
6. PIPE CLEANOUT TEE SHALL BE THE SAME SIZE AS THE PIPE AND BE WITHIN 6' OF THE GREASE INTERCEPTOR ON THE OUTLET LINE.
7. MANUFACTURER WILL PROVIDE GREASE TRAP WITH TWO(2) ACCESS POINTS AS SHOWN. PLUMBING CONTRACTOR TO INSTALL FIXTURES AS SHOWN.
8. THE MINIMUM CAPACITY OF INTERCEPTORS IS 1000 GALLONS.

NOTE:
GREASE INTERCEPTOR TO BE 1500 GALLON CONCRETE TANK ONLY. IF LOCAL CODE REQUIRES SOMETHING ELSE, PROVIDE DOCS FROM LOCAL AUTHORITIES TO CONSTRUCTION MANAGER.

Grease Interceptor Detail
1 / C5.0 Detail 1, Sheet P001
Not To Scale

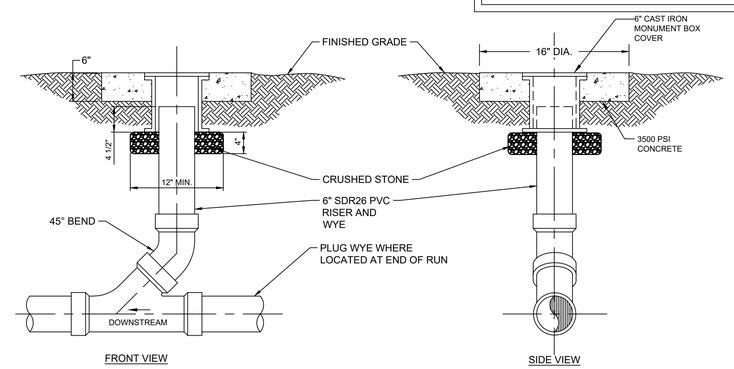

Cleanout Detail
2 / C5.0 Not To Scale

Contractor Notes

Contractor shall verify location, size, and elevation of existing water main prior to construction. Notify engineer of any discrepancies. All water connections shall be coordinated with proper utility company prior to construction. Construction shall conform to local plumbing code.

Contractor shall coordinate connection point, service size and transformer location with electrical service company prior to construction.

Contractor shall coordinate with gas service provider prior to construction. Exposures are to be made on gas main to verify location and depth prior to construction. Construction shall conform to local gas and plumbing code.

Contractor shall coordinate connection point and service size with appropriate service provider prior to construction for both telephone and cable tv service.

All existing utilities shown are approximate locations and shall be field verified before construction.

Rock backfill all sanitary sewers within 10 ft. of the edge of pavement and that lie within the 1:1 shear plane of the pavement.

Standard Notes

All proposed utilities and/or utility relocations shall be located underground.

Utility Contacts

Electric
Ameren Missouri
200 Callahan Road
Wentzville, MO. 63385
636-639-8312

Gas
Spire Gas
6400 Graham Road
St. Louis, MO. 63134
314-522-2297

Sanitary Sewers
City of O'Fallon
100 N. Main St.
O'Fallon, MO. 63366
Contact: 636-240-2000

Water
City of O'Fallon
100 N. Main St.
O'Fallon, MO. 63366
Contact: 636-240-2000

Storm Sewer
City of O'Fallon
100 N. Main St.
O'Fallon, MO. 63366
636-240-2000

Communications
CenturyLink
1151 Century Tel Dr.
Wentzville, MO. 63385
636-332-7261

Fire District
O'Fallon Fire Protection District
111 Laura K Dr.
O'Fallon, MO. 63366
636-272-3493

0' 20' 40' 60'

Missouri One Call System, Inc. is open 7 days a week, 24 hours a day to process locate requests or address questions regarding a locate request. The toll free number is 1-800-344-7483 or 811 (the National three digit call before you dig phone number).

Legend

These standard symbols may be found in the drawing.

- W — Water Line
- SS — Sanitary Sewer Main
- X — Fence
- 470 — Existing Contours
- UGT — Underground Telephone
- S — S — Storm Sewer
- 460 — Proposed Contours
- OHE — Overhead Utility Lines
- G — Gas Lines
- Swale
- Iron Pin
- Sanitary Sewer Manhole
- Parking Bumper
- Sign
- Bollard
- Water Meter
- Soil Boring Location
- Water Valve
- Sanitary Sewer Cleanout
- Utility Pole
- Gas Meter
- TBR — To Be Removed
- Storm Sewer Curb Inlet
- TC — Top of Curb
- Storm Sewer MH/Open Lid
- PV — Pavement
- Light Pole or Traffic Light
- ME — Match Existing
- Storm Sewer Manhole
- 470.0 — Grade point
- Tree
- Number of Parking Spaces
- Mag Nail
- Existing Concrete
- New Concrete Walk/Pavement
- Existing Pavement
- New Asphalt
- Parking Maintenance Area

THESE DOCUMENTS ARE THE EXCLUSIVE PROPERTY OF MICHAEL E. NEIKIRK, PE AND THEREBY PROTECTED UNDER COPYRIGHT LAWS. ALL ORIGINAL DESIGNS, SPECIFICATIONS AND IDEAS REPRESENTED HERE ARE FOR THE SOLE USE OF THIS PROJECT AND SHALL NOT BE REPRODUCED OR ALTERED IN ANY MANNER WITHOUT THE WRITTEN CONSENT OF MICHAEL E. NEIKIRK, PE.
Copyright 2021 Michael E. Neikirk, PE. All rights reserved.

REVISIONS

NO.	DESCRIPTION	DATE
	CONSTRUCTION DOCUMENTS	11/29/22

MICHAEL E. NEIKIRK PE
Civil Engineer
306 North Market Street, Ste 101
Mt. Carmel, IL 62863
Phone: (618) 263-4100

SCALE:	1"=20'
DRAWN BY:	RM
DESIGNER:	TJL,RM
CHECKED BY:	TJL
ENGINEER:	Michael E. Neikirk
ARCHITECT:	IDesign
OWNER:	Bluegrass Hospitality Group

STATE OF MISSOURI
MICHAEL E. NEIKIRK
NUMBER PE-2005010806
PROFESSIONAL ENGINEER

CERTIFIED BY

JOB TITLE
DRAKE'S RESTAURANT
900 HIGHWAY K
O'FALLON, MO

DRAWING TITLE
UTILITY PLAN

FILE LOCATION

DRAWING NUMBER: C5.0
REV #