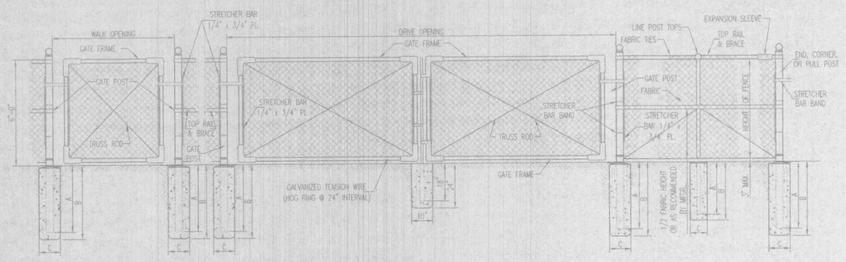



ALTERNATE
NOTE: IF REQUIRED, AN EXTENSION ARM BRACKET AND 3 STRANDS OF BARBED WIRE SHALL BE ADDED TO THE FENCING.

DESCRIPTION		HEIGHT OF FENCE							
		48"		60"		72"		72"	
END CORNER, & PULL POST		SCH.	WT.	SCH.	WT.	SCH.	WT.	SCH.	WT.
	ROUND	2"	3.65	2-1/2"	5.79	2-1/2"	5.79		
	A	36"x10"				36"		36"	
	B, & C					42"x12"		42"x12"	
LINE POST	ROUND	1-1/2"	2.72		3.65		3.65	2"	3.65
	H - SECT.	2.25"x1.625"	3.26	2.25"x1.625"	3.26	2"x1.95"	3.26	2"x1.95"	3.26
	A	24"				36"		36"	
	B, C	30"x10"				42"x12"		42"x10"	
GATE POST † (SINGLE GATE OR 1 LEAF OF DOUBLED WIDTH)	10' AND LESS	2"	3.65	2-1/2"	5.79	2-1/2"	5.79	3-1/2"	9.11
	12' AND LESS	2-1/2"	5.79	2-1/2"	5.79	3-1/2"	9.11	3-1/2"	9.11
	18' AND LESS	3-1/2"	9.11	3"	7.58	4"	10.89	4"	10.89
	OVER 18'	4"	10.89	4"	10.89	4"	10.89	6"	14.70
TOP RAIL AND BRACE		1-1/4"	2.27	1-1/4"	2.27	1-1/4"	2.27	1-1/4"	2.27
TRUSS ROD		3/8"		3/8"		3/8"		3/8"	
GATE FRAME	ALL WIDTHS	1-1/2"	2.27	1-1/2"	2.27	1-1/2"	2.27	1-1/2"	2.27

† A, B AND C, SAME AS FOR END CORNER, & PULL POST

GENERAL NOTES:
1) DO NOT SCALE DRAWINGS. FOLLOW DIMENSIONS
2) REFER TO KEYED NOTES DESCRIPTIONS FOR MATERIAL TYPES
3) WEIGHTS OF MATERIALS SHOWN IN TABLE ARE FOR STEEL. SIZES SHOWN ARE APPLICABLE FOR ALL MATERIALS.
4) PULL POST SHALL BE USED AT SHARP BREAKS IN VERTICAL GRADE OR AT APPROXIMATE 500' CENTERS ON STRAIGHT RUNS OR AS DIRECTED BY THE ENGINEER.
5) DRILLED HOLES O IN SOLID ROCK SHALL PROVIDE A DIAMETER OF NOT LESS THAN TWO INCHES GREATER THAN THE MAXIMUM TRANSVERSE DIMENSION OF THE POST SECTION.
6) ALTERNATE FOR TOP RAIL AND BRACE MAY BE TUBULAR 1-5/8" O.D. (.0095") AT 1.35 POUNDS PER FOOT (TOLERANCE = 5%; + NO LIMIT)
7) CONCRETE FOR FOOTING SHALL BE CLASS B. A QUICK SETTING POLYURETHANE FOAM MAY BE USED IN LIEU OF CONCRETE FOR LINE POST. OF LINE POST MAY BE DRIVEN AS SHOWN ON THE PLANS.
8) GATE STOPS AND THE DIRECTION OF SWING SHALL BE AS SHOWN ON THE PLANS.
9) FOR DESCRIPTION OF MATERIALS AND INSTALLATION....

K CHAIN LINK FENCE DETAIL
SCALE: N.T.S.

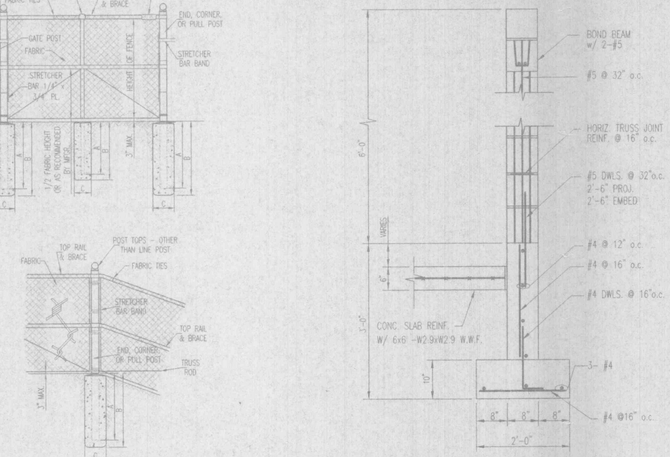

END, CORNER, OR PULL POST

NOTE: SEE ARCH. DWGS FOR REMAINDER OF INFO.

L TYPICAL TRASH ENCLOSURE DETAIL
SCALE:N.T.S.

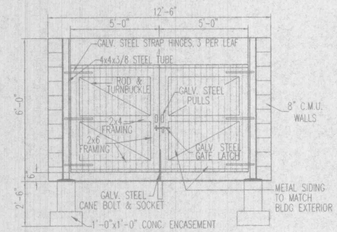

L TRASH ENCLOSURE GATE
SCALE: N.T.S.

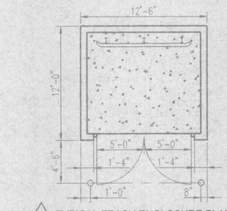

L TYPICAL TRASH ENCLOSURE PLAN
SCALE: N.T.S.

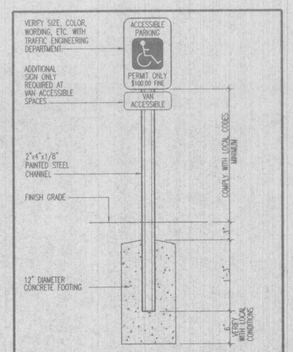

ACCESSIBLE PARKING SIGN
SCALE:NTS

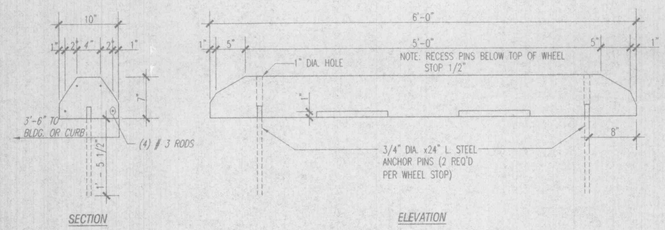

SECTION

ELEVATION

CONCRETE WHEEL STOP DETAIL
SCALE:N.T.S.

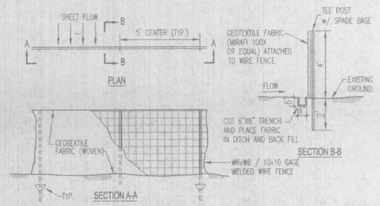

SILTATION FENCE DETAIL
SCALE: N.T.S.

E EROSION CONTROL

SEAL

CIVIL / STRUCTURAL / LAND SURVEYING
#16 SUNNEN DRIVE, SUITE 165
ST. LOUIS, MISSOURI 63143
(314) 644-2200 FAX (314) 644-0645
EMAIL: MAIL@FRONTENACENGINEERING.COM

ISSUES / REVISIONS

NO.	DATE	REMARKS
1	5/26/00	REV'D PER CITY. PF. O'FALLON
1	8/9/00	REV'D PER CITY. PF. O'FALLON

New Office & Warehouse Addition for:
Gateway Bobcat of O'fallon
1885 West Terra Avenue, O'fallon, MO 63366

MISCELLANEOUS DETAILS

JOB NO.	98125C3
DRAWN BY:	M.L.A.
CHECKED BY:	W.K.B.
DATE:	5/12/00
SHEET NO.	C3