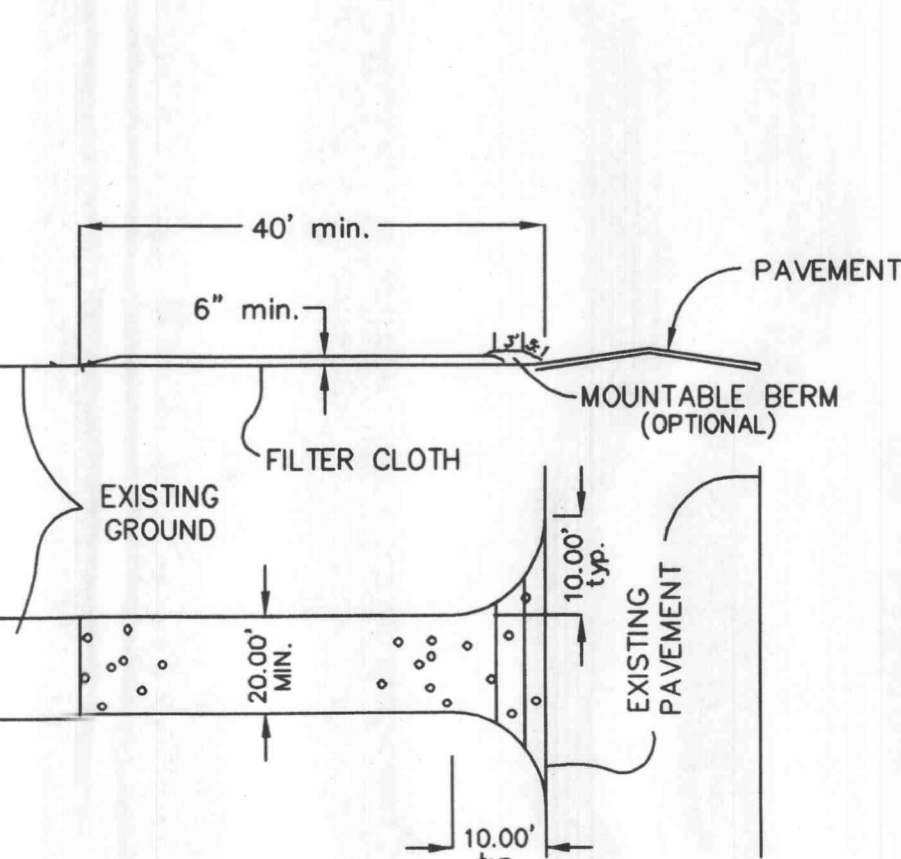


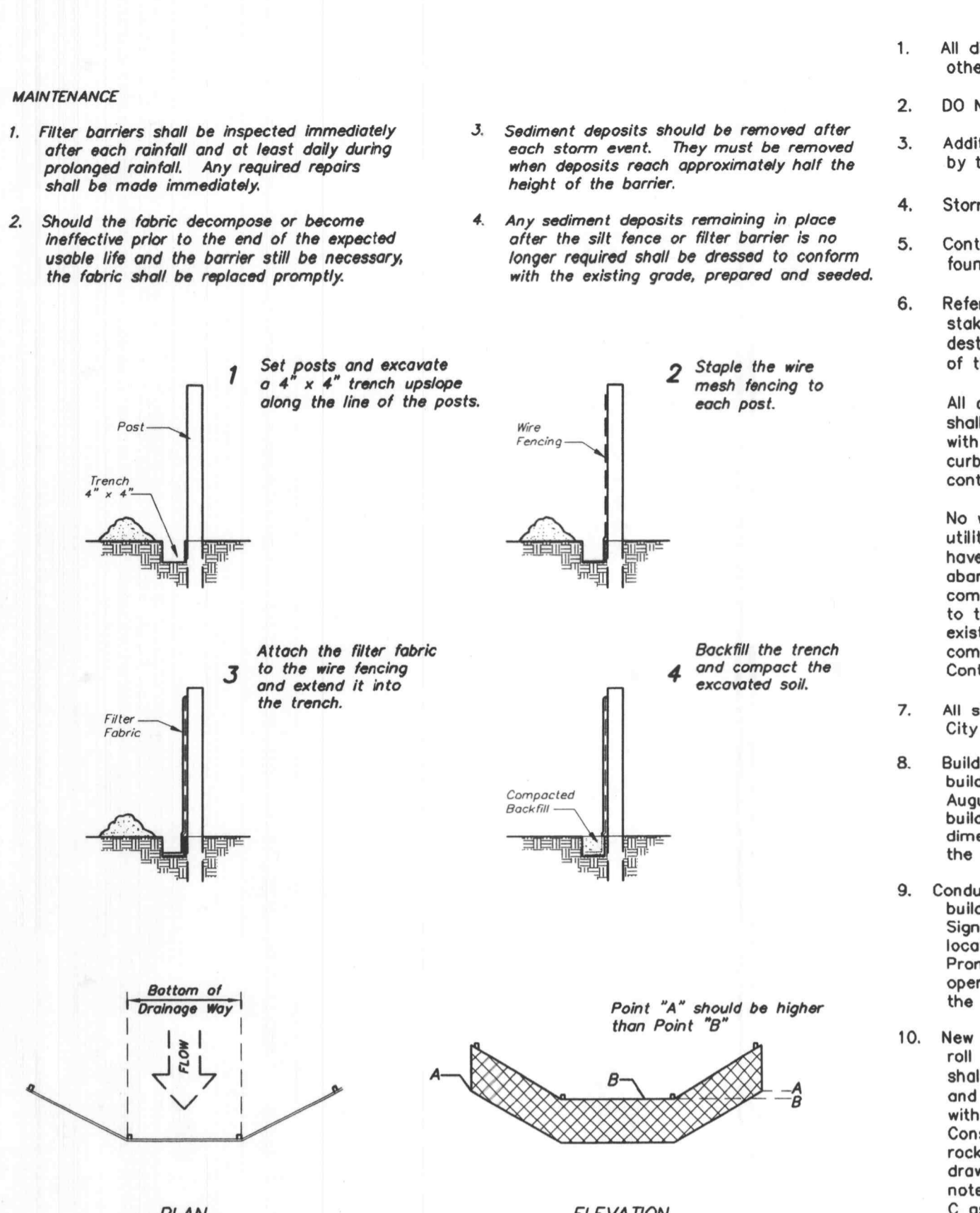
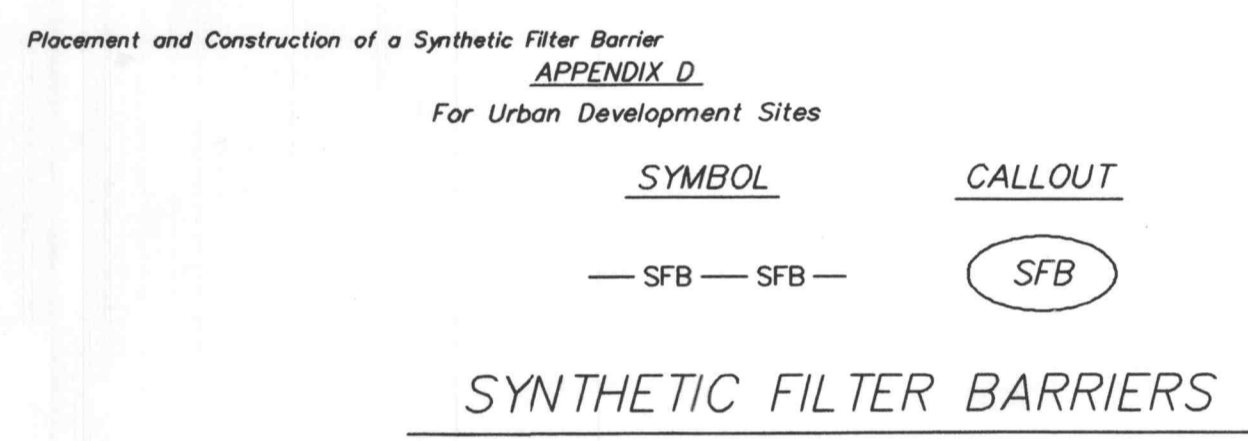
STABILIZED CONSTRUCTION ENTRANCE AND TEMP. TRUCK WASHDOWN AREA DETAIL
N.T.S.

- Stone Size: Use 2" stone or reclaimed or recycled concrete equivalent.
- Length: As required, but not less than 30 feet (except on a single residence lot where a 30 foot minimum length would apply).
- Thickness: Not less than six (6) inches.
- Width: twenty (20) foot minimum, but not less than the full width at points where ingress or egress occurs.
- Filter Cloth: Will be placed over the entire area prior to placing of the stone. Filter will not be required on a single family residence lot.
- Surface Water: All surface water flowing or diverted toward construction entrances shall be piped across the entrance. If piping is impractical, a mountable berm with a 5:1 slope will be permitted.
- Entrances: The entrance shall be maintained in a condition which will prevent tracking or flowing of sediment onto a public right-of-way. This may require periodic top dressing with additional stone as conditions demand and repair and/or cleanout of any measures used to trap sediment. All sediment applied, dropped, washed or tracked onto the public right-of-way must be removed immediately.
- Washing: Wheels shall be cleaned to remove sediment prior to entrance onto the public right-of-way. When washing is required, it shall be done on an area stabilized with stone and which drains into an approved sediment trapping device.
- Periodic inspection and needed maintenance shall be provided after each rain.

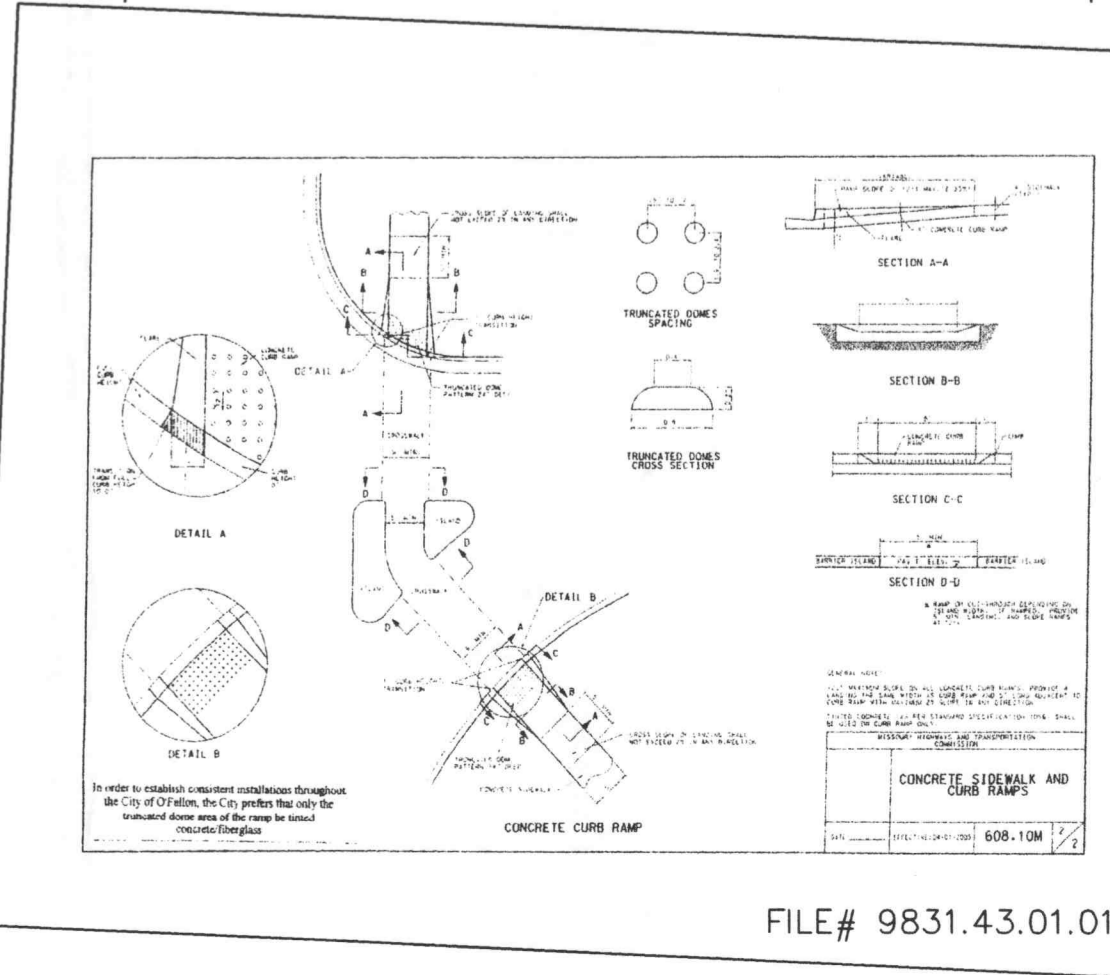
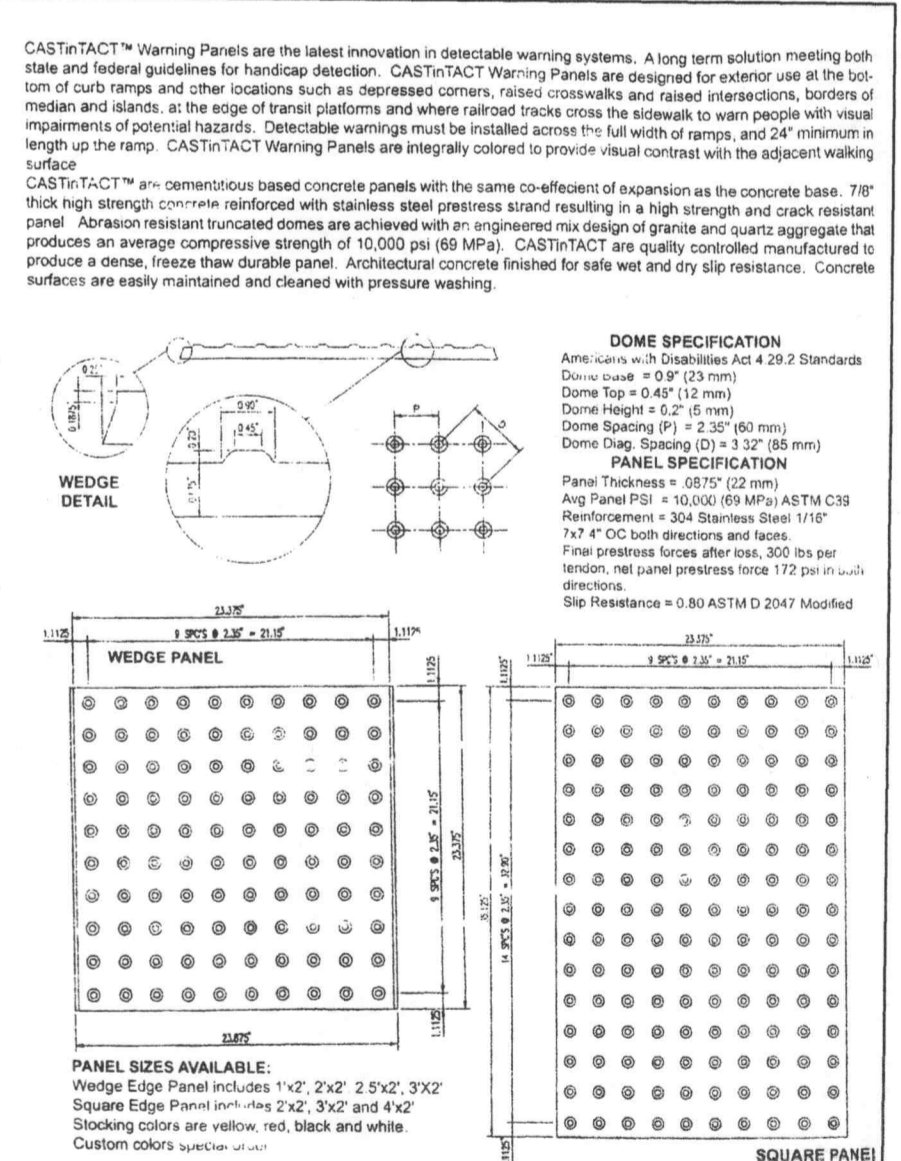


- Seeding Rates:**
- Permanent:**
Tall Fescue - 30 lbs./ac.
Smooth Brome - 20 lbs./ac.
Combined: Fescue @ 15 lbs./ac. and Brome @ 10 lbs./ac.
- Temporary:**
Wheat or Rye - 150 lbs./oc. (3.5 lbs. per square foot)
Oats - 120 lbs./oc. (2.75 lbs. per square foot)
- Seeding Periods:**
Fescue or Brome - March 1 to June 1
August 1 to October 1
Wheat or Rye - March 15 to November 1
Oats - March 15 to September 15
- Mulch rates:** 100 lbs. per 1,000 sq. ft. (4,356 lbs. per acre)
- Fertilizer rates:** Nitrogen 30 lbs./ac.
Phosphate 30 lbs./ac.
Potassium 30 lbs./ac.
Lime 600 lbs./ac. ENM*
- *ENM = effective neutralizing material as per State evaluation of quarried rock.

APPENDIX A



- SITE NOTES**
- All dimensions shown are to back of curb unless noted otherwise.
 - DO NOT SCALE DRAWINGS, USE DIMENSIONS AS SHOWN.
 - Additional siltation control may be required as directed by the City of O'Fallon.
 - Storm sewers are to be private unless otherwise noted.
 - Contractor to notify the engineer if discrepancies are found in the field compared to the design plans.
 - Reference points, such as survey monuments, bench marks, stakes, etc., shall be preserved, but if disturbed or destroyed, shall be replaced as directed, at the expense of the contractor.
- All concrete and asphalt concrete pavement to be removed shall be sawcut on a straight line along the contact line with the existing pavement to remain. Concrete walks and curbs to be removed shall be sawcut at the nearest construction or expansion joint.
- No work shall be done which will affect existing utilities prior to having ascertained that the utilities have been properly capped, plugged, or otherwise abandoned in a manner acceptable to the affected utility company. The appropriate agency shall be notified prior to the commencement of any work which will affect any existing utility. Removals or relocations by utility companies are to be initiated and coordinated by the Contractor.
- All site construction and sewer construction to be per City of O'Fallon standards and specifications.
 - Building dimensions as shown are to outside face of building and are per architectural plans received during August 2005. See architectural plans for locations of building area walks, walls, etc. If overall building dimensions vary from those shown on these plans, contact the engineer prior to proceeding with site construction.
 - Conduct operations to prevent injury to adjacent buildings, structures, other facilities and persons. Signs, lights, and barricades shall be installed at all locations as necessary to guard against accident. Promptly repair damages caused to facilities by operations, as directed by the engineer and at no cost to the Owner.
 - New pavement - The Contractor shall fine grade and proof roll the subgrade to elevations as shown. Subgrade shall be compacted to densities noted. The base course and surface course shall be constructed in accordance with St. Louis County Standard Specifications for Highway Construction. The base course shall be Type crushed rock and the compacted thickness shall be as shown on the drawings. Base course shall be compacted to densities noted. The asphalt surface wearing course shall be Type C asphaltic cement, penetration grade 85-100. Final rolled density shall not be below 95% of the average density of Marshall test laboratory specimens. Constructed thickness shall be within 1/4".
 - Maintenance of finished asphaltic concrete surfacing will be required until acceptance of work by Owner.
 - Pavement traffic marking to be one (1) coat of paint, white except as shown, and shall be chlorinated rubber based paint meeting Federal Specifications No. TT-P-115-D, Type III or equivalent. Application shall be in 1/8" thick wet film (320 lin. ft. of 4" stripe per gallon).
 - All sign post and backs and bracket arms shall be painted black using Carboline Roadmark Paint and Carboline 133 HB paint (or equivalent as approved by City and MODOT). Signs designating street name shall be on the opposite side of the street from traffic control signs.



PICKETT RAY & SILVER
CIVIL ENGINEERS
LAND SURVEYORS

333 Mid Rivers Mall Drive
St. Peters, MO 63376
Phone (636) 397-1211
Fax (636) 397-1104

908 PHOENIX PARKWAY
OFALLON, MO 63366
ATTN: SCOTT KINBERGER
PHONE: (636) 361-6539

Prepared For:
LIVE TO PLAY PROPERTIES, LLC

THE GODDARD SCHOOL FOR
EARLY CHILDHOOD DEVELOPMENT
IMPROVEMENT PLANS

908 PHOENIX PKWY, OFALLON, MO

REVISIONS	NO.	DATE	PER THE CITY OF OFALLON
1	4-13-06		

ENGINEERS AUTHENTICATION
The responsibility for professional engineering liability on this project is hereby limited to the set of plans authorized by the seal, signature, and date hereunder attached. Responsibility is disclaimed for all other engineering plans involved in this project and specifically excludes revisions after this date unless reauthenticates.

PICKETT, RAY & SILVER, INC.

HAROLD J. BARTCH
REGISTERED PROFESSIONAL ENGINEER
NO. 7751

DRAWN: D.L.S./B.L.P. DATE: 02-23-06
CHECKED: D.B.Y.R.D. DATE: 02-23-06
PROJECT # 05258.RINA.00C
TASK # 2 FIELD X

GODDARD SCHOOL
IMPROVEMENT PLANS
CONSTRUCTION DETAILS

SHEET 7 OF 7

© Copyright 2006 by Pickett, Ray & Silver, Inc.