

BRAND: NYLOPLAST 15" STANDARD H-25, HINGED DESIGN.  
 (www.ads-pipe.com)  
 QUALITY: MATERIALS SHALL CONFORM TO ASTM A536 GRADE 70-50-05 & A48-CLASS 30B  
 MATERIAL: DUCTILE IRON GRATE W/CAST IRON FRAME PAINT. CASTINGS ARE FURNISHED WITH A BLACK PAINT LOCKING DEVICE AVAILABLE UPON REQUEST  
 APPROX. DRAIN AREA = 92.70 SQ. IN.  
 APPROX. WEIGHT WITH FRAME = 59.62 LBS.

**15" DRAIN BASIN (YARD DRAIN) STRUCTURE**  
 (N.T.S.)

**Bufftech**  
 CERTAINTEE - OUTDOOR PRODUCTS DIVISION  
 231 SHIP CANAL PARKWAY  
 BUFFALO, NEW YORK 14218  
 TOLL FREE: 1-800-233-8990  
 PHONE: (716) 823-3023  
 FAX: (716) 823-2943  
 www.bufftech.com

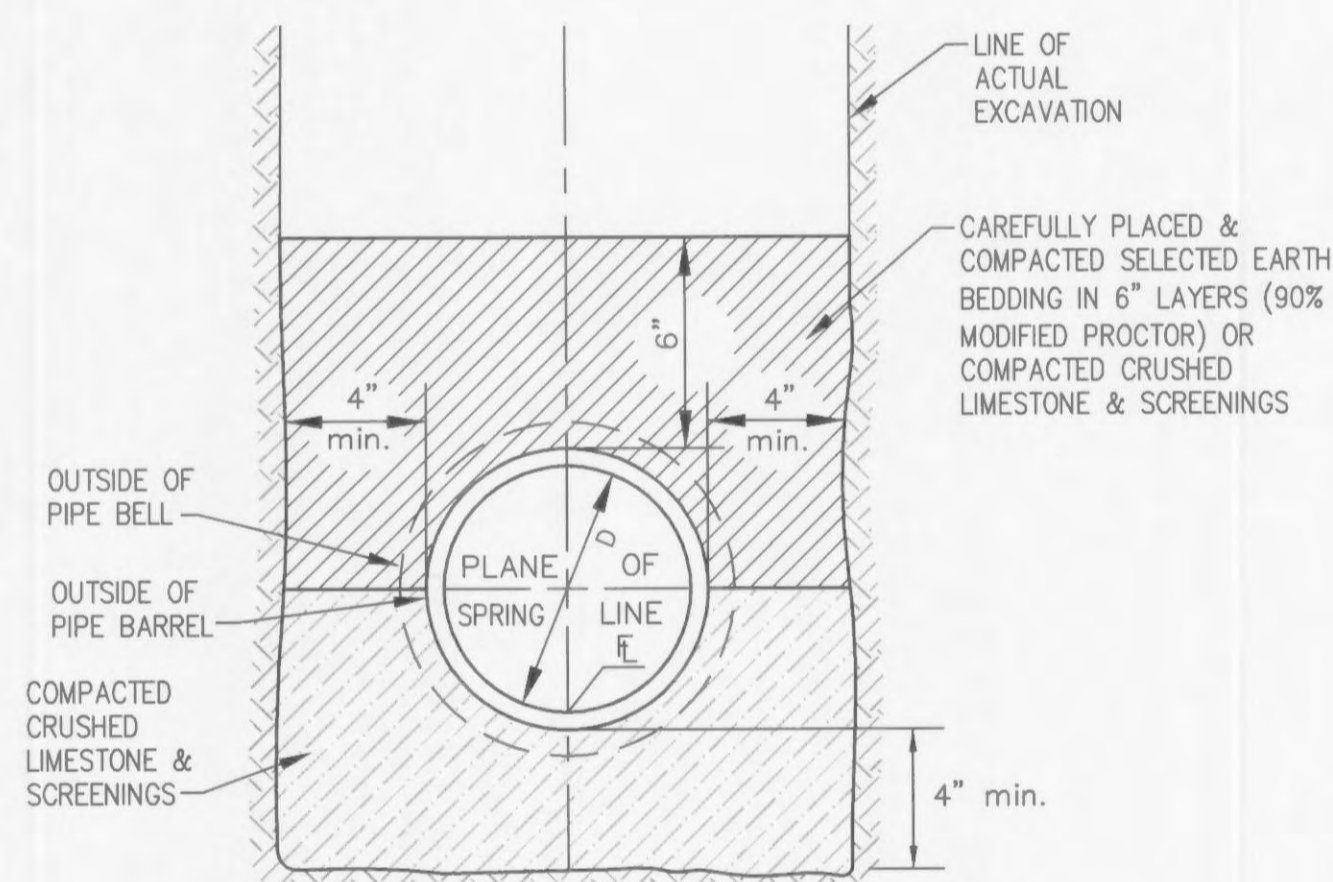
CHECK DESIRED STYLE

LEXINGTON, 6' HIGH / 8' WIDE

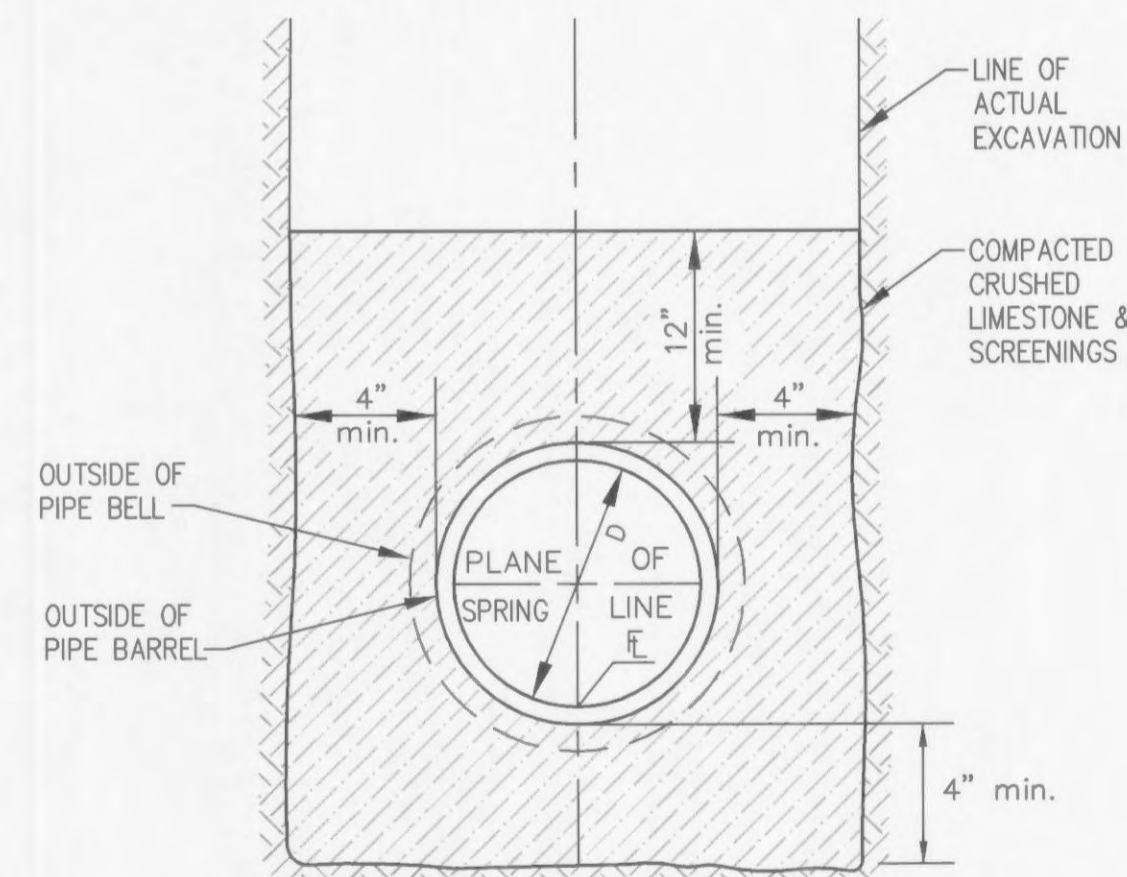
**LEXINGTON VINYL FENCING**  
 SEE ACCOMPANYING SPECIFICATIONS FOR MORE INFORMATION. FENCE INSTALLATION IS TO BE IN ACCORDANCE WITH MANUFACTURER'S SHOP DRAWINGS (800) 333-0569

035-039  
 PROTECTED BY COPYRIGHT - 040706  
 www.CADdetails.com

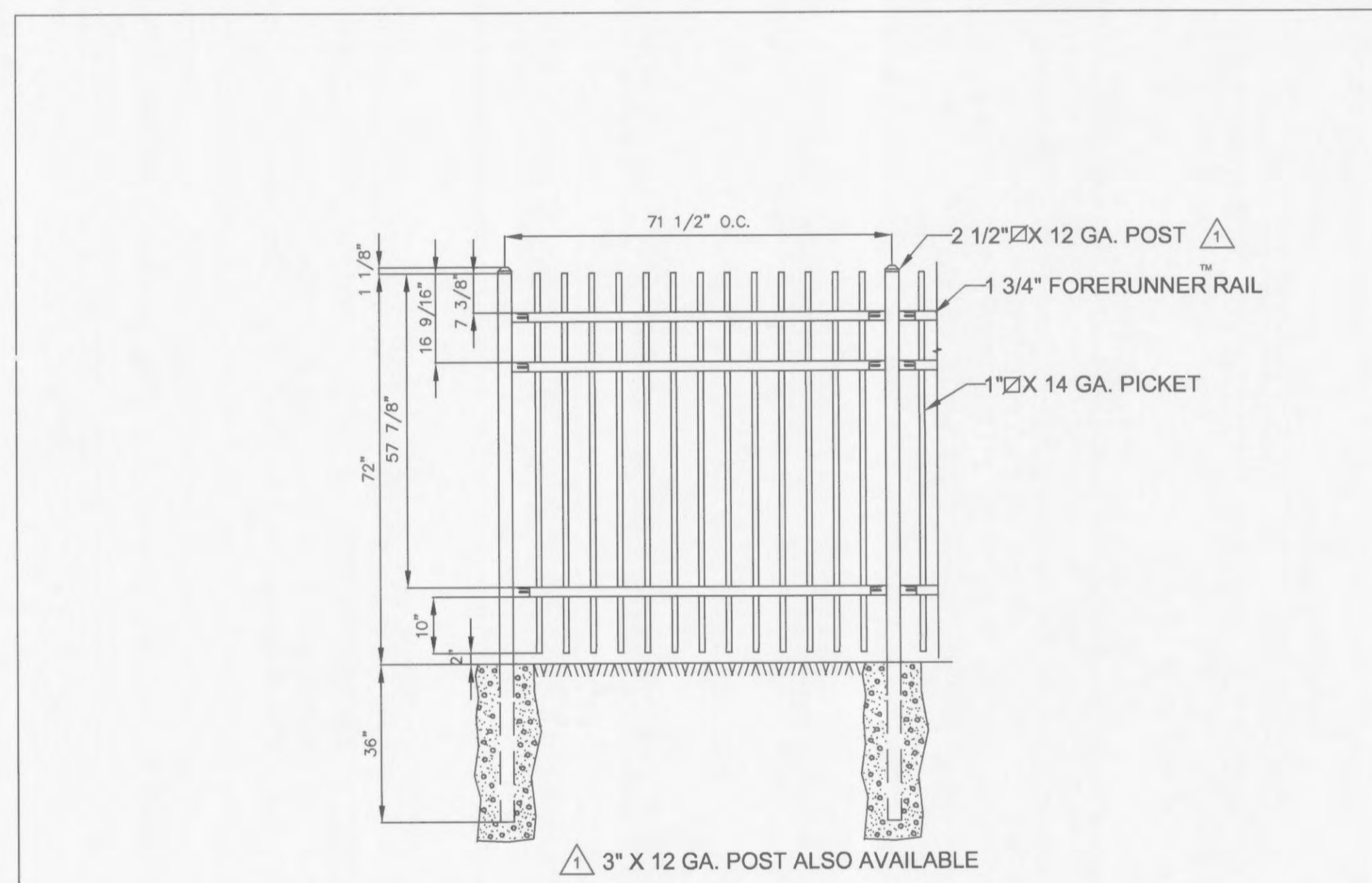
**BACKYARD FENCE**  
 (N.T.S.)  
 (COURTESY OF PRECEPT DESIGN, 9/27/06)



**PIPE BEDDING CLASS "C"**  
 (MODIFIED FOR REINFORCED CONCRETE PIPE)



**PIPE BEDDING CLASS "C"**  
 (FOR ALL PIPE EXCEPT REINFORCED CONCRETE PIPE)  
**PIPE BEDDING DETAILS**  
 (n.t.s.)



AEGIS II GENESIS 6' TALL 3 RAIL X 6' NOMINAL LENGTH PANEL  
 2GX30706

DR LZN	Pg 1 of 1	SCALE: 1/2" = 1'	<b>AMERISTAR®</b> SINGLE SOURCE SECURITY SYSTEMS 1555 N. Mingo Tulsa, OK 74116 1-800-321-8724 www.ameristarfence.com
CK GV	Date 9-18-03	REV 1	

**DETENTION BASIN FENCE**  
 (N.T.S.)  
 (COURTESY OF PRECEPT DESIGN, 9/27/06)

- 2 MoDOT, WATER COMMENTS 11/10/06
- 1 CITY, MoDOT, FIRE COMMENTS 11/7/06

**GOLD'S GYM - O'FALLON, MO**  
 CONSTRUCTION DETAILS

**STOCK & ASSOCIATES**  
**Consulting Engineers, Inc.**

257 Chesterfield Business Parkway  
 St. Louis, MO 63005  
 PH. (636) 530-9100  
 FAX (636) 530-9130  
 e-mail: general@stockassoc.com  
 Web: www.stockassoc.com

GEORGE M. STOCK  
 E-25116

11/10/06

DRAWN BY:	DATE:	CHECKED BY:	DATE:	JOB NUMBER:	SHEET:
H.L.T.	8/14/06	C.A.M.	8/14/06	206-3850	C12

C:\US\AW\800\2003\8590\1\Plan\CTE-Detail03.dwg, 11/10/2006, 3:40:28 PM, ECP 9900 (Plot File) p.3