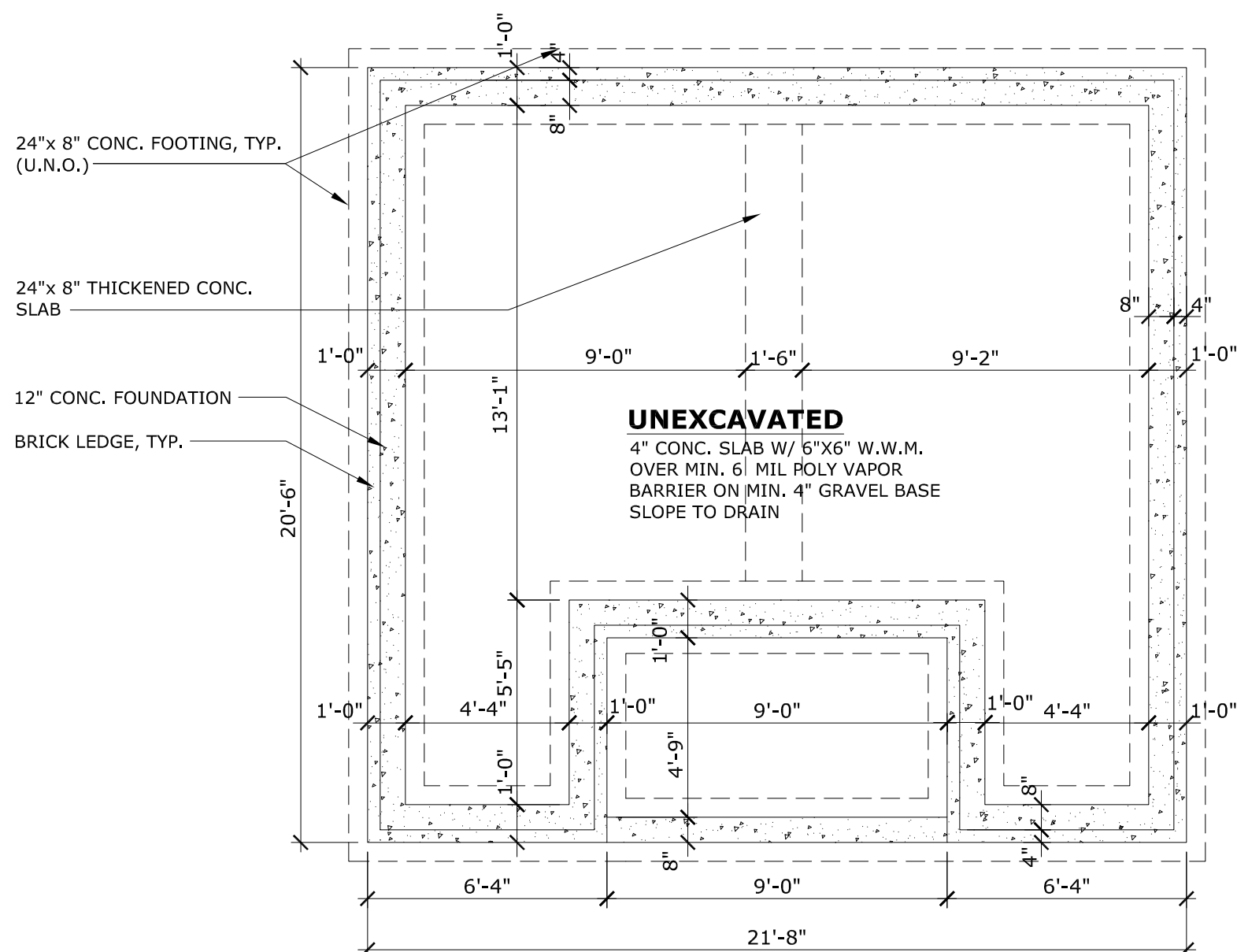
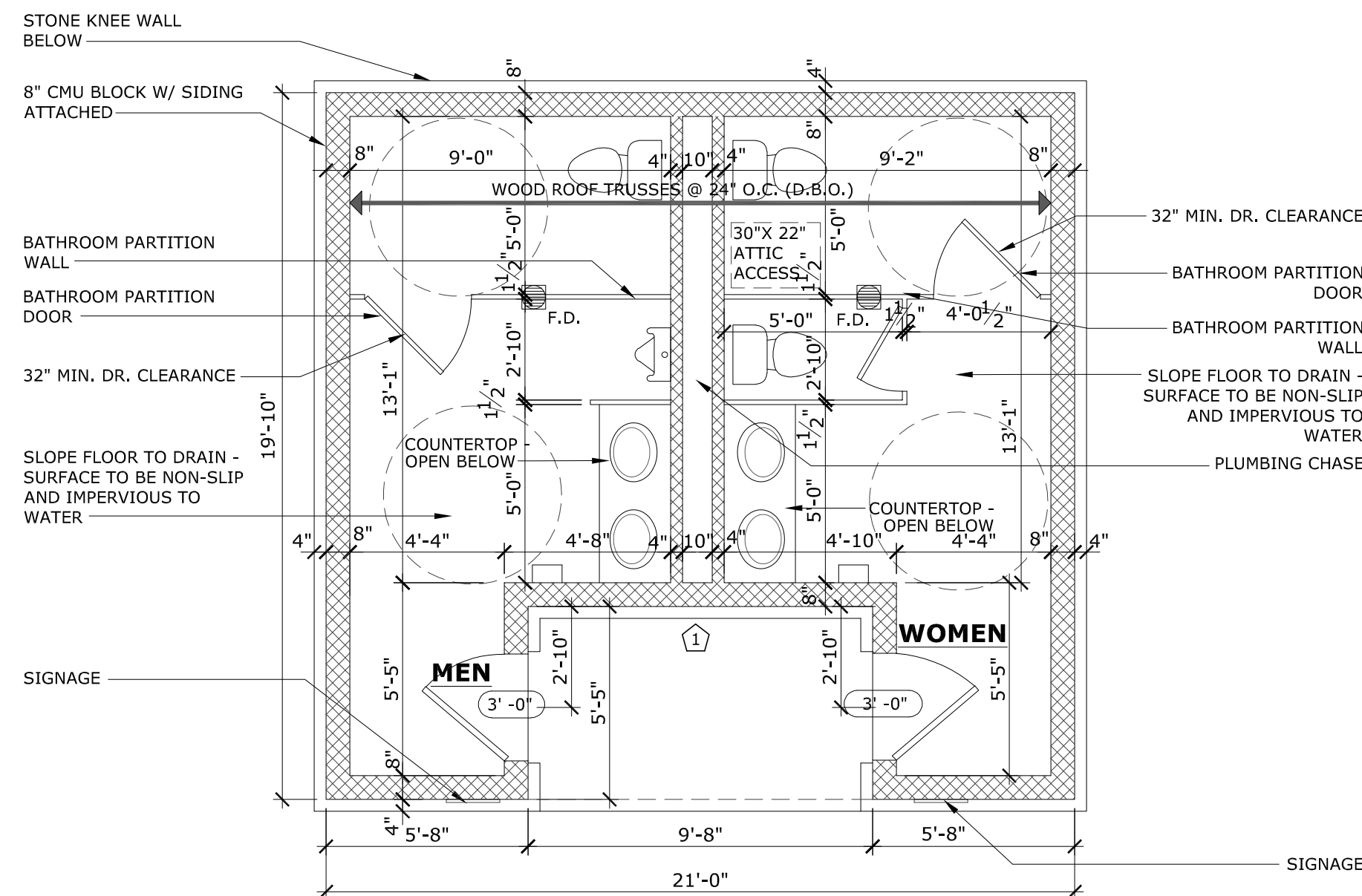


- GENERAL NOTES:**
- SEE SHEET A0.1.0 FOR GENERAL NOTES
  - CONSTRUCTION SHALL CONFORM TO THE FOLLOWING CODES:
    - 2015 INTERNATIONAL BUILDING CODE, I.B.C.
    - 2015 INTERNATIONAL RESIDENTIAL CODE, I.R.C.
    - 2015 INTERNATIONAL ENERGY CONSERVATION CODE, I.E.C.C.
    - 2015 INTERNATIONAL PLUMBING CODE, I.P.C.
    - 2015 INTERNATIONAL MECHANICAL CODE, I.M.C.
    - 2015 INTERNATIONAL FUEL GAS CODE
    - 2015 INTERNATIONAL FIRE CODE
    - 2014 NATIONAL ELECTRIC CODE, N.E.C.
    - 2009 ICC A117.1
  - VERIFY ADDITIONAL MUNICIPAL REQUIREMENTS PER PLAN SHEET INDEX ON COVER SHEET
  - DIMENSIONS SHOWN IN PARENTHESES INDICATE 8'-10" CONC. POUR
  - ALL 2x JOISTS TO BE #1 S.P. (SOUTHERN PINE) OR #2 DFL (DOUGLAS FIR-LARCH) - U.N.O. ALL 2x HEADERS/ BEAMS/ STAIR OPENING FRAMING TO BE #1 S.P. (SOUTHERN PINE)

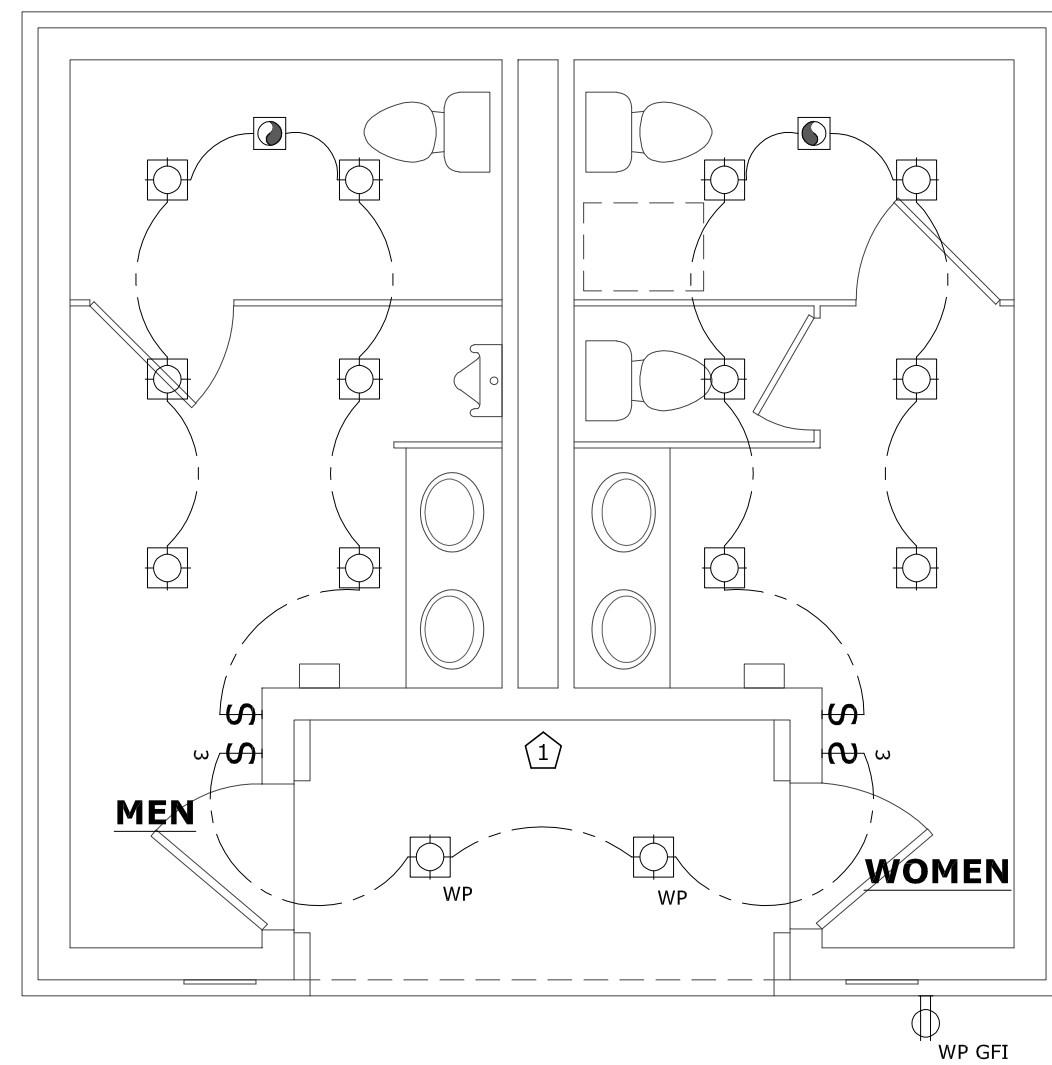
- ELECTRICAL SYMBOLS AND DEFINITIONS**
- 120v DUPLEX CONVENIENCE RECEPTACLE
  - WP GFI 120v RECEPTACLE w/ GFI CIRCUIT w/ WATER RESISTANT HOUSING
  - GFI 120v RECEPTACLE w/ GFI CIRCUIT
  - LIGHT SWITCH @ 42" AFF, 8" ABOVE COUNTER U.N.O.
  - THREE-WAY LIGHT SWITCH @ 42" AFF - ILLUMINATED AT ALL STAIRS
  - FOUR-WAY LIGHT SWITCH @ 42" AFF, 8" ABOVE COUNTER U.N.O.
  - WALL MOUNTED LIGHT FIXTURE - DUSK TO DAWN SENSOR
  - CEILING MOUNTED LIGHT FIXTURE
  - U.L. APPROVED CEILING MOUNTED SMOKE DETECTOR, HARDWIRED w/ BATTERY BACK-UP INTERCONNECTED TO ALL OTHER SMOKE DETECTORS
  - COMB. SMOKE DETECTOR/ CARBON MONOXIDE DETECTOR w/ BATTERY BACK-UP (COMPLY w/ U.L. 2034-2008) (AS REQ'D. BY GOVERNING MUNICIPALITY)



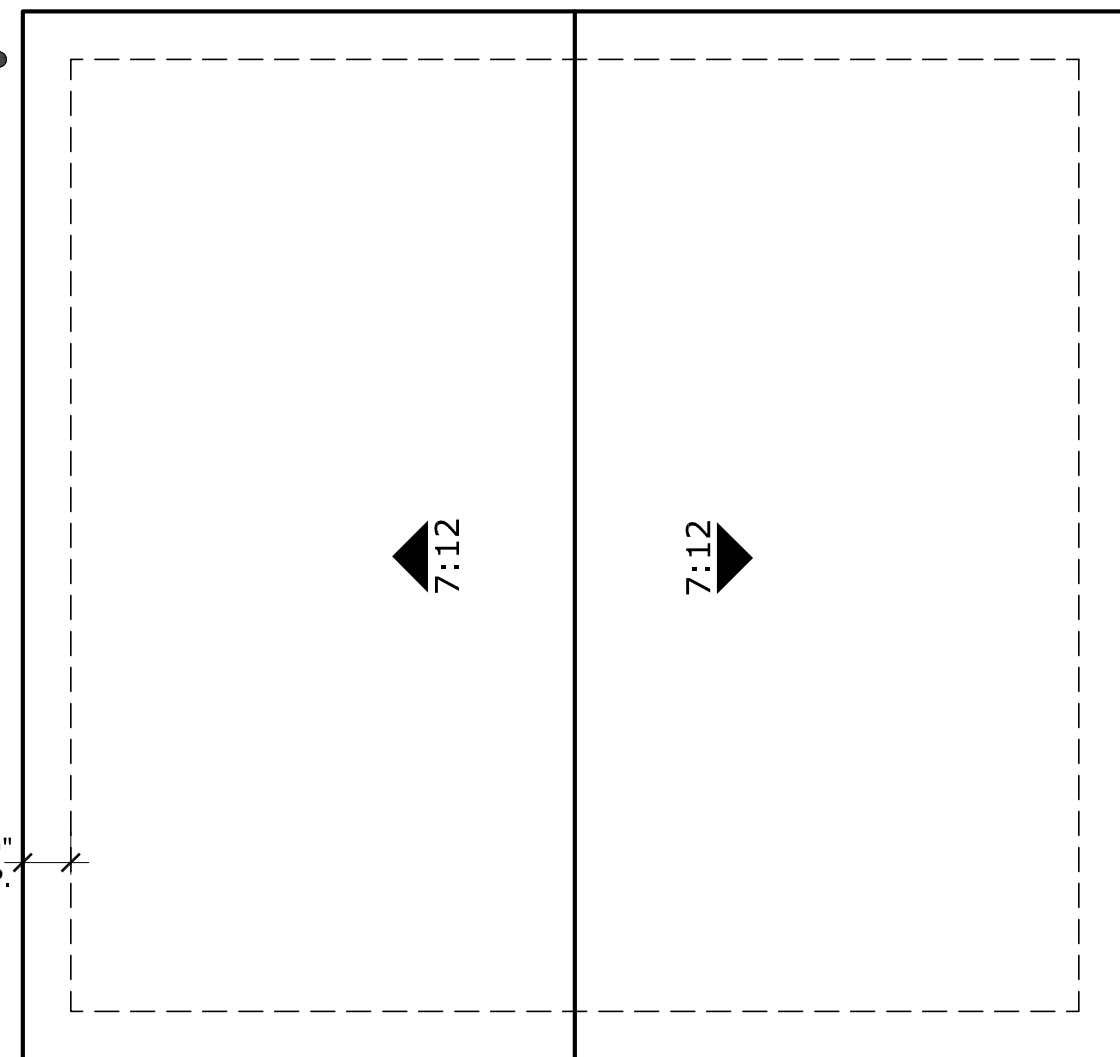
**FOUNDATION PLAN**  
1/4"=1'-0"



**FLOOR PLAN**  
1/4"=1'-0"




**ELECTRICAL PLAN**  
1/4"=1'-0"



**ROOF PLAN**


1/4"=1'-0"  
● INDICATES APPROX. LOCATION OF DOWNSPOUTS - FIELD VERIFY 1'-0" OVERHANG TYP., U.N.O.




**McBride & Son Architecture, LLC**  
© all rights reserved by McBride & Son Architecture, LLC ("MSA")  
Missouri State Certificate of Authority #: A2014035268

This drawing and the architectural works depicted are the sole property of MSA and may not be reproduced, used, altered, modified, incorporated into other design works, reproduced or disseminated without MSA's express written consent. No consent or authorization is given to utilize this drawing or the architectural works in any way, including, without limitation, constructing, in whole or in part, any structure depicted in the architectural works, or should be implied from any party's receipt of this drawing in any form. Consent or authorization to utilize this drawing and the architectural works may only be given in a separate writing signed by an authorized agent of MSA.

The architect's seal affixed to this sheet indicates that the professional architect whose name appears in the seal either prepared or directed the preparation of the design and architectural work depicted on this sheet. Any other drawings or documents that do not exhibit this seal were not prepared by or the responsibility of the professional architect whose name appears in the seal affixed to this sheet and are expressly disclaimed.



**HARVEST**  
PAVILION &  
RESTROOMS



**SHEET ISSUE DATE**  
April 24, 2024

**REVISIONS**

NO.	DATE	DESCRIPTION
1	07/12/24	

**PROJECT NUMBER**  
Restrooms

**SHEET NAME**  
Plans & Elevations

**SHEET NUMBER**  
A5.1.0

2015 I.B.C.