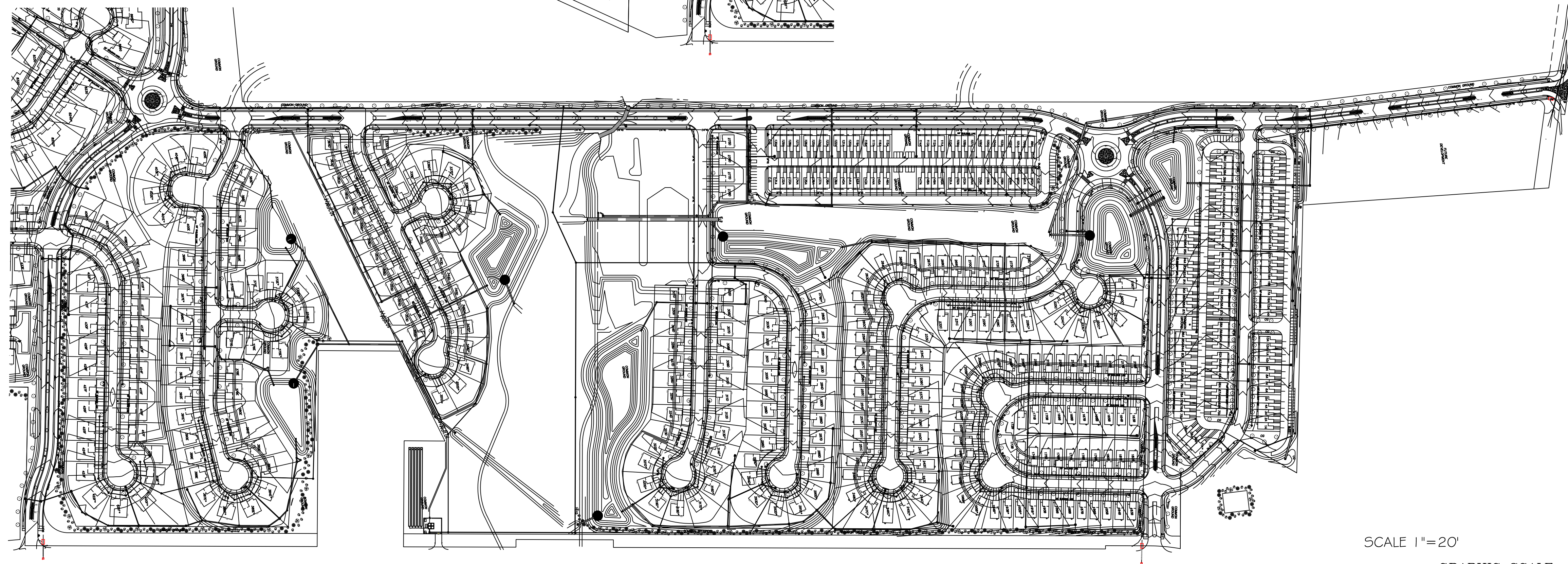
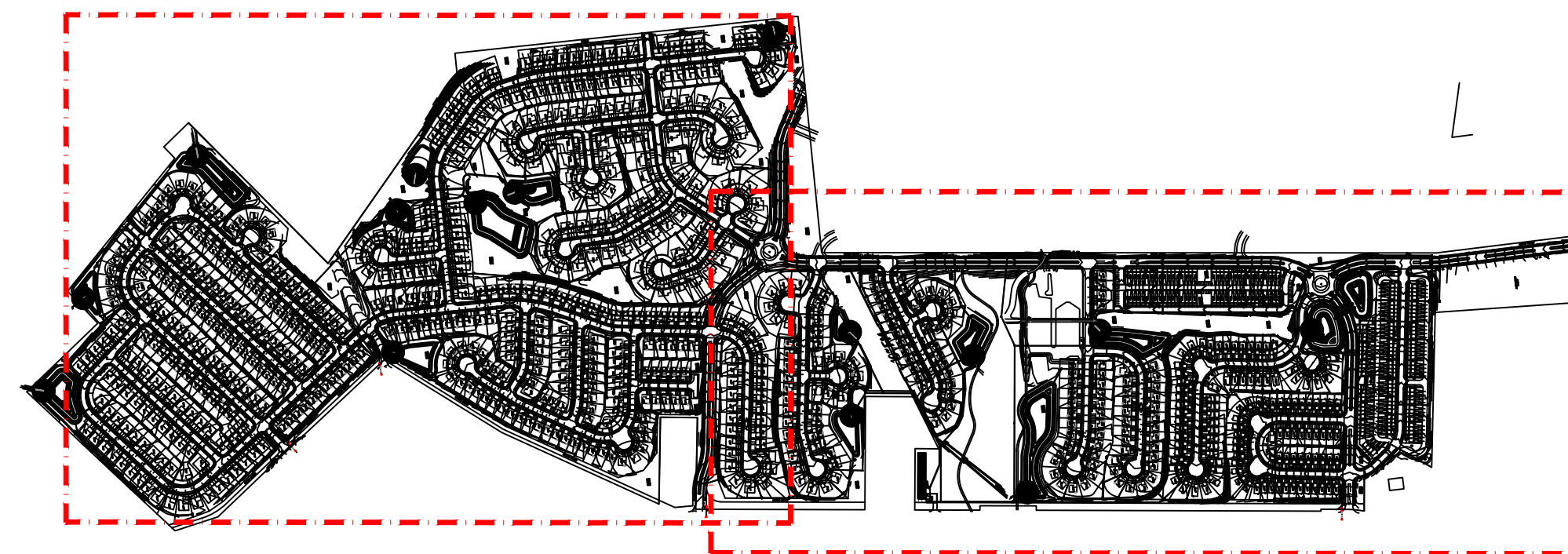


**1** South Area  
SCALE 1"=200'

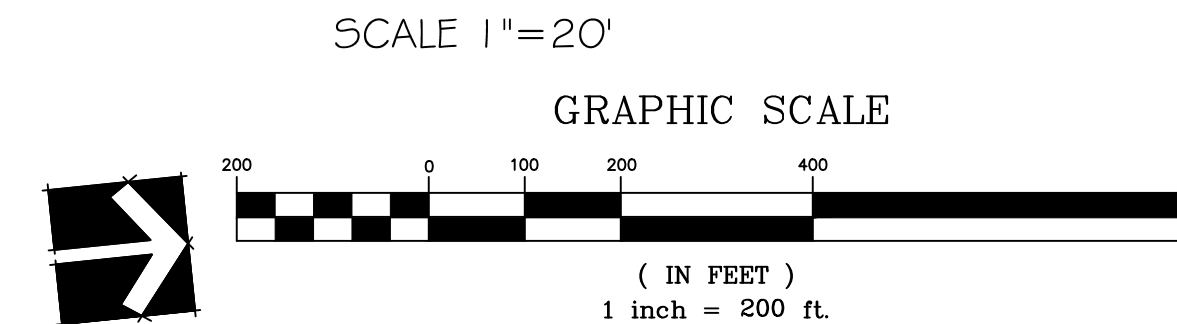


**2** North Area  
SCALE 1"=200'



Sheet Key

LEGEND			
TREES			
TYPE	QTY	NAME	SIZE
	1375	Street Tree	2.5"
	2	Flowering Tree	2.5"
	195	Flowering Tree	2.5"
	400	Evergreen Tree	6'
	68	Shade Tree	2.5"
	76	Deciduous Tree	2.5"
SHRUBS			
	220	Deciduous Shrub	5 gal
	16	Deciduous Shrub	5 gal
	160	Evergreen Shrub	5 gal
	140	Flowering Shrub	5 gal
	141	Perennial / Grass	1 gal
	77	Perennial / Grass	1 gal
MULCH			
	110	Mulch	Cy.



**NOTICE**  
This drawing is the property of A. Waldbart and Sons Nursery. Each plan formulated by our firm involves original thought and ideas; therefore, we reserve the copyright to any design prepared by our staff. Use of this plan and/or any portion thereof for competitive bids, pricing, or related purposes is illegal without our written permission.

PROJECT # 281  
v:\2009327 Highway N Assemblies\Drawings\Engineering\Landscaping\Plan\23-0-16 Improvement

<b>HARVEST - HOPEWELL</b>	
Snt. Charles County Mo.	
Date	5/14/21
Revised	5/27/21
Sheet	L-1
Scale	As Indicated
Approved	8/8/23
Drawn By	SGZ

895-4589

**A. WALDBART AND SONS**  
Nursery  
Established 1872

Landscape Designers, Landscape Contractors & Nurserymen  
1420 Teson Rd., Hazelwood, MO 63042