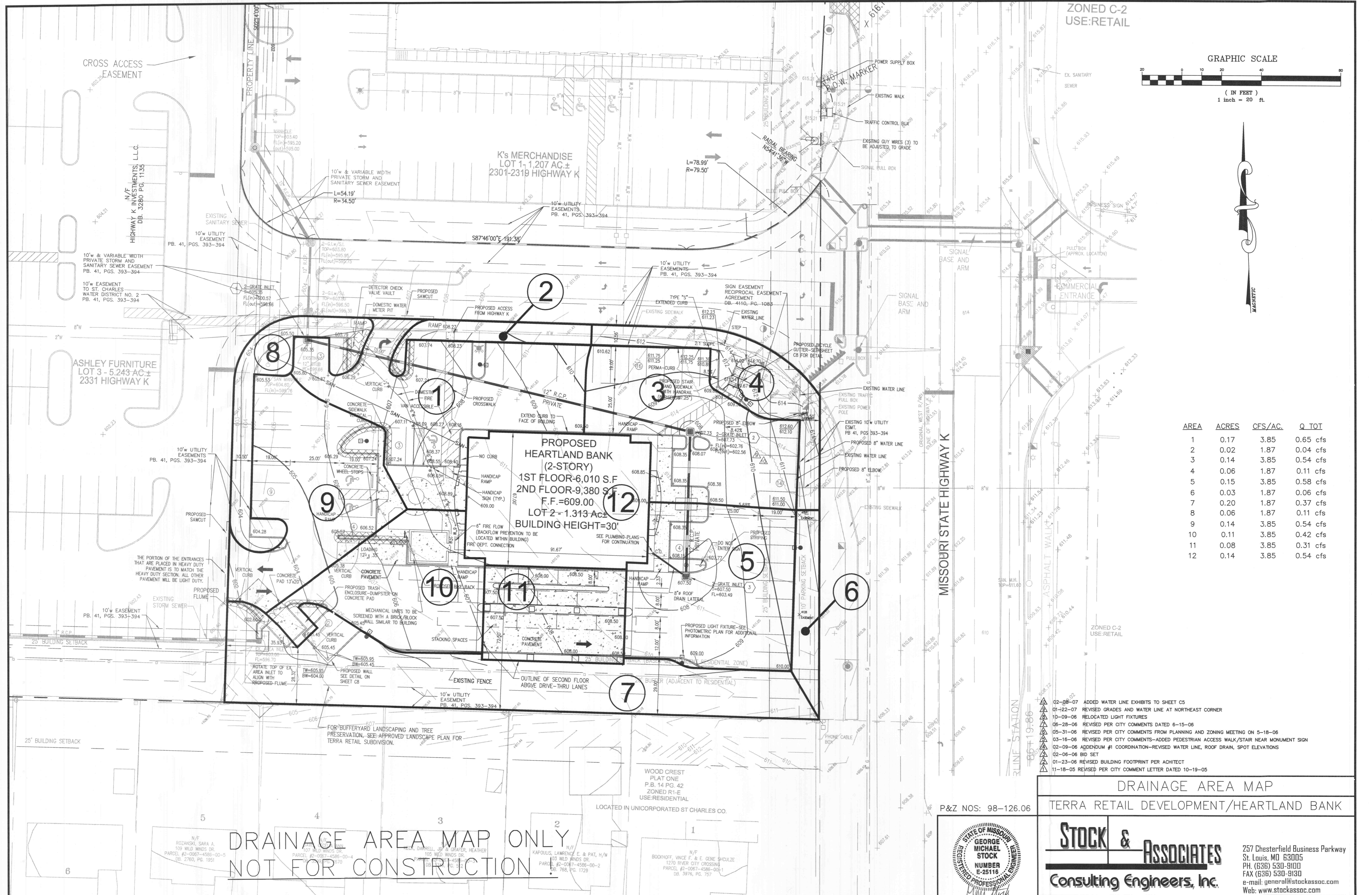
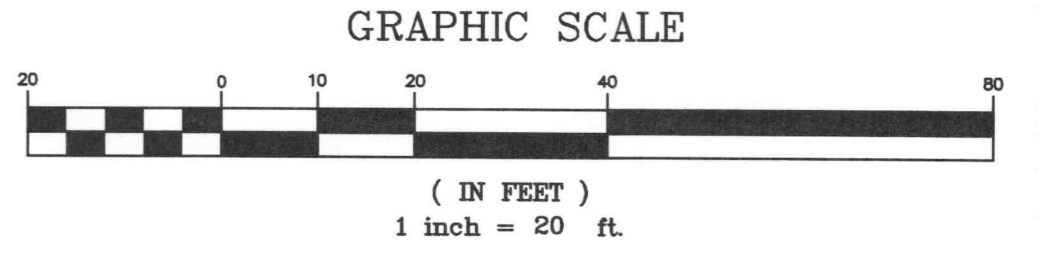


ZONED C-2
USE: RETAIL



AREA	ACRES	CFS/AC.	Q TOT
1	0.17	3.85	0.65 cfs
2	0.02	1.87	0.04 cfs
3	0.14	3.85	0.54 cfs
4	0.06	1.87	0.11 cfs
5	0.15	3.85	0.58 cfs
6	0.03	1.87	0.06 cfs
7	0.20	1.87	0.37 cfs
8	0.06	1.87	0.11 cfs
9	0.14	3.85	0.54 cfs
10	0.11	3.85	0.42 cfs
11	0.08	3.85	0.31 cfs
12	0.14	3.85	0.54 cfs


PROPOSED HEARTLAND BANK (2-STORY)
 1ST FLOOR-6,010 S.F.
 2ND FLOOR-9,380 S.F.
 F.F.=609.00
 LOT 2 - 1.313 AC±
 BUILDING HEIGHT=30'

**DRAINAGE AREA MAP ONLY
 NOT FOR CONSTRUCTION**

- 02-08-07 ADDED WATER LINE EXHIBITS TO SHEET C5
- 01-22-07 REVISED GRADES AND WATER LINE AT NORTHEAST CORNER
- 10-09-06 RELOCATED LIGHT FIXTURES
- 06-28-06 REVISED PER CITY COMMENTS DATED 6-15-06
- 05-31-06 REVISED PER CITY COMMENTS FROM PLANNING AND ZONING MEETING ON 5-18-06
- 03-16-06 REVISED PER CITY COMMENTS-ADDED PEDESTRIAN ACCESS WALK/STAIR NEAR MONUMENT SIGN
- 02-09-06 ADDENDUM #1 COORDINATION-REVISED WATER LINE, ROOF DRAIN, SPOT ELEVATIONS
- 02-06-06 BID SET
- 01-23-06 REVISED BUILDING FOOTPRINT PER ARCHITECT
- 11-18-05 REVISED PER CITY COMMENT LETTER DATED 10-19-05

DRAINAGE AREA MAP
 TERRA RETAIL DEVELOPMENT/HEARTLAND BANK

P&Z NOS: 98-126.06



STOCK & ASSOCIATES
Consulting Engineers, Inc.
 257 Chesterfield Business Parkway
 St. Louis, MO 63005
 PH. (636) 530-9100
 FAX (636) 530-9130
 e-mail: general@stockassoc.com
 Web: www.stockassoc.com