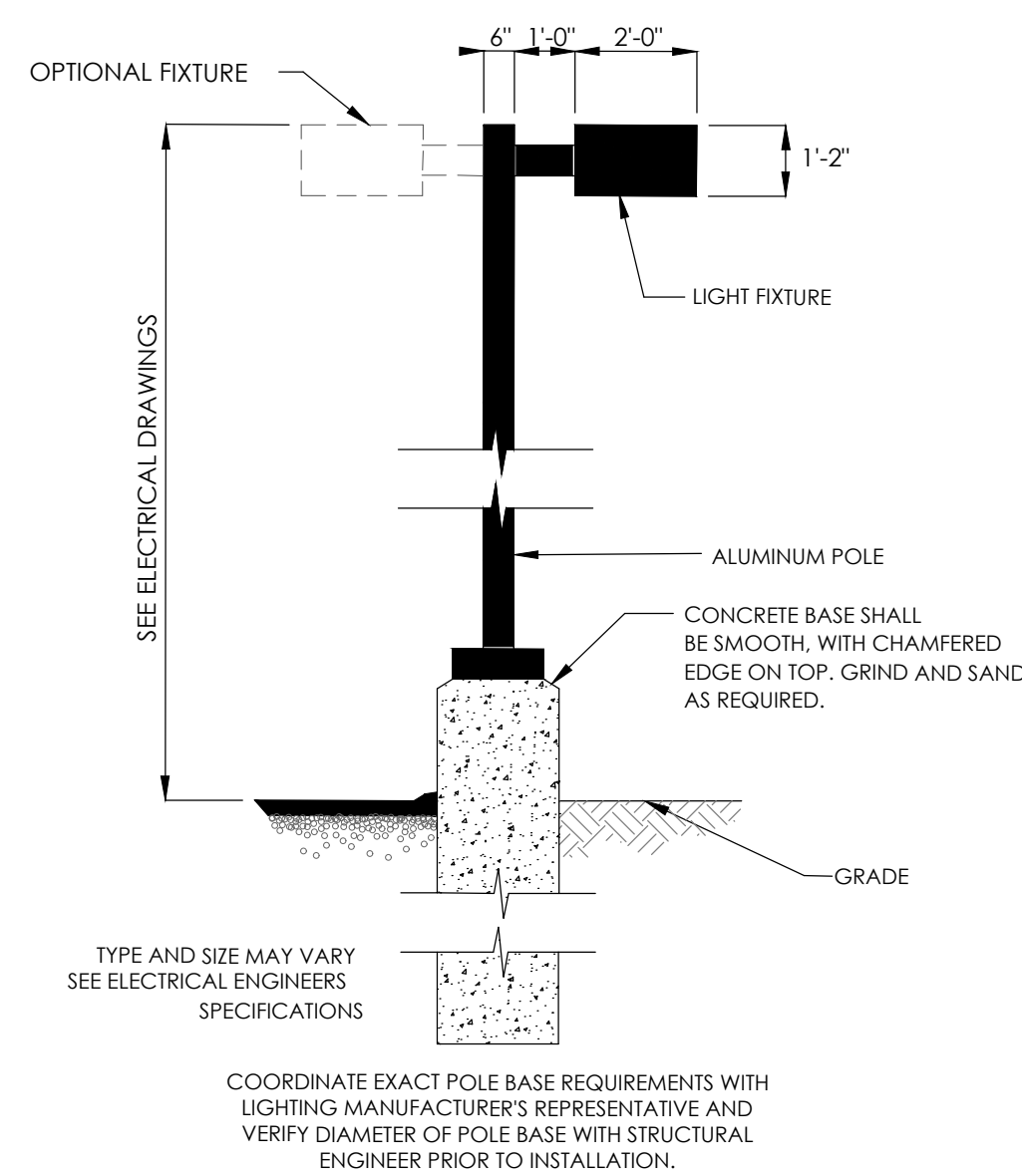
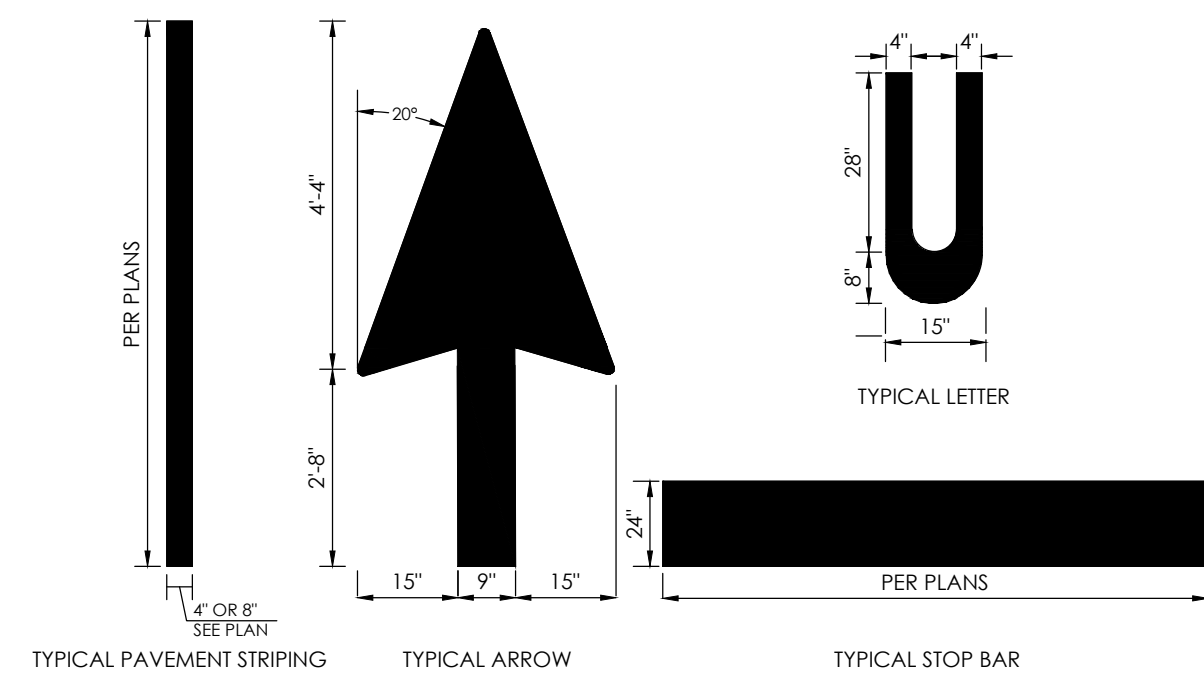


**15 WHEEL STOP DETAIL**  
N.T.S. P-2-LOTS-30

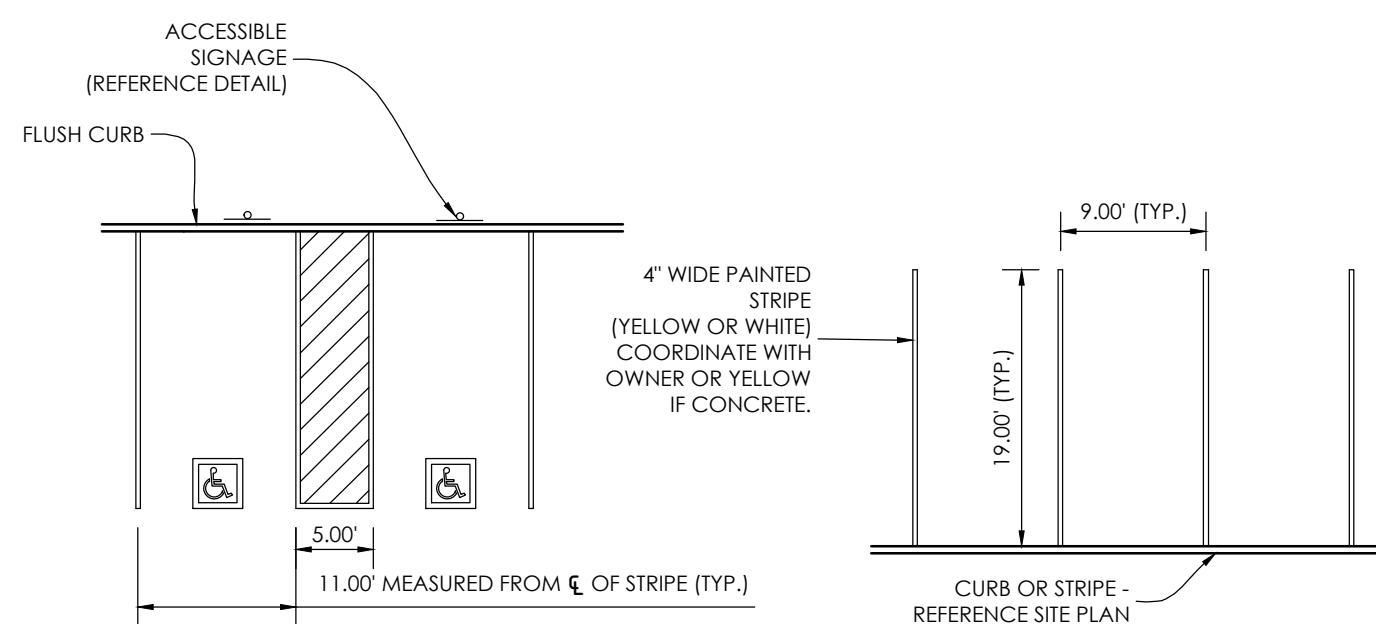


**14 LIGHT STANDARD DETAIL**  
NOT TO SCALE P-2-LOTS-14

- GENERAL NOTES**
- PAVEMENT-MARKING PAINT: ALKYD-RESIN TYPE, LEAD AND CHROMATE FREE, READY MIXED, COMPLYING WITH FS TT-P-115, TYPE I OR AASHTO M 248, TYPE N.
  - NEW ACCESSIBLE STRIPING FOR STALLS AND ACCESS AISLES SHALL BE OUTLINED IN BLUE PER LOCAL REQUIREMENTS. STRIPING VENDOR SHALL VERIFY LOCAL CODE. ALL OTHER NEW STRIPING SHOULD MATCH EXISTING SCHEME.
  - DO NOT APPLY PAVEMENT-MARKING PAINT UNTIL LAYOUT, COLORS, AND PLACEMENT HAVE BEEN VERIFIED WITH REGISTERED DESIGN PROFESSIONAL. A COLOR SAMPLE AND SKETCH IS TO BE PROVIDED TO DESIGN PROFESSIONAL.
  - SWEEP AND CLEAN SURFACE TO ELIMINATE LOOSE MATERIAL AND DUST DAILY.
  - APPLY PAINT WITH MECHANICAL EQUIPMENT TO PRODUCE PAVEMENT MARKINGS WITH UNIFORM STRAIGHT EDGES. APPLY AT MANUFACTURER'S RECOMMENDED RATES TO PROVIDE MINIMUM WET FILM THICKNESS OF 15 MILS (0.4 MM)
  - 4" WIDE STRIPES IN ACCESS AISLES SHALL BE 3" ON CENTER.



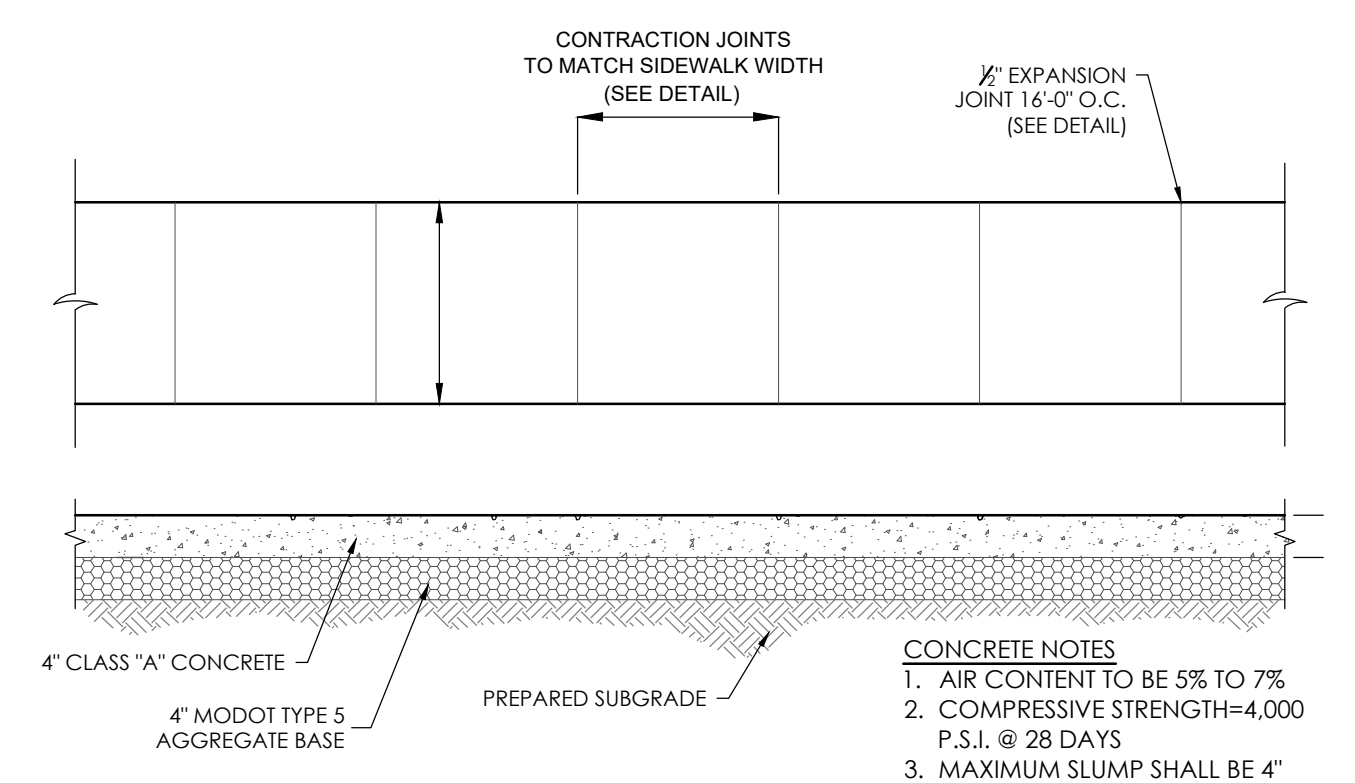
**13 PAVEMENT MARKING DETAIL**  
NOT TO SCALE P-2-LOTS-20



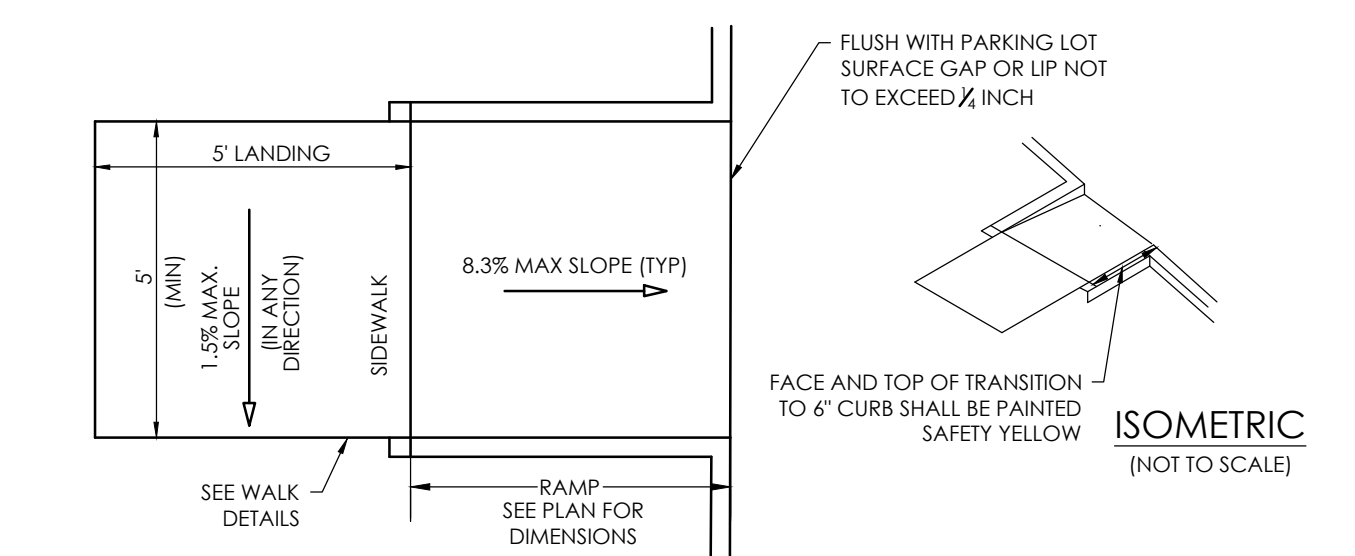
**PAVEMENT STRIPING NOTES:**

- PAVEMENT-MARKING PAINT: ALKYD-RESIN TYPE, LEAD AND CHROMATE FREE, READY MIXED, COMPLYING WITH FS TT-P-115, TYPE I OR AASHTO M 248, TYPE N.
- NEW ACCESSIBLE STRIPING FOR STALLS AND ACCESS AISLES SHALL BE OUTLINED IN BLUE PER LOCAL REQUIREMENTS. STRIPING VENDOR SHALL VERIFY LOCAL CODE. ALL OTHER NEW STRIPING SHOULD MATCH EXISTING SCHEME.
- DO NOT APPLY PAVEMENT-MARKING PAINT UNTIL LAYOUT, COLORS, AND PLACEMENT HAVE BEEN VERIFIED WITH REGISTERED DESIGN PROFESSIONAL. A COLOR SAMPLE AND SKETCH IS TO BE PROVIDED TO DESIGN PROFESSIONAL.
- SWEEP AND CLEAN SURFACE TO ELIMINATE LOOSE MATERIAL AND DUST DAILY.
- APPLY PAINT WITH MECHANICAL EQUIPMENT TO PRODUCE PAVEMENT MARKINGS WITH UNIFORM STRAIGHT EDGES.
- 4" WIDE STRIPES IN ACCESS AISLES SHALL BE 3" ON CENTER.
- ASPHALT PAVEMENT PARKING LINES SHALL BE A WHITE OR YELLOW 4" WIDE PAINTED STRIPING WITH TWO (2) COATS OF SHERWIN WILLIAMS "HOTRAN" FAST DRYING TRAFFIC MARKING PAINT OR APPROVAL EQUAL THAT MEETS OR EXCEEDS THE PAINT SPECIFICATIONS.
- ACCESSIBLE PARKING & ACCESSIBLE SYMBOL TO BE PAINTED COLOR & SIZE AS REQUIRED BY THE GOVERNING ACCESSIBILITY CODE. CONCRETE PAVEMENT PARKING LINES FOR ACCESSIBLE SPACES SHALL BE THE SAME AS ABOVE EXCEPT USE BLUE OR YELLOW PAINT PENDING JURISDICTIONAL AND INSPECTOR APPROVAL.
- THE STRIPING CONTRACTOR SHALL VERIFY THE COLORS WITH THE OWNER PRIOR TO PURCHASING AND/OR INSTALLATION OF THE MATERIALS. MATERIALS AND CRAFTSMANSHIP SHALL BE WARRANTED FOR NO LESS THAN (1) ONE YEAR.
- PAINT SHALL BE APPLIED AT A THICKNESS OF 22 WET MILS AND 15 DRY MILS FOR ALL VEHICULAR TRAFFIC AREAS INCLUDING PARKING STALLS.

**12 TYPICAL PARKING STALL DETAILS**  
N.T.S. P-2-LOTS-27

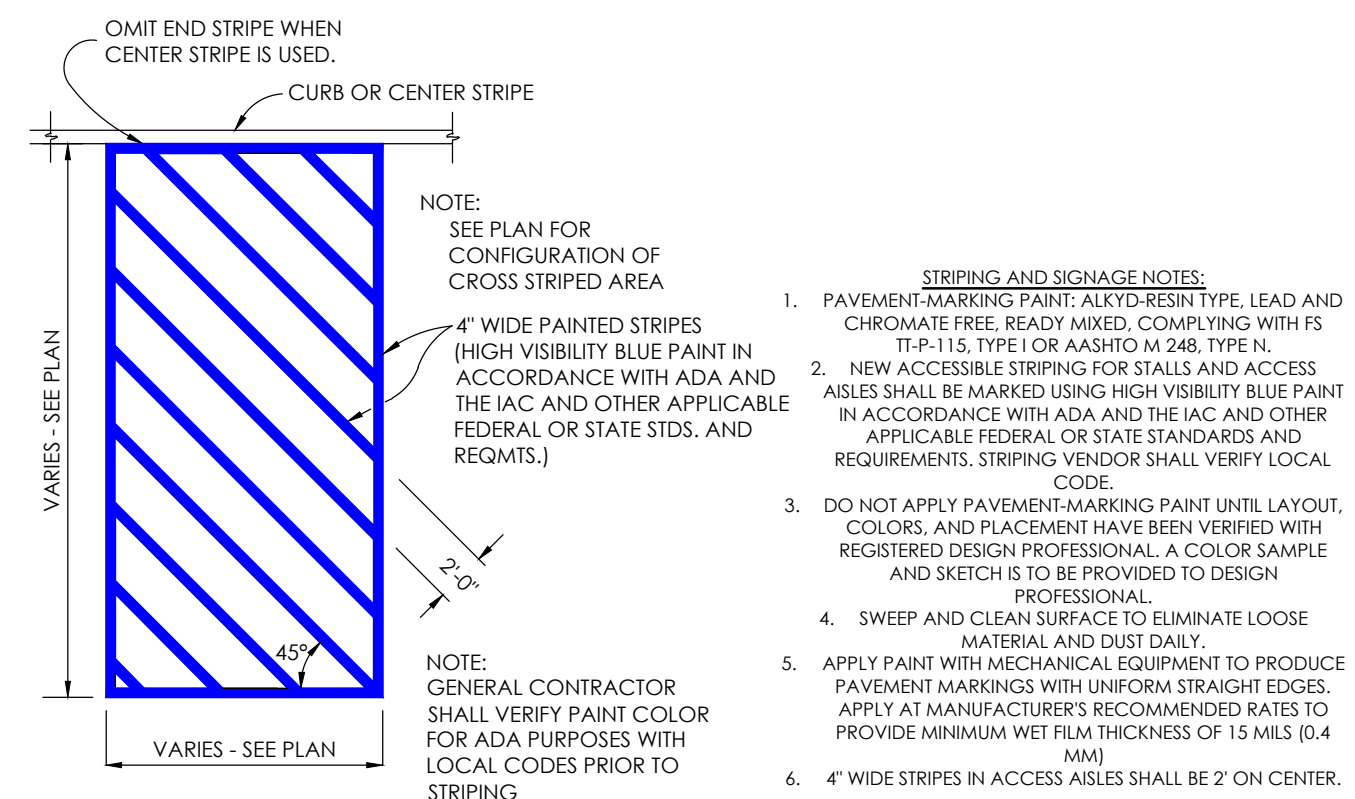


**11 CONCRETE SIDEWALK DETAIL**  
N.T.S. P-2-LOTS-08

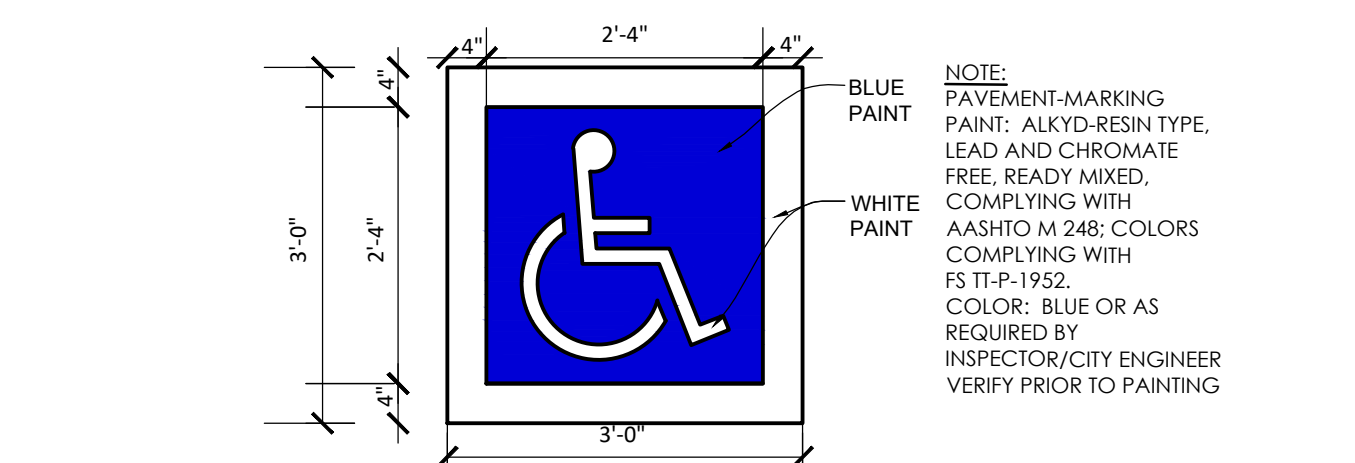


- GENERAL RAMP NOTES**
- CURB CUT RAMP ARE TO BE LOCATED AS SHOWN ON PLANS (CENTERED ON ACCESS AISLES) OR A DIRECTED.
  - RAMP SHALL HAVE A LIGHT BROOM SWEEP FINISH PER ADA REQUIREMENTS.
  - CARE SHALL BE TAKEN TO ASSURE A UNIFORM GRADE ON ALL RAMP WITH NO BREAKS IN GRADE.
  - THE NORMAL GUTTER LINE/EXISTING PAVEMENT PROFILE SHALL BE MAINTAINED THROUGH THE AREA OF THE RAMP.
  - PRE-MOLDED EXPANSION JOINT TO BE PROVIDED AT RAMP EDGES SHALL BE A MAXIMUM 1/4" WIDE. THE TOP OF THE NON-SHRINK JOINT FILLER FOR ALL RAMP TYPES SHALL BE FLUSH WITH ADJACENT CONCRETE. NO JOINTS OF ANY TYPE SHALL BE INSTALLED IN RAMP.

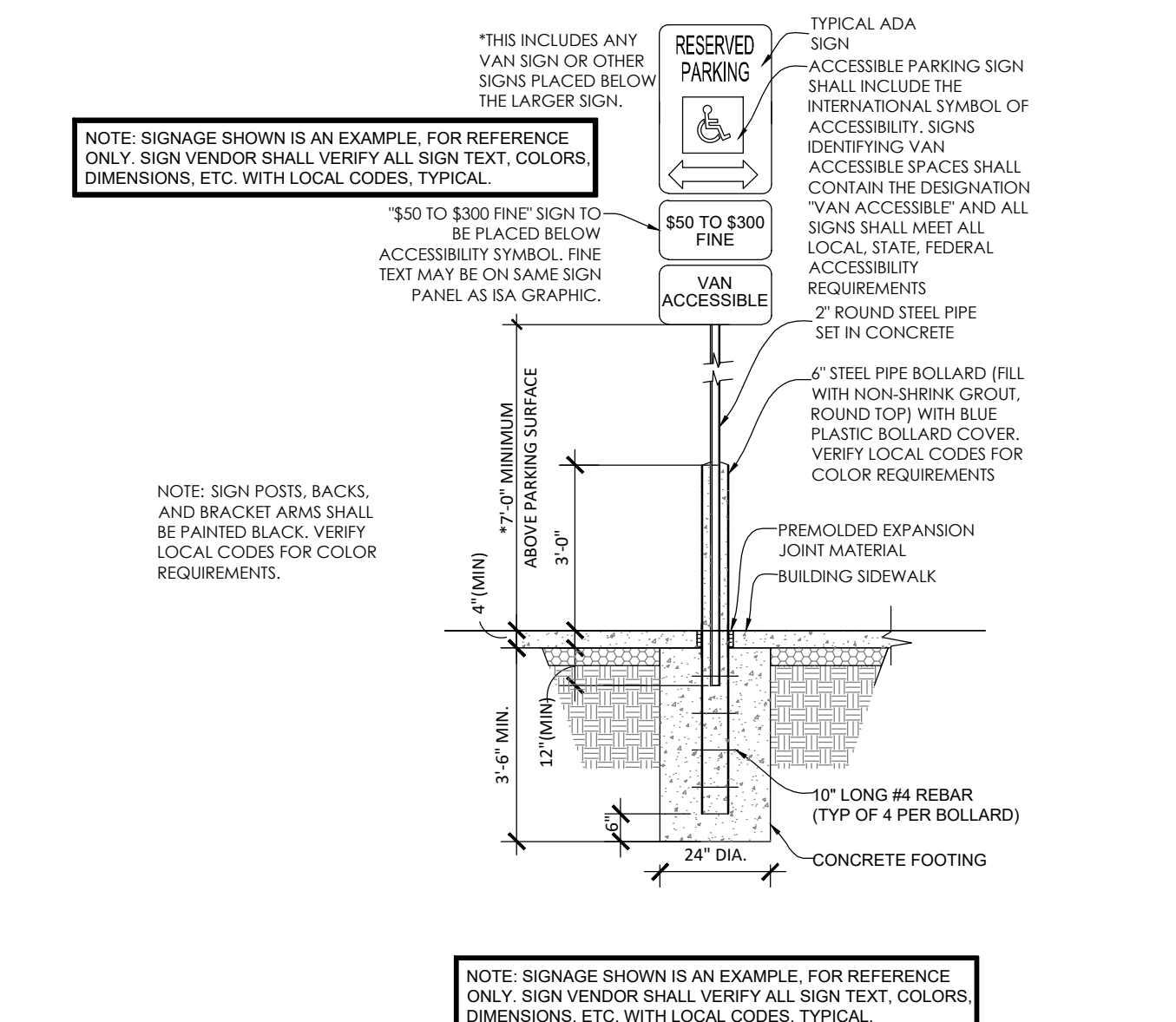
**10 ACCESSIBLE CURB RAMP DETAIL**  
NOT TO SCALE P-2-LOTS-15



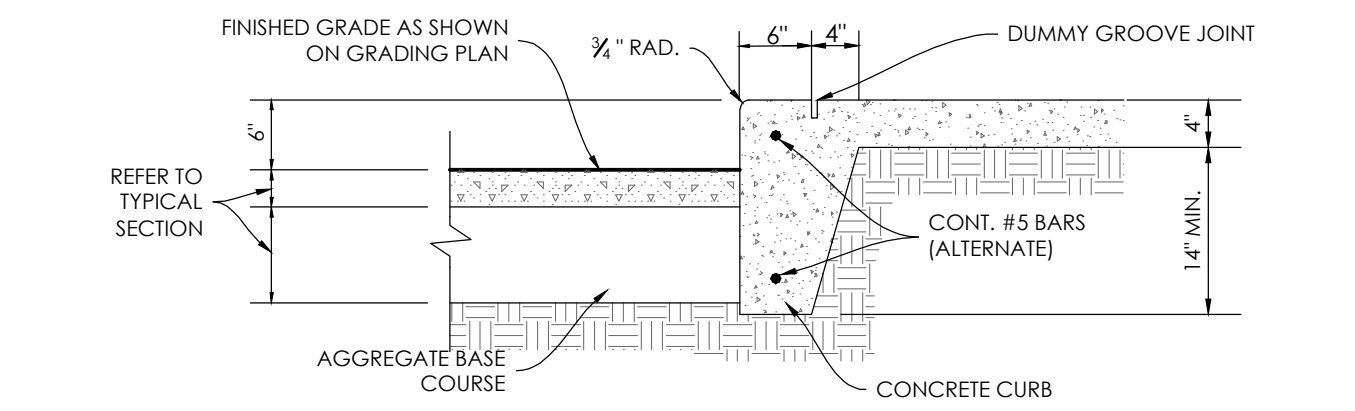
**8 INTERNATIONAL SYMBOL OF ACCESSIBILITY**  
NOT TO SCALE P-2-LOTS-05



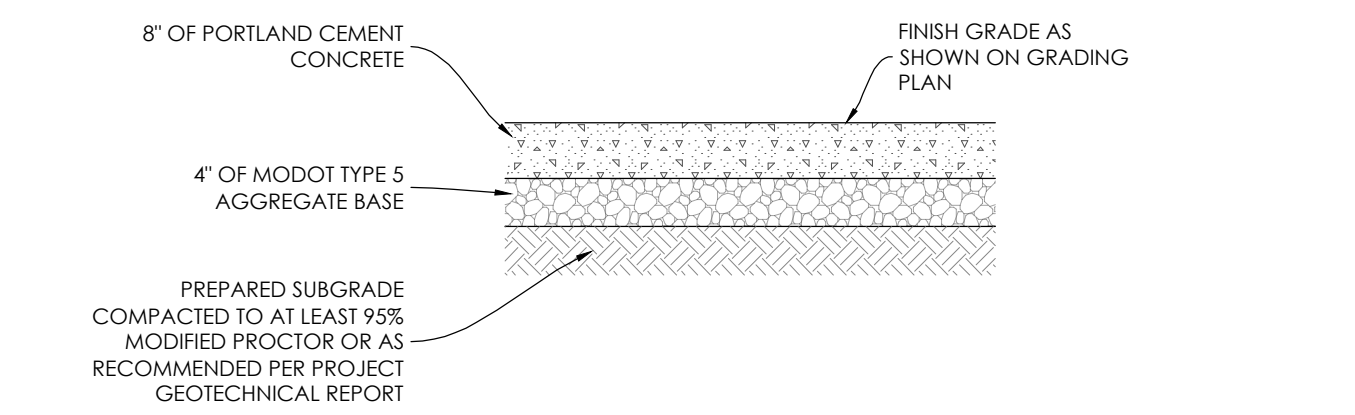
**4 ASPHALT PAVEMENT DETAIL (MEDIUM DUTY)**  
N.T.S. P-2-LOTS-17



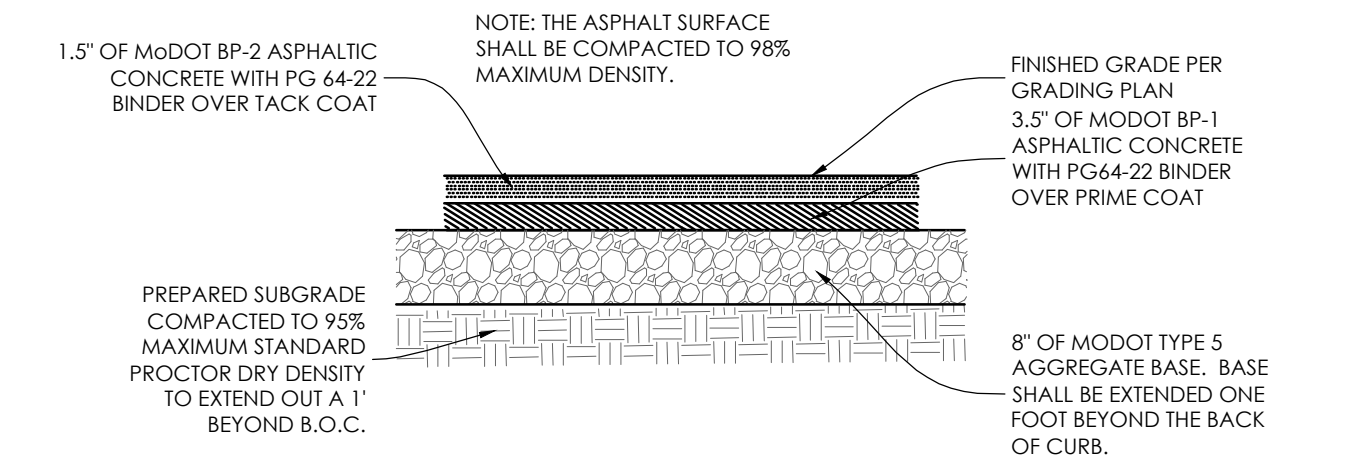
**3 ASPHALT PAVEMENT DETAIL (LIGHT DUTY)**  
N.T.S. P-2-LOTS-66



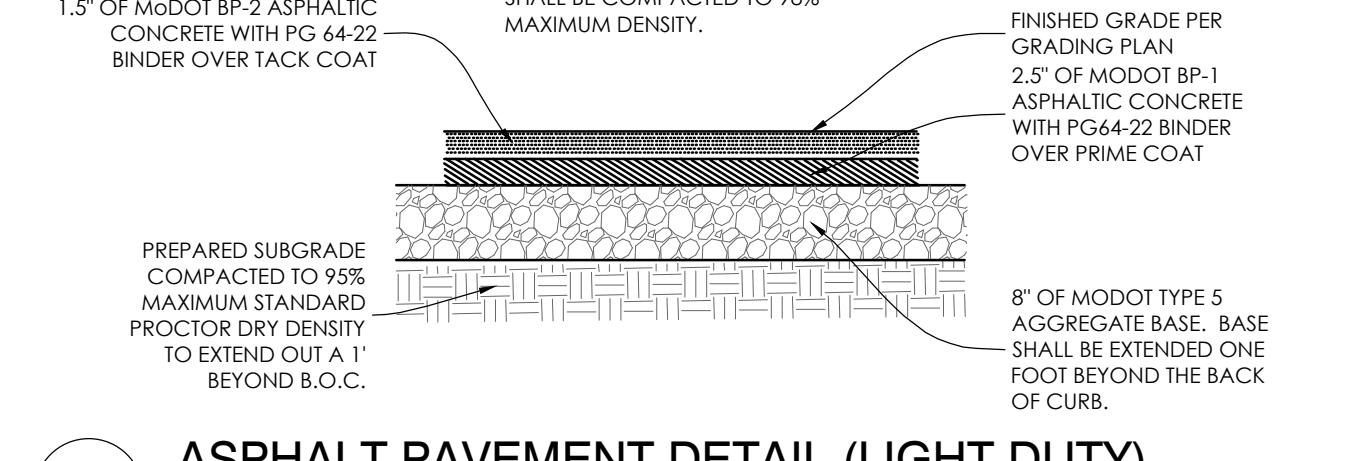
**7 ACCESSIBLE PARKING SIGN**  
N.T.S. P-2-LOTS-03



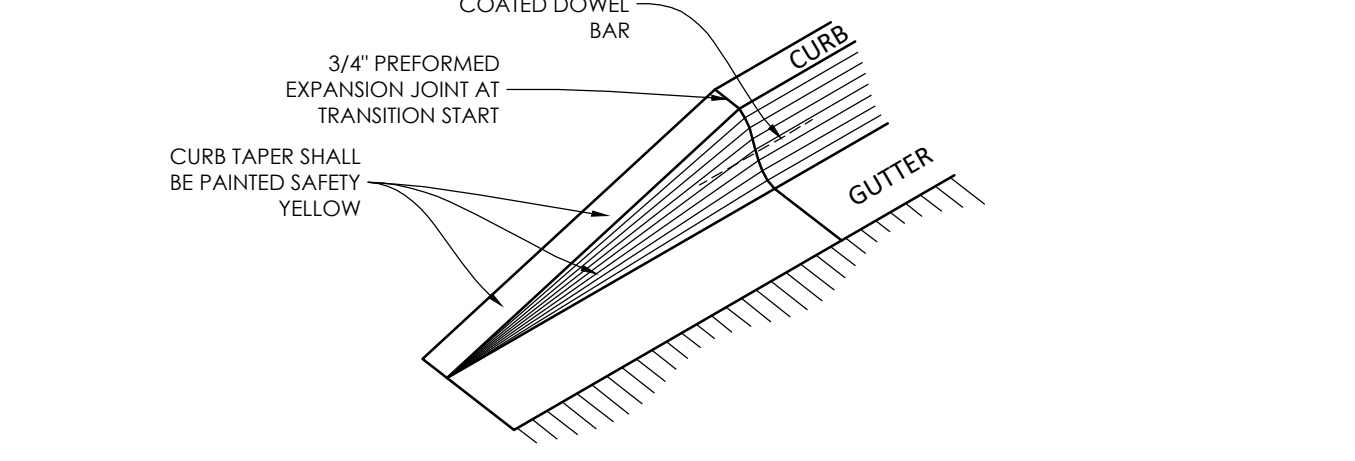
**5 HEAVY DUTY CONCRETE DETAIL**  
N.T.S. P-2-LOTS-09



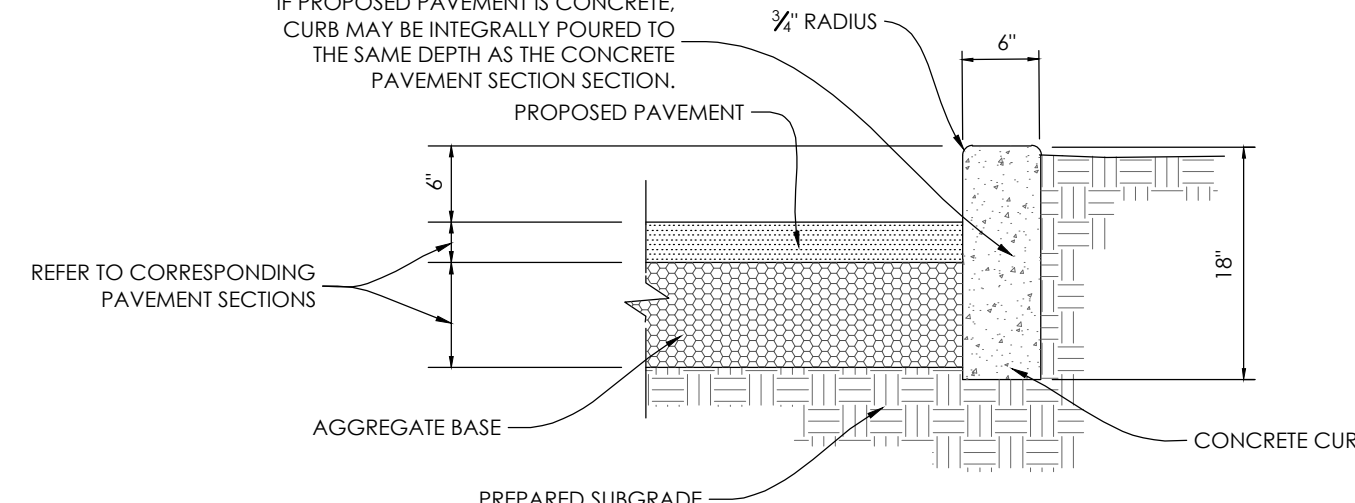
**4 ASPHALT PAVEMENT DETAIL (MEDIUM DUTY)**  
N.T.S. P-2-LOTS-17



**3 ASPHALT PAVEMENT DETAIL (LIGHT DUTY)**  
N.T.S. P-2-LOTS-66



**2 CURB TRANSITION**  
NOT TO SCALE P-2-LOTS-16



**6 INTEGRAL CONCRETE CURB AND SIDEWALK DETAIL**  
N.T.S. P-2-LOTS-23



**ENGINEERS AUTHENTICATION**  
The responsibility for professional engineering liability on this project is hereby limited to the set of plans authorized by the seal, signature, and date hereunder attached. Responsibility is documented for all other engineering plans involved in this project and specifically requires review after the date stated hereunder.

STEVEN D. MARION, P.E.  
PROFESSIONAL ENGINEER  
PE 2006007195

**NOLES PROPERTIES LLC**  
LOT 5 - HEARTLAND DENTAL  
958 BRYAN ROAD  
O'FALLON, MO 63366  
NOLES PROPERTIES  
11361 OLIVE BLVD  
CREVE COEUR, MO 63141

Project  
Date 10/6/2023

#	Revision Date	Description of Changes
1	11/16/2023	REVISED PER CITY COMMENTS
2	11/14/2023	REVISED PER CITY COMMENTS

Sheet Number  
**C-600**

Project No. 2202920  
Drawn By C. KILE  
Checked By M. FOGARTY  
PERMIT SET