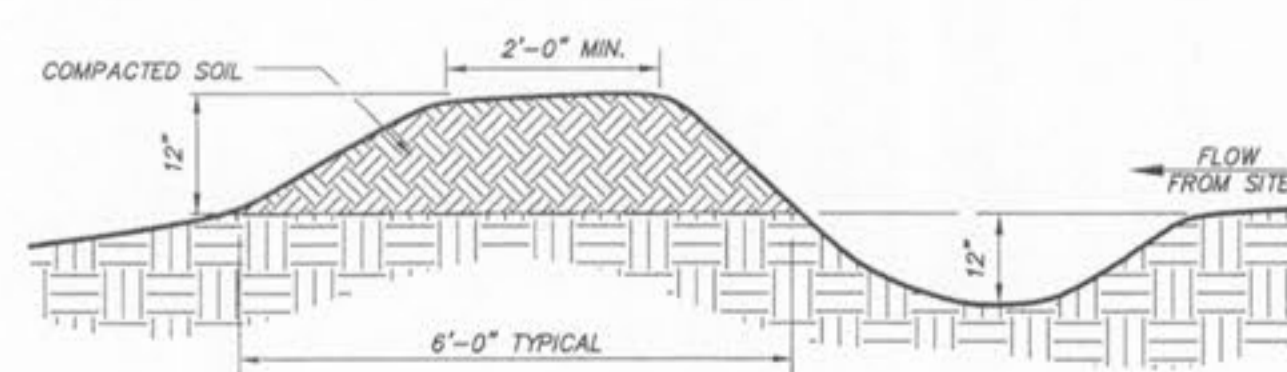


- ATTACH THE WOVEN WIRE FENCE TO EACH POST AND THE GEOTEXTILE TO THE WOVEN WIRE FENCE (SPACED EVERY 30") WITH THREE WIRE TIES OR OTHER FASTENERS, ALL SPACED WITHIN THE TOP 8" OF THE FABRIC. ATTACH EACH TIE DIAGONALLY 45 DEGREES THROUGH THE FABRIC, WITH EACH PUNCTURE AT LEAST 1" VERTICALLY APART.
- WHEN TWO SECTIONS OF SILT FENCE MATERIAL ADJOIN EACH OTHER, THEY SHALL BE OVERLAPPED ACROSS TWO POSTS.
- MAINTENANCE SHALL BE PERFORMED AS NOTED IN THE SWPPP. DEPTH OF ACCUMULATED SEDIMENTS MAY NOT EXCEED ONE-HALF THE HEIGHT OF THE FABRIC. MAINTENANCE CLEANOUT MUST BE CONDUCTED REGULARLY TO PREVENT ACCUMULATED SEDIMENTS FROM REACHING ONE-HALF THE HEIGHT OF THE SILT FENCE MATERIAL ABOVE GRADE.
- ALL SILT FENCE INLETS SHALL INCLUDE WIRE SUPPORT.

SILT FENCE INLET PROTECTION

NOT TO SCALE



- NOTES:
ADDITIONAL DIVERSION BERMS SHALL BE USED AS NECESSARY TO CONTROL RUN-OFF.
TEMPORARY SEED BERM.

TEMPORARY DIVERSION DIKE

NOT TO SCALE

SEED MIX SPECIFICATIONS

GENERAL
SEEDING CAN BE USED FOR TEMPORARY OR PERMANENT STABILIZATION. DISTURBED AREAS OF THE SITE WHERE CONSTRUCTION ACTIVITY HAS CEASED FOR MORE THAN 14 DAYS (OR MORE FREQUENT IF REQUIRED BY THE STATE NPDES PERMIT) SHALL BE TEMPORARILY SEEDDED AND WATERED. AREAS WHERE FINAL GRADING HAS BEEN COMPLETED FOR MORE THAN 14 DAYS SHALL BE TEMPORARILY OR PERMANENTLY SEEDDED. TEMPORARY SEED MIXTURES ARE SPECIFIED BELOW. PERMANENT SEED MIXTURES SHALL BE SEEDDED DURING SEASON SPECIFIED.

SEEDING MIXTURES, SPECIFICATIONS

TYPE 1A, LAWN MIXTURE, SUNNY CONDITIONS

TYPE OF SEED	APPLICATION RATE (lb./acre)
KENTUCKY BLUEGRASS CULTIVAR	40
KENTUCKY BLUEGRASS CULTIVAR (NOT SAME VARIETY AS ABOVE)	40
KENTUCKY BLUEGRASS CULTIVAR (NOT SAME VARIETY AS ABOVE)	40
CREEPING RED FESCUE	15
CERTIFIED FINE-LEAFED PERENNIAL RYEGRASS	15
CERTIFIED FINE-LEAFED PERENNIAL RYEGRASS (NOT SAME VARIETY AS ABOVE)	15
TOTAL	165

TYPE 2, EROSION CONTROL MIXTURE

TYPE OF SEED	APPLICATION RATE (lb./acre)
KENTUCKY BLUEGRASS (MIX OF TWO CULTIVARS)	20
KENTUCKY J1 FESCUE	10
FESCUE, KENTUCKY J1 OR FAWN	5
PERENNIAL RYEGRASS	15
TOTAL	60

TYPE 5, STABILIZING CROP (TEMPORARY)

TYPE OF SEED	APPLICATION RATE (lb./acre)
SPRING - FEBRUARY 1-MAY 20: WINTER RYE	1 BUSHEL
SPRING WHEAT OR OATS	1 BUSHEL
FESCUE, KENTUCKY J1 OR FAWN	45
ANNUAL LESPEDEZA	15
SUMMER - MAY 21-JULY 20: OATS OR SPRING WHEAT (OR COMBINATION)	2 BUSHELS
FESCUE, KENTUCKY J1 OR FAWN	45
ANNUAL LESPEDEZA	15
FALL - JULY 21-NOVEMBER 15: WINTER RYE	2 BUSHELS
FESCUE, KENTUCKY J1 OR FAWN	45
ANNUAL LESPEDEZA	15

MULCH SEEDDED AREA WITH 2 TONS PER ACRE CLEAN GRAIN STRAW, ANCHOR STRAW WITH HYDRAULIC WOOD FIBER MULCH AT THE RATE OF 1000 LBS PER ACRE, OR 150-200 POUNDS OF ORGANIC MULCH TACKIFIER PER ACRE, OR USE NETTING.

SEED BED PREPARATION (PERMANENT SEEDING)

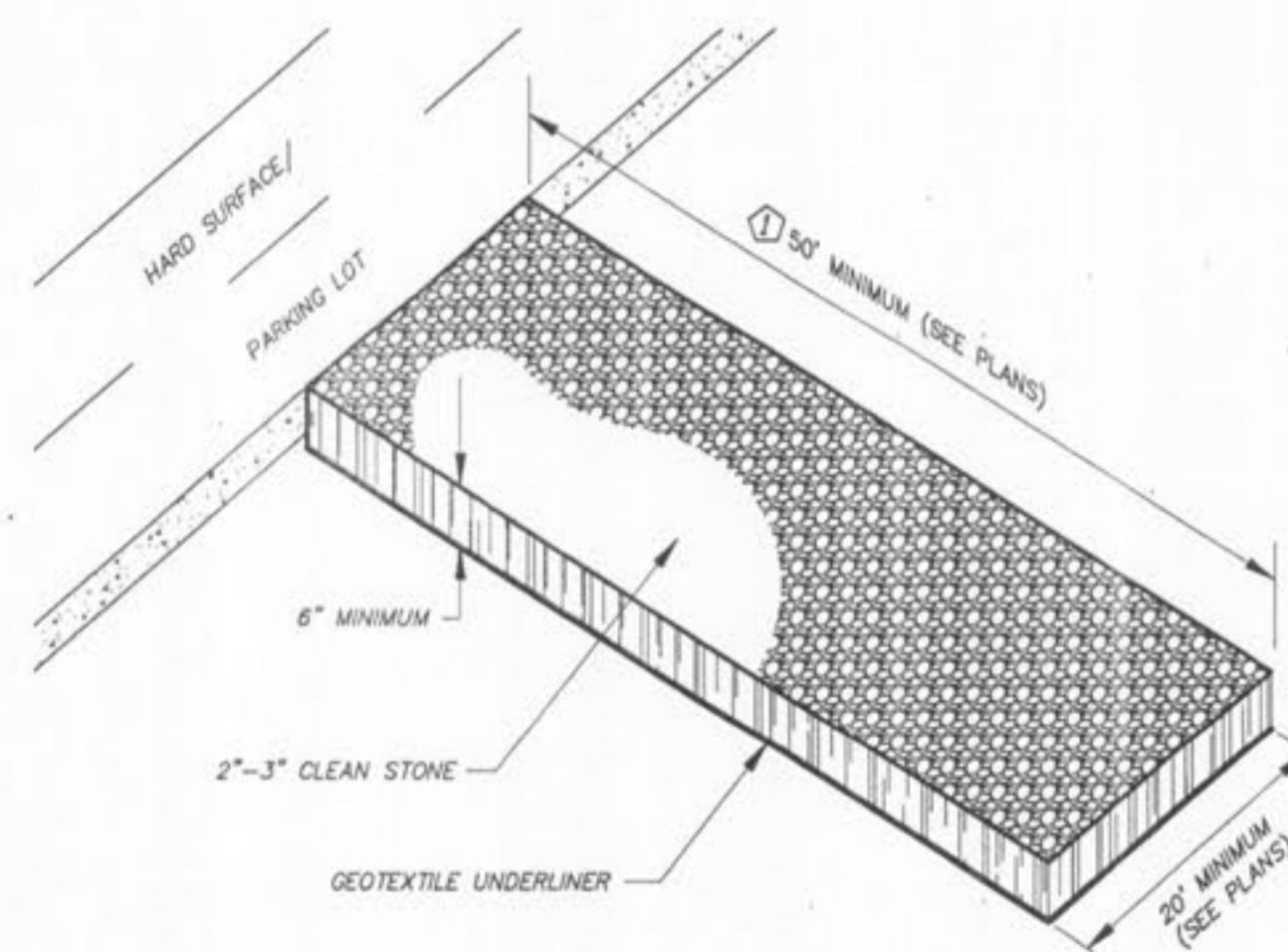
SURFACE WATER CONTROL MEASURES SHALL BE IN PLACE. AREA TO BE SEEDDED SHALL BE RIPPED AND SPREAD WITH AVAILABLE TOPSOIL. TOTAL SEEDBED PREPARED DEPTH SHOULD BE AT LEAST 4 INCHES. LOOSE ROCKS, ROOTS AND OTHER OBSTRUCTIONS NEED TO BE REMOVED FROM THE SURFACE SO THAT THEY WILL NOT INTERFERE WITH THE ESTABLISHMENT AND MAINTENANCE OF VEGETATION. SURFACE FOR FINAL SEEDBED PREPARATION SHOULD BE AT FINISH GRADE AND BE REASONABLY SMOOTH AND UNIFORM.

IF NO SOIL TEST IS TAKEN, FERTILIZER AND LIME SHOULD BE ACCORDING TO SEEDING SPECIFICATIONS. IF SOIL TEST IS TAKEN, APPLY FERTILIZER AND LIME ACCORDING TO SOIL TEST REPORT. FERTILIZER AND LIME SHALL BE APPLIED UNIFORMLY AND MIXED WITH THE SOIL DURING SEEDBED PREPARATION. WEIGHTS, SEED SPECIES AND PERCENTAGE OF PURITY AND GERMINATION MUST BE CHECKED PRIOR TO SEEDING.

SEEDING SHALL BE ACCOMPLISHED IN TWO DIRECTIONS AND AT RIGHT ANGLES TO EACH OTHER. LAWN AREAS SHALL BE SEEDDED AT THE RATE INDICATED ON THE DRAWINGS BY SOWING EVENLY WITH AN APPROVED MECHANICAL CULTI-PACKER SEEDER TO COVER THE SEED AND FORM THE SEEDBED IN ONE OPERATION. IF BROADCAST SEEDER IS USED THE SEEDING RATE SHALL BE TWO (2) TIMES THE DRILL RATE. IN INACCESSIBLE AREAS, THE SEED SHALL BE LIGHTLY RAKED WITH FLEXIBLE RAKES AND ROLLED WITH A WATER BALLAST ROLLER. AFTER ROLLING SEEDDED AREAS ARE TO BE MULCHED ACCORDING TO SPECIFICATION. IF HYDROSEED OPERATION IS USED, SEEDING RATE SHALL BE FIVE (5) TIMES THE DRILL RATE INDICATED ON THE DRAWINGS.

IF SEEDING CAN NOT BE ACCOMPLISHED DUE TO SEASONAL CONSTRAINTS, APPLY STRAW MULCH AND TACKIFIER TO ALL SLOPES AND DISTURBED AREAS UNTIL PERMANENT SEEDING IS ALLOWED. IN THE EVENT SEEDING OCCURS OUT OF SEASON, MAINTENANCE SHALL OCCUR AND CONTINUE INTO THE FOLLOWING GROWING SEASON OR UNTIL A UNIFORM STAND OF THE SPECIFIED PERMANENT GRASSES HAVE BEEN ESTABLISHED AND THE SITE HAS REACHED 85% STABILIZATION. PERMANENT AND TEMPORARY SEEDING SHALL BE ACCOMPLISHED THROUGHOUT THE CONSTRUCTION PROCESS.

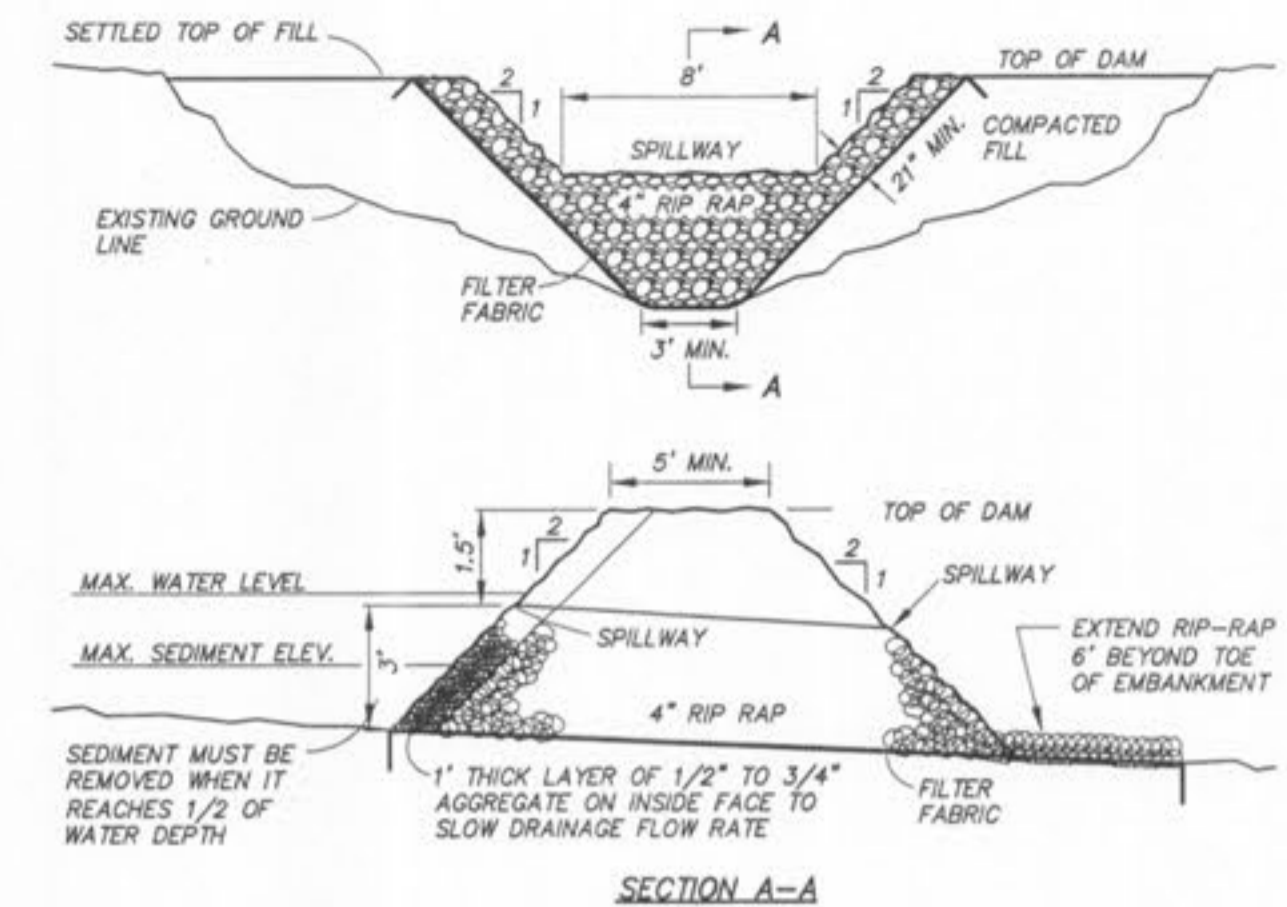
INSPECTION
INSPECT SEEDDED AREAS FREQUENTLY. IF SEEDDED AREAS FAIL TO GERMINATE, OR TO PROVIDE ADEQUATE GROUND COVERAGE, THE AREA SHALL BE RE-SEEDDED UNTIL FINAL STABILIZATION IS ACHIEVED. ALL EROSION AND SEDIMENT CONTROL MEASURES SHALL BE INSPECTED AT MINIMUM EVERY SEVEN (7) CALENDAR DAYS AND WITHIN 24-HOURS OF A RAINFALL EVENT OF GREATER THAN .5 INCHES OF RAIN DURING A 24-HOUR PERIOD (OR MORE FREQUENTLY IF REQUIRED BY THE STATE NPDES GENERAL PERMIT) THROUGHOUT CONSTRUCTION UNTIL FINAL STABILIZATION IS ACHIEVED OR MORE FREQUENTLY IF REQUIRED BY STATE NPDES GENERAL PERMIT.



TEMPORARY TRUCK WASH OFF AREA/CONSTRUCTION ENTRANCE

NOT TO SCALE

- NOTE:
CONTRACTOR SHALL PROVIDE WATER TO THE TEMPORARY WASH OFF AREA. IF ON-SITE WATER IS NOT AVAILABLE, CONTRACTOR SHALL PROVIDE A WATER TRUCK.

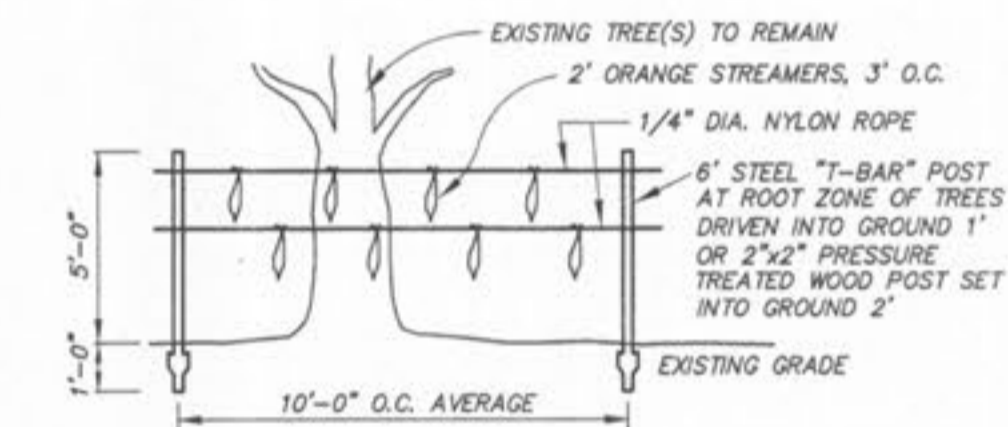


NOTES:

- SEDIMENT REMOVED FROM STRUCTURE SHALL BE DISPOSED OF AS DIRECTED BY OWNER.

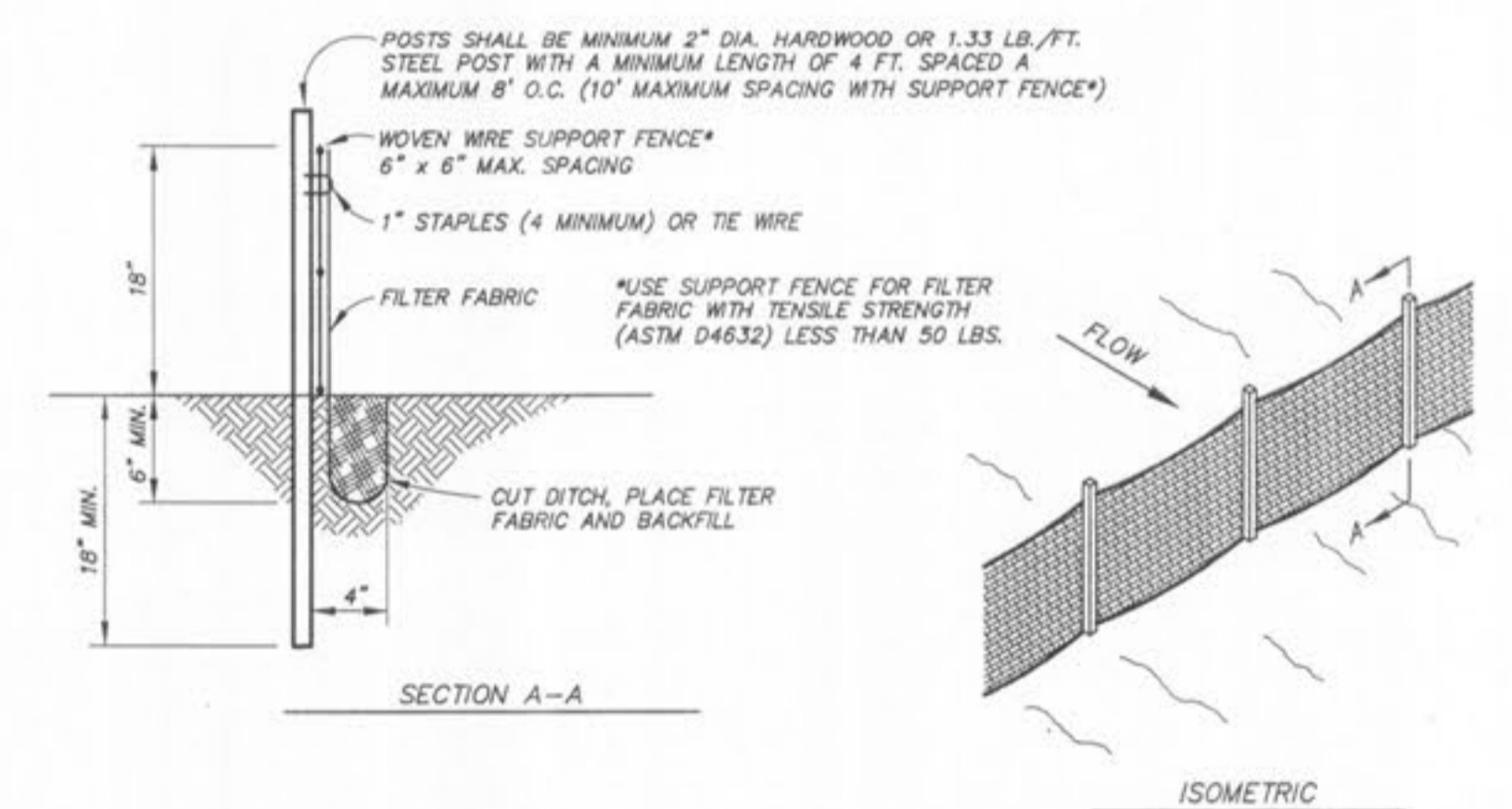
TEMPORARY SEDIMENT TRAP

NOT TO SCALE



TREE PROTECTION BARRIER

NOT TO SCALE



NOTES:

- CONTRACTOR SHALL INSTALL SILT FENCE AT TOE OF SLOPES OF ALL AREAS AFFECTED BY CONSTRUCTION PRIOR TO ANY EXCAVATION ON THE SITE.
- SILT FENCE SHALL REMAIN UNTIL VEGETATION HAS BEEN ESTABLISHED ON AFFECTED AREAS TO PREVENT EROSION.
- ALL CONTROL MEASURES WILL BE INSPECTED AT LEAST WEEKLY AND WITHIN 24 HOURS FOLLOWING A RAINFALL EVENT OF 0.5 INCHES OR GREATER.
- ALL MEASURES WILL BE MAINTAINED IN GOOD WORKING ORDER; IF REPAIRS ARE FOUND TO BE NECESSARY, THEY WILL BE INITIATED WITHIN 24 HOURS OF REPORT.
- BUILT UP SEDIMENT WILL BE REMOVED FROM SILT FENCE WHEN IT HAS REACHED ONE-THIRD THE HEIGHT OF THE FENCE.
- SILT FENCES WILL BE INSPECTED FOR DEPTH OF SEDIMENT, TEARS, ETC., TO SEE IF THE FABRIC IS SECURELY ATTACHED TO THE FENCE POSTS, AND TO SEE THAT THE FENCE POSTS ARE SECURELY IN THE GROUND.

SILT FENCE DETAIL

NOT TO SCALE

PLANNING & DEVELOPMENT #1709.03 APPROVED JANUARY 7, 2010

EROSION CONTROL DETAILS

HILLMANN PLACE

ST. CHARLES COUNTY, O'FALLON, MISSOURI

	<p>Surveyed: jP</p> <p>Drawn: BR</p> <p>Checked: MK</p>		<p>1113 Fay Street Columbia, Missouri 573-449-2646 Missouri Engineering Corporation #2004005018</p>	<p>Revised</p>
	<p>Scale AS SHOWN</p>	<p>Date JUNE 4, 2010</p>		