

<b>GUTTER SUMPS FOR VERTICAL CURB</b>	<b>METROPOLITAN ST. LOUIS SEWER DISTRICT Standard Details of Sewer Construction</b>	Dr. W.S.H. Ch. J.C.K.	1992	SHEET 55
---------------------------------------	---	-----------------------	------	----------

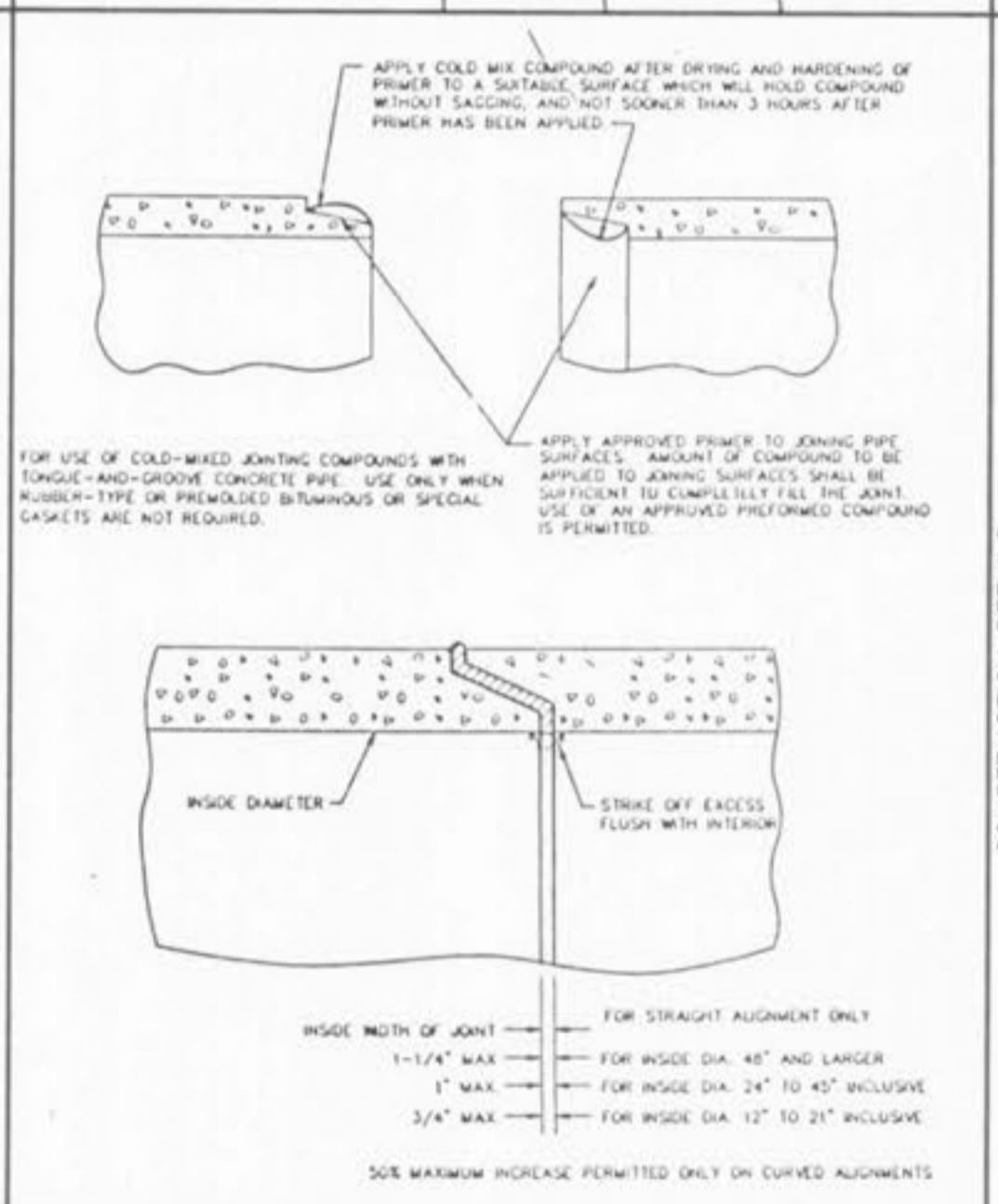
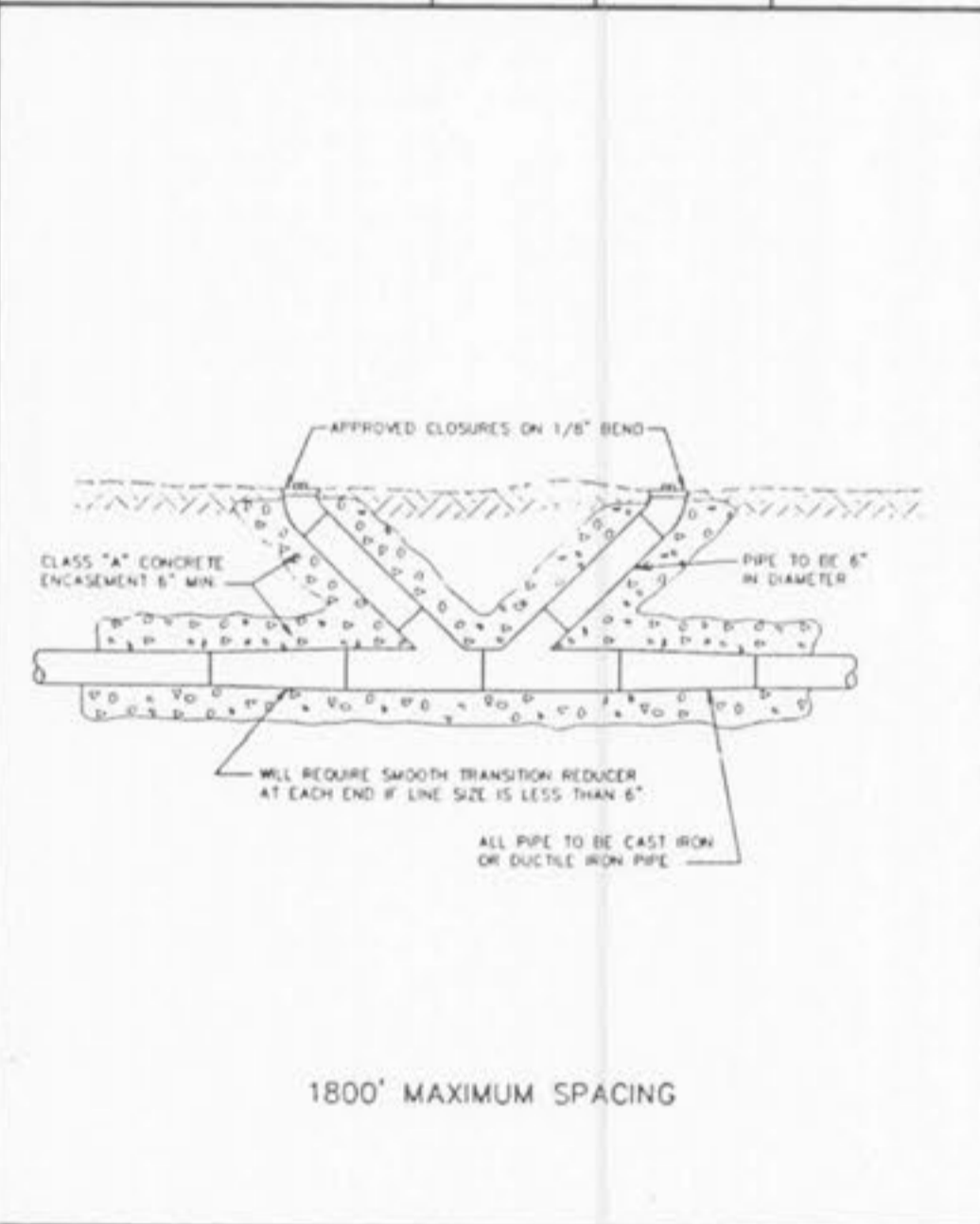
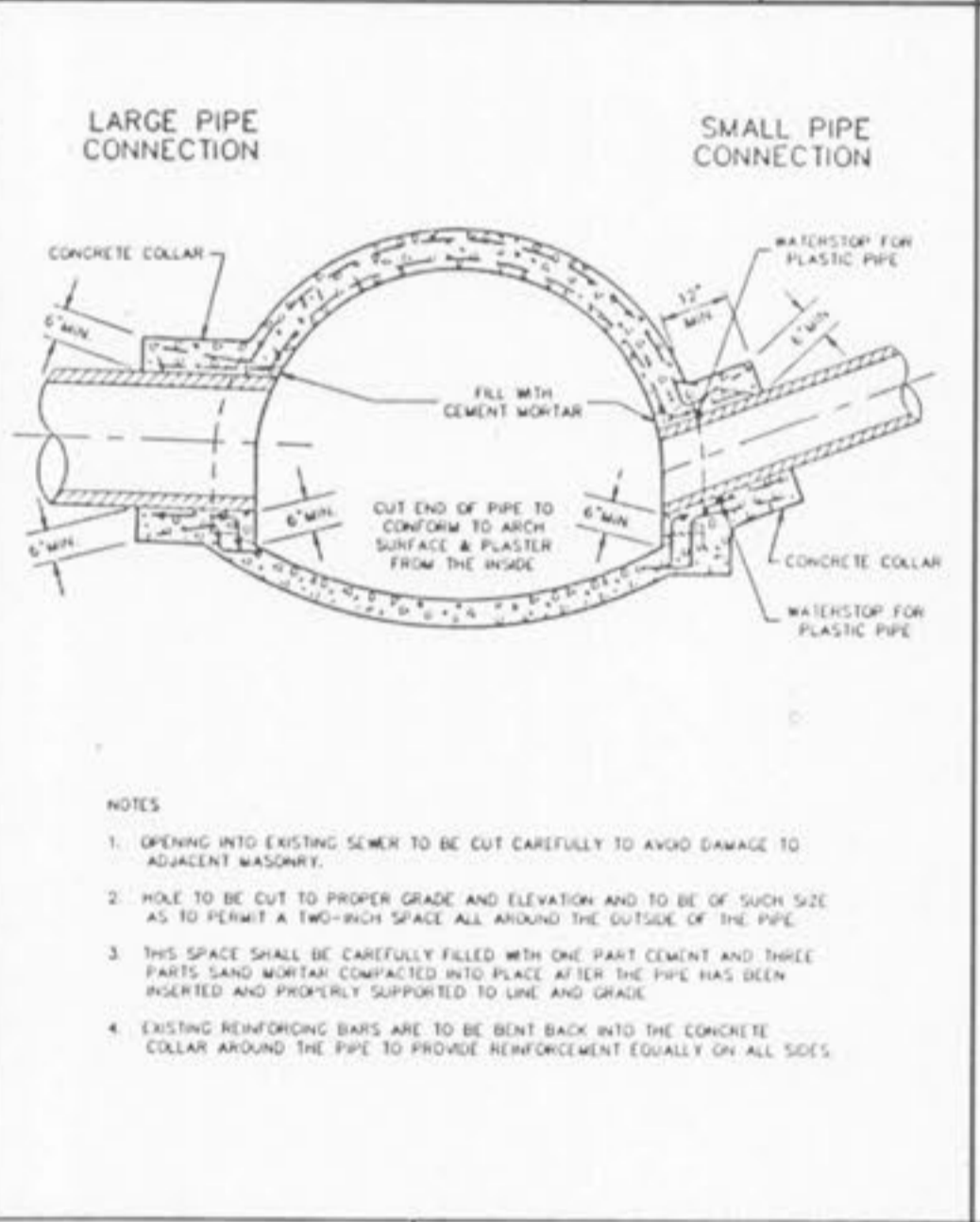
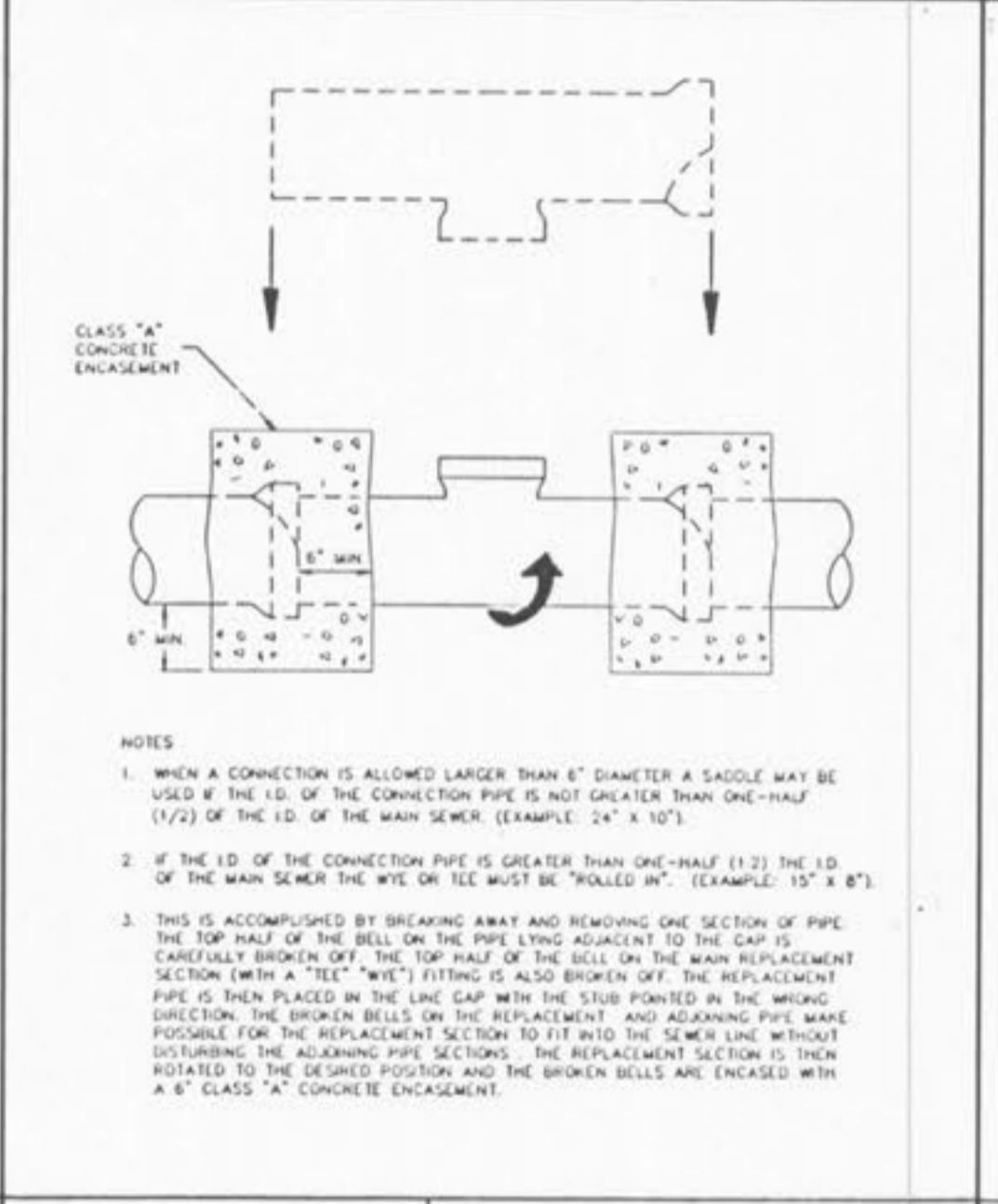
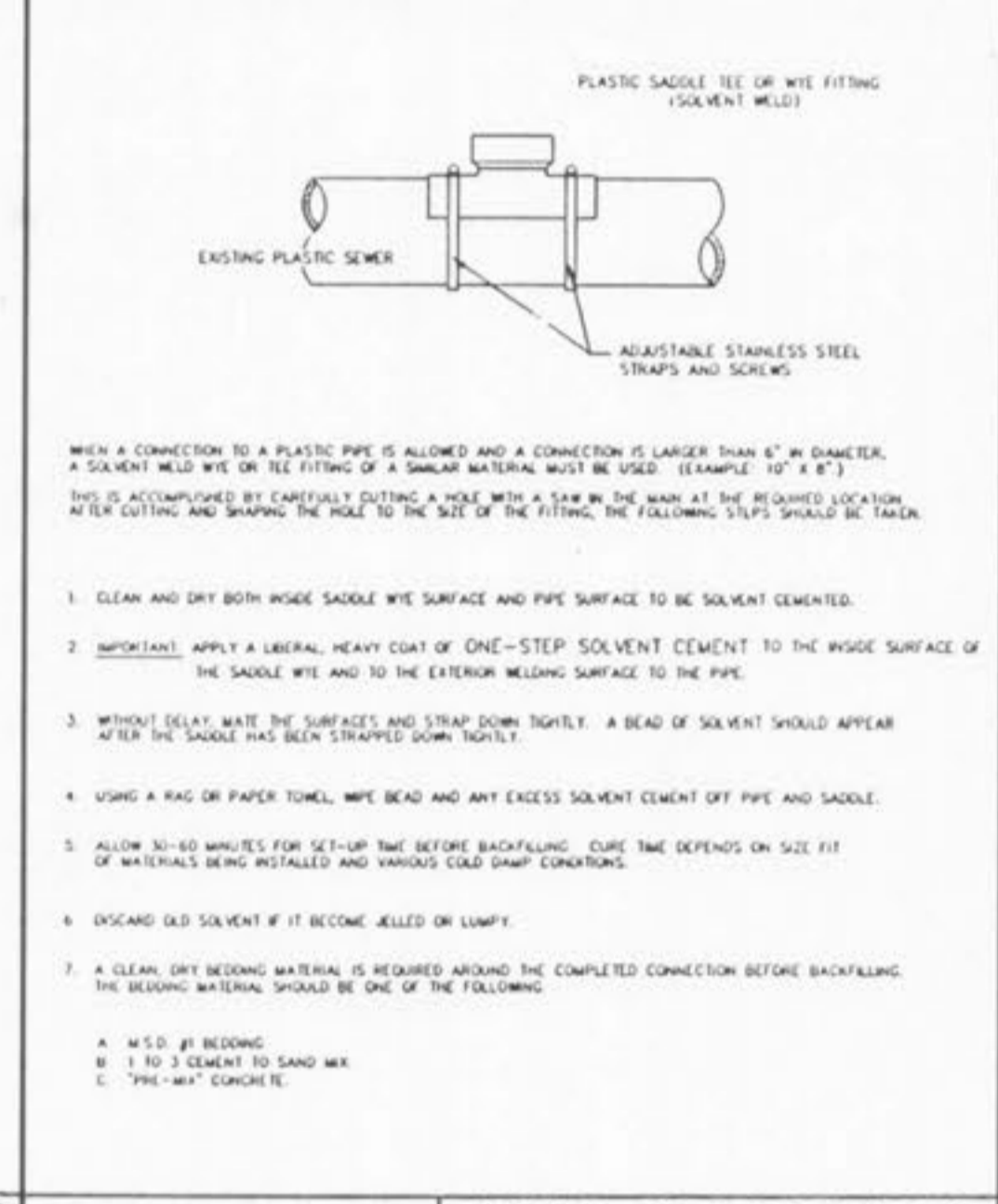
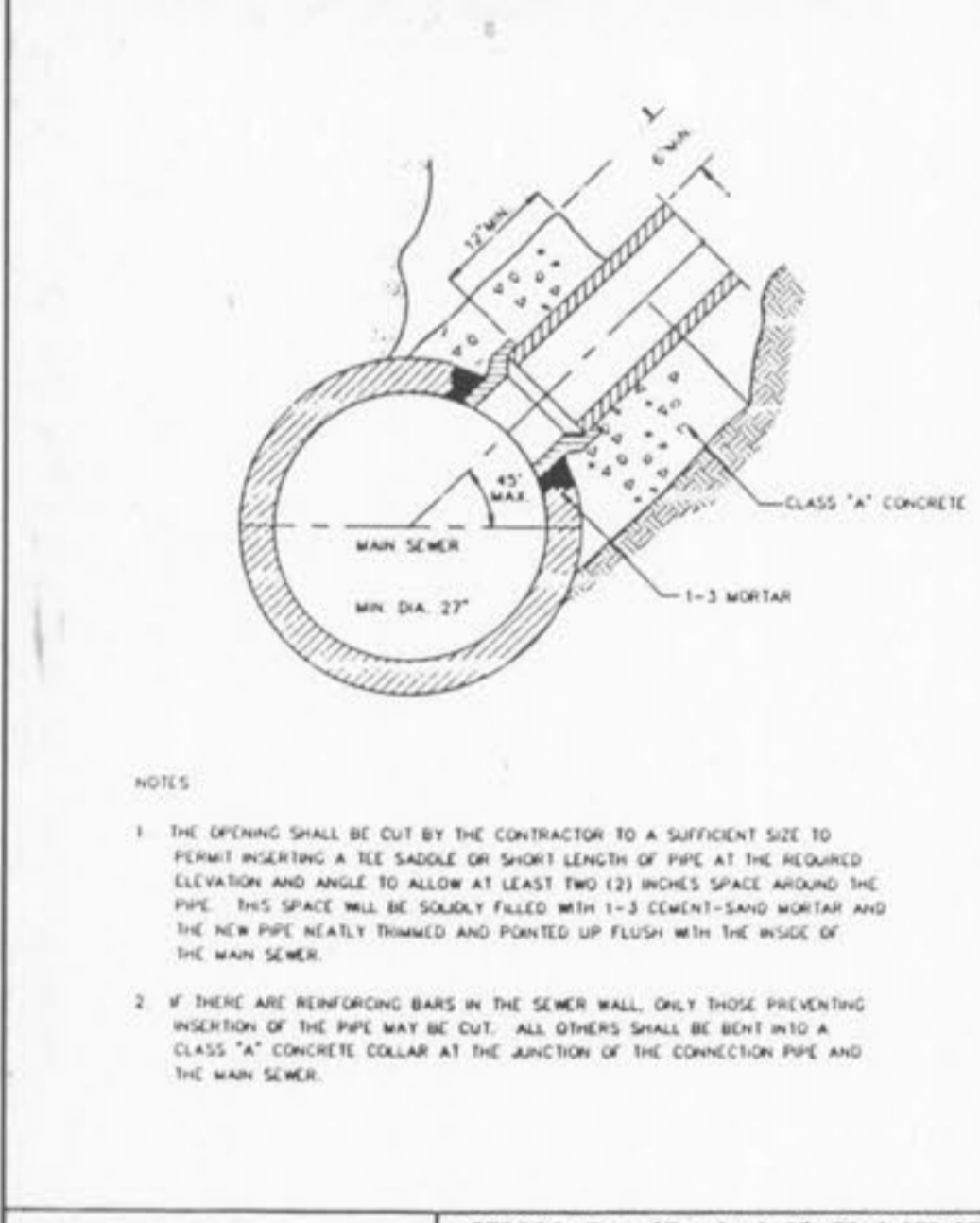
<b>GUTTER SUMP FOR LIP CURB</b>	<b>METROPOLITAN ST. LOUIS SEWER DISTRICT Standard Details of Sewer Construction</b>	Dr. R.C.W. Ch. J.C.K.	1992	SHEET 56
---------------------------------	---	-----------------------	------	----------

<b>FLARED END SECTION</b>	<b>METROPOLITAN ST. LOUIS SEWER DISTRICT Standard Details of Sewer Construction</b>	Dr. W.S.H. Ch. J.C.K.	1992	SHEET 57
---------------------------	---	-----------------------	------	----------

<b>STORMWATER CHANNELS</b>	<b>METROPOLITAN ST. LOUIS SEWER DISTRICT Standard Details of Sewer Construction</b>	Dr. R.C.W. Ch. J.C.K.	1992	SHEET 58
----------------------------	---	-----------------------	------	----------

<b>HOUSE CONNECTION TO EXISTING TEE OR WYE</b>	<b>METROPOLITAN ST. LOUIS SEWER DISTRICT Standard Details of Sewer Construction</b>	Dr. D.A.B. Ch. J.C.K.	1992	SHEET 59
--	---	-----------------------	------	----------

<b>MACHINE TAP</b>	<b>METROPOLITAN ST. LOUIS SEWER DISTRICT Standard Details of Sewer Construction</b>	Dr. W.S.H. Ch. J.C.K.	1992	SHEET 60
--------------------	---	-----------------------	------	----------



<b>HOUSE CONNECTIONS ALLOWED BY TEE SADDLE</b>	<b>METROPOLITAN ST. LOUIS SEWER DISTRICT Standard Details of Sewer Construction</b>	Dr. D.A.B. Ch. J.C.K.	1992	SHEET 61
--	---	-----------------------	------	----------

<b>8" (&amp; LARGER) CONNECTION TO PLASTIC MAIN</b>	<b>METROPOLITAN ST. LOUIS SEWER DISTRICT Standard Details of Sewer Construction</b>	Dr. D.A.B. Ch. J.C.K.	1992	SHEET 62
---	---	-----------------------	------	----------

<b>"ROLL-IN" (FOR EXISTING CLAY OR CONCRETE PIPE)</b>	<b>METROPOLITAN ST. LOUIS SEWER DISTRICT Standard Details of Sewer Construction</b>	Dr. D.A.B. Ch. J.C.K.	1992	SHEET 63
---	---	-----------------------	------	----------

<b>CONNECTIONS TO LARGE SEWERS</b>	<b>METROPOLITAN ST. LOUIS SEWER DISTRICT Standard Details of Sewer Construction</b>	Dr. W.S.H. Ch. J.C.K.	1992	SHEET 64
------------------------------------	---	-----------------------	------	----------

<b>FORCE MAIN CLEANOUT (6" DIA. &amp; SMALLER)</b>	<b>METROPOLITAN ST. LOUIS SEWER DISTRICT Standard Details of Sewer Construction</b>	Dr. R.C.W. Ch. J.C.K.	1992	SHEET 65
--	---	-----------------------	------	----------

<b>TONGUE AND GROOVE CONCRETE PIPE JOINTS</b>	<b>METROPOLITAN ST. LOUIS SEWER DISTRICT Standard Details of Sewer Construction</b>	Dr. D.A.B. Ch. J.C.K.	1992	SHEET 66
---	---	-----------------------	------	----------