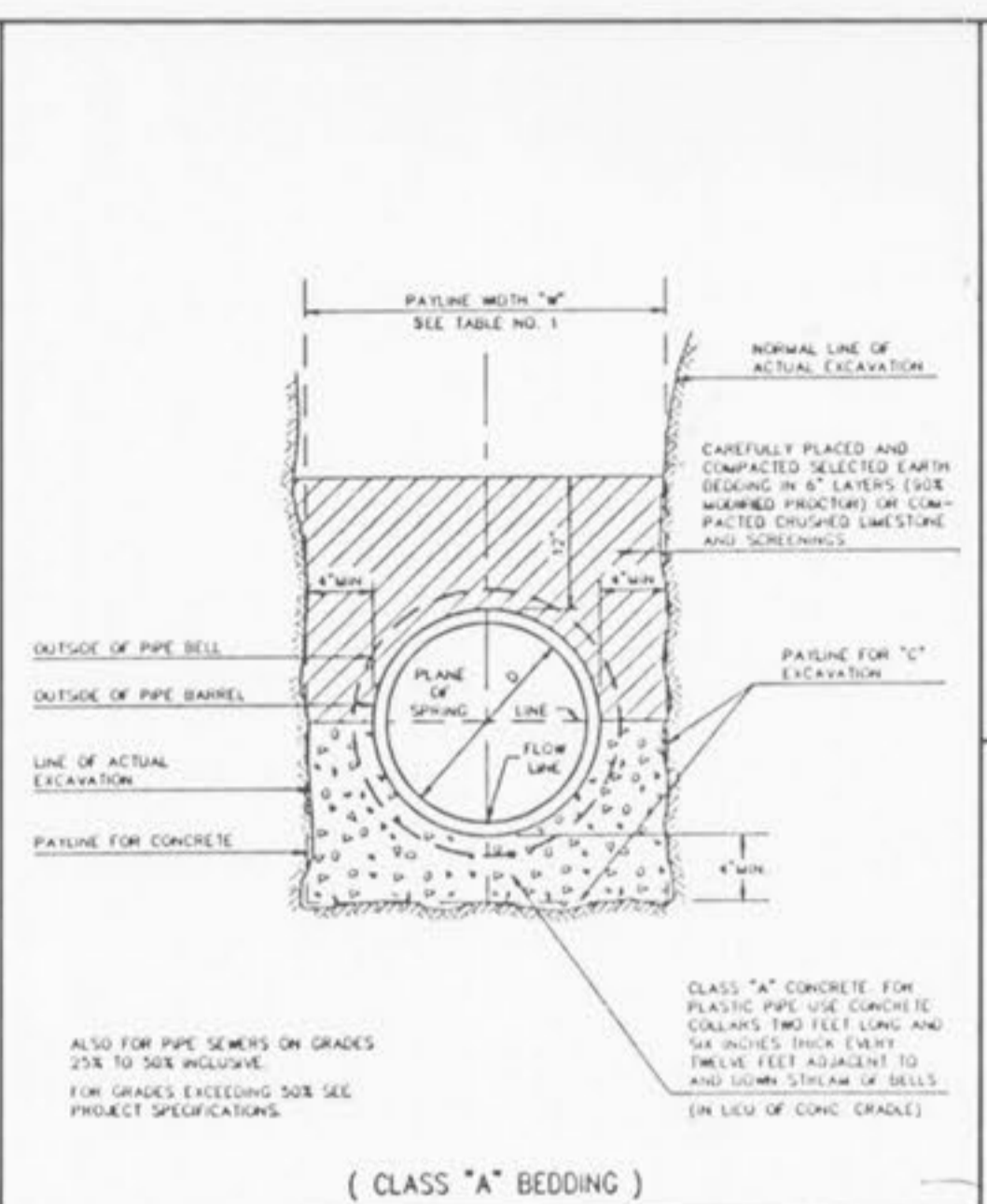
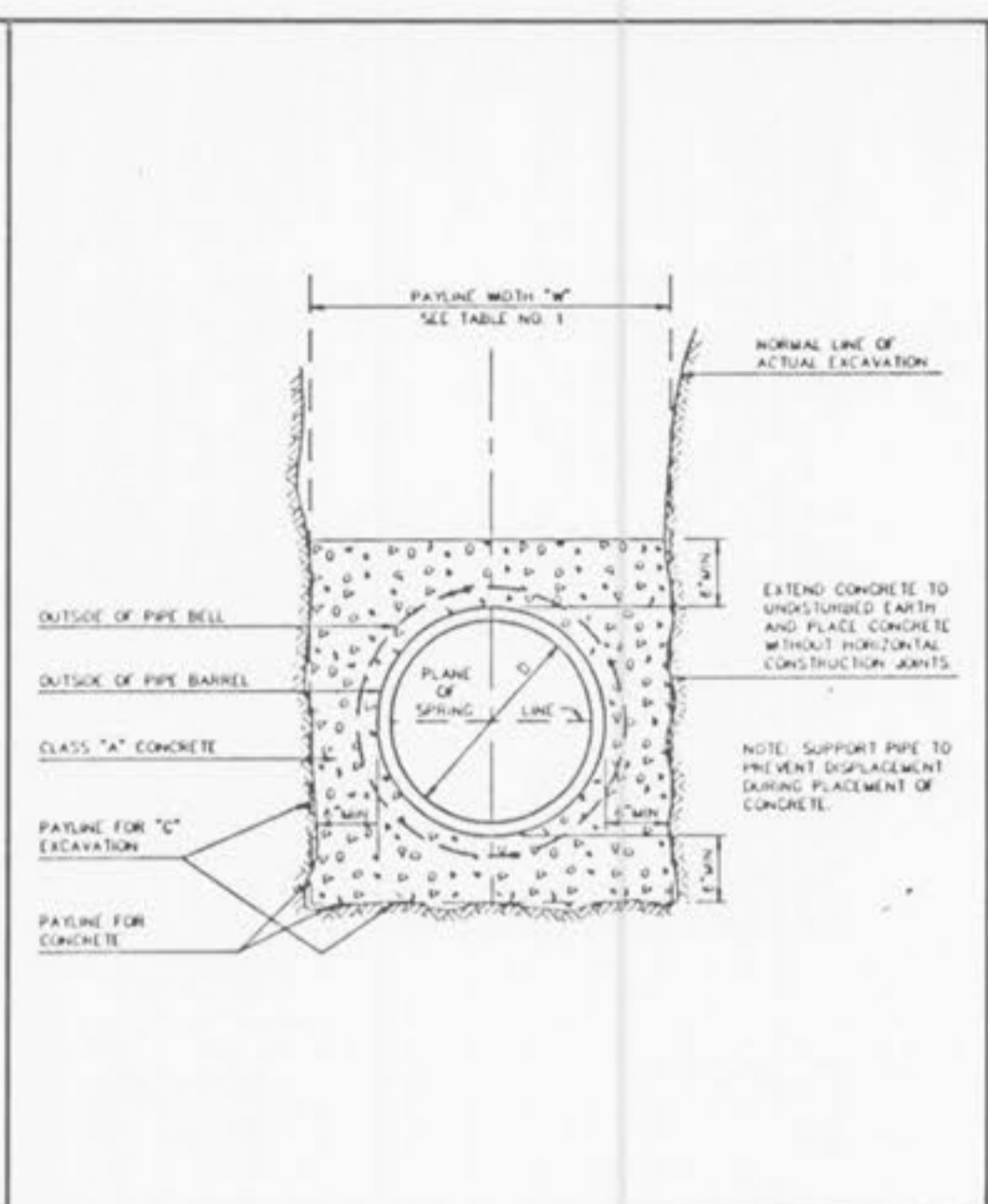
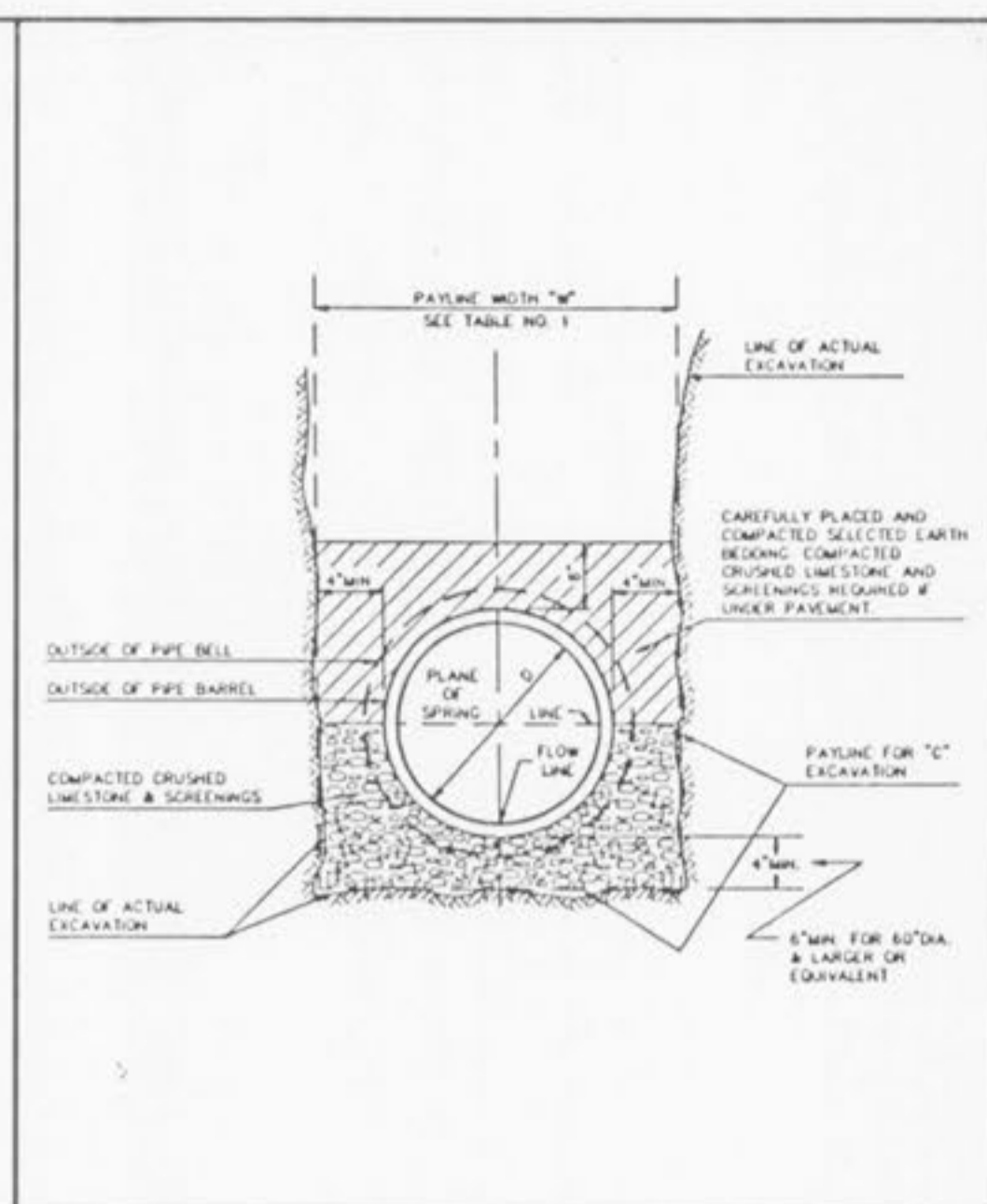
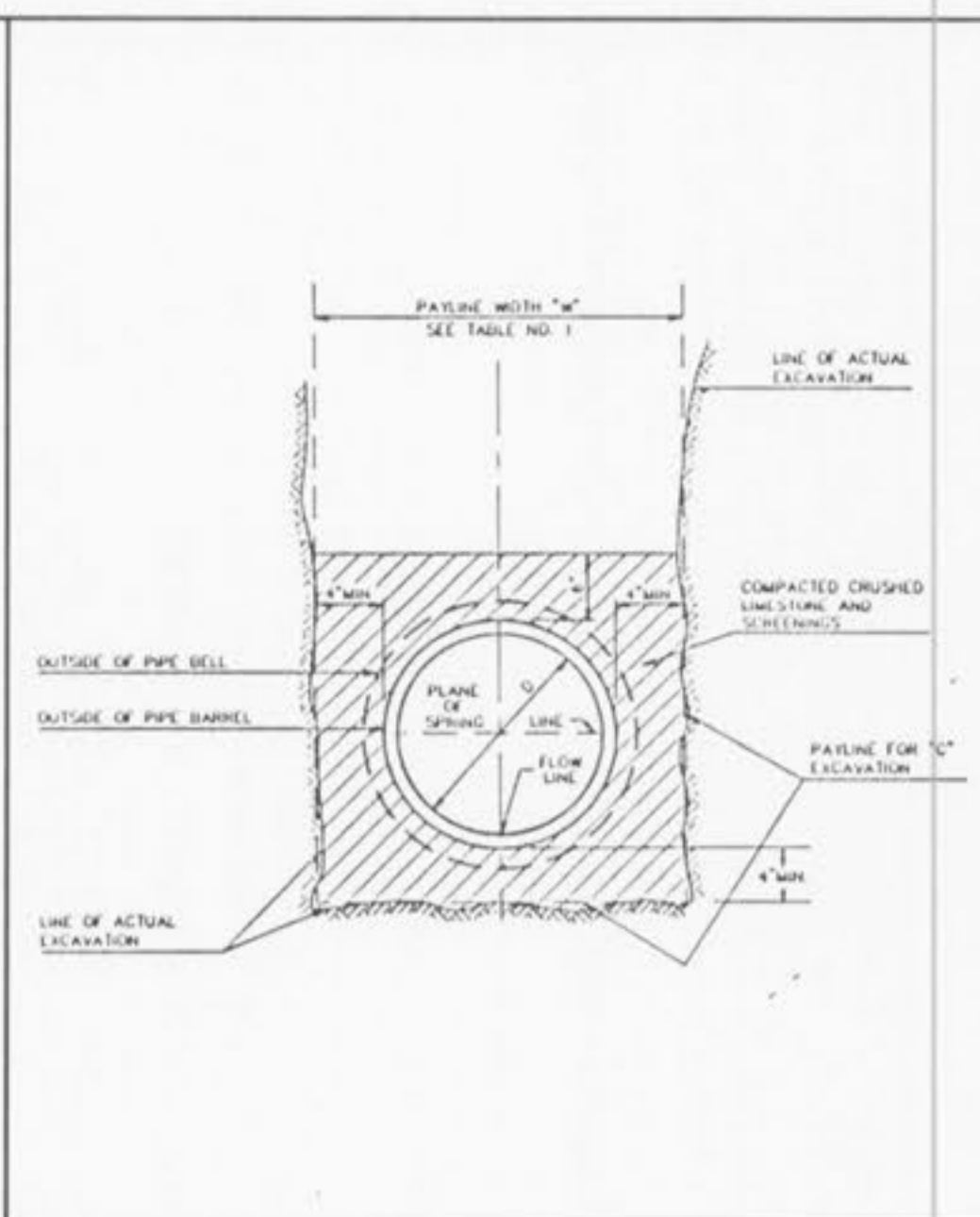
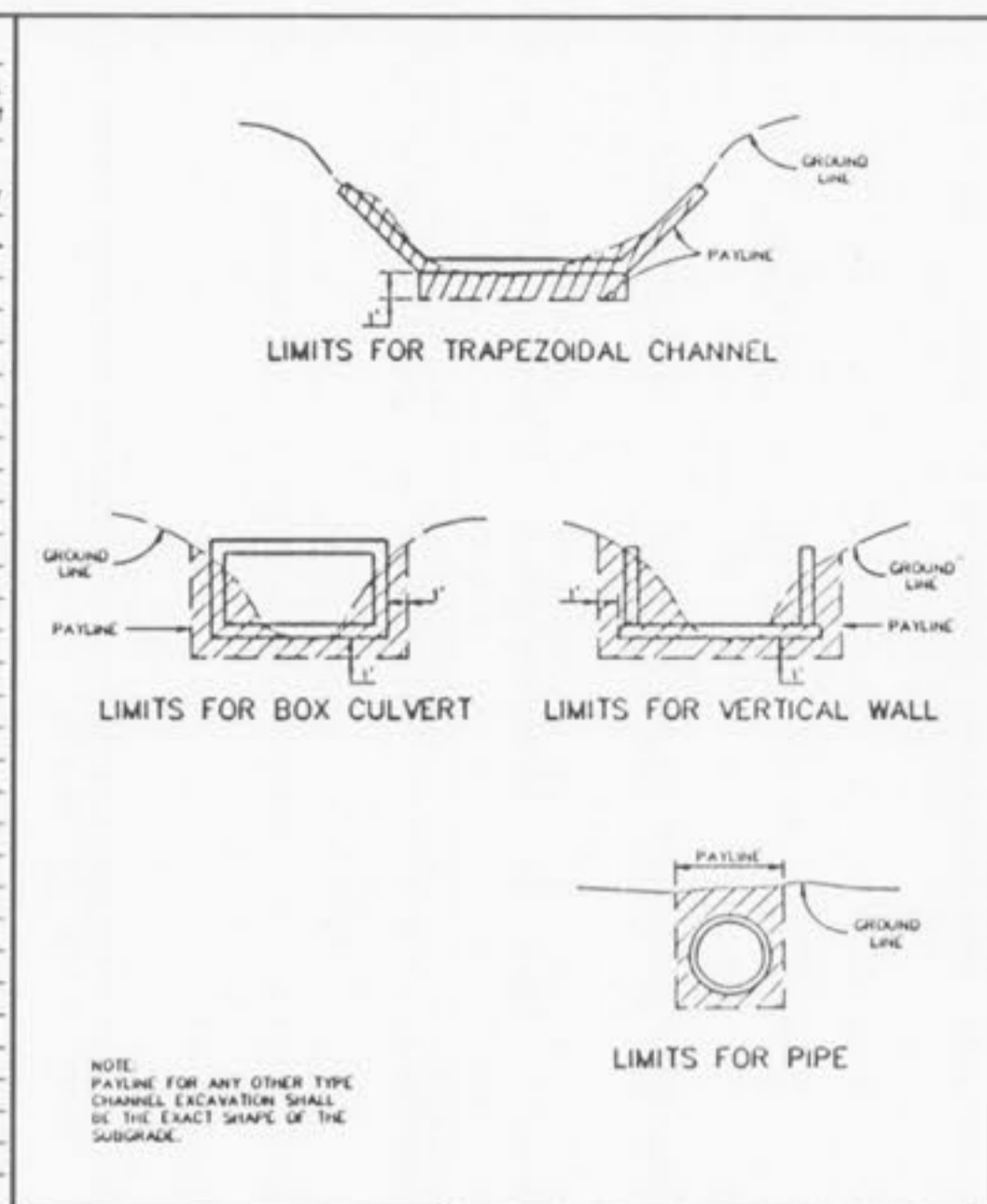


ROUND PIPE				HORIZONTAL ELLIPTICAL PIPE			
INSIDE DIAMETER OF PIPE (INCHES)	"W" PAYLINE WIDTH OF TRENCH (INCHES)	"P" PAYLINE WIDTH OF TRENCH (FEET)	PAY-VOLUMES (CU. FT. PER FT.)	INSIDE DIMENSIONS OF PIPE (INCHES)	"W" PAYLINE WIDTH OF TRENCH (INCHES)	"P" PAYLINE WIDTH OF TRENCH (FEET)	PAY-VOLUMES (CU. FT. PER FT.)
4	30	2.50	3.28				
6	30	2.50	3.50				
8	30	2.50	3.87				
10	30	2.50	4.09				
12	30	2.50	4.25				
15	36	3.00	5.55				
18	36	3.00	5.77	14 x 23	41	3.42	5.94
21	39	3.25	6.61				
24	42	3.50	7.39	19 x 30	49	4.08	7.68
27	45	3.75	8.18	22 x 34	53	4.42	8.61
30	48	4.00	9.30	24 x 38	58	4.83	9.70
33	51	4.25	10.53	27 x 42	62	5.17	10.71
36	54	4.50	11.43	29 x 45	66	5.50	11.72
39	57	4.75	12.38	32 x 49	71	5.92	12.74
42	60	5.00	13.38	34 x 53	75	6.25	13.80
48	70	5.83	15.67	38 x 60	83	7.07	16.87
54	77	6.42	18.15	43 x 68	92	7.87	18.87
60	84	7.00	20.73	48 x 76	101	8.42	21.58
66	91	7.58	23.45	53 x 83	109	9.08	24.35
72	98	8.17	26.37	58 x 91	118	9.83	27.45
78	105	8.75	29.39	63 x 98	126	10.50	30.50
84	112	9.33	32.57	68 x 106	135	11.25	33.91
90	119	9.92	35.90	72 x 113	143	11.92	36.99
96	126	10.50	39.37	77 x 121	152	12.67	40.69
102	133	11.08	42.99	82 x 128	160	13.33	44.45
108	140	11.67	46.75	87 x 136	168	14.00	47.79
114	147	12.25	50.66	92 x 143	176	14.67	51.70
120	154	12.83	54.72	97 x 151	185	15.42	56.01
126	161	13.42	58.92	102 x 158	193	16.17	60.82
132	168	14.00	63.27	106 x 166	202	16.83	64.48
144	182	15.17	72.40	116 x 180	218	18.17	73.59



**TABLE 1 PAYLINE WIDTHS OF TRENCH AND PAY-QUANTITIES OF CONCRETE**

Dr. B.E.B. Ch. J.C.K. 1992 SHEET 1

**TABLE 2 STANDARD MANHOLE DIMENSIONS**

Dr. R.G.W. Ch. J.C.K. 1992 SHEET 7

SECTION	DIAMETER
TOP UPPER	26 1/2" DIA.
TOP LOWER	42" DIA.
BOTTOM 8" THRU 24" DIA. PIPE	42" DIA.
BOTTOM 27" THRU 36" DIA. PIPE	42" SQUARE

**TABLE 3 PAYLINE WIDTHS FOR EXCAVATION**

Dr. W.S.H. Ch. J.C.K. 1992 SHEET 2

**TABLE 4 PIPE BEDDING CLASS "C" (FOR ALL PIPE EXCEPT REINFORCED CONCRETE PIPE)**

Dr. W.S.H. Ch. J.C.K. 1992 SHEET 3

**TABLE 5 PIPE BEDDING CLASS "C" (MODIFIED FOR REINFORCED CONCRETE PIPE)**

Dr. W.S.H. Ch. J.C.K. 1992 SHEET 4

**TABLE 6 CONCRETE ENCASEMENT**

Dr. W.S.H. Ch. J.C.K. 1992 SHEET 5

**TABLE 7 CONCRETE CRADLE**

Dr. W.S.H. Ch. J.C.K. 1992 SHEET 6

