

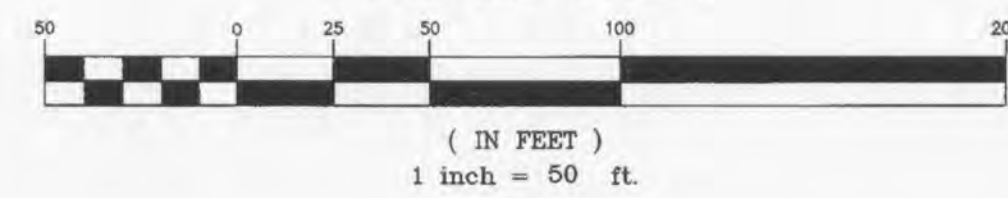
SEE DETAILS SHEET 5

HYLAND GREEN PLAT 5

LEGEND: (CAR ENTRY)

- E = EXISTING (2 CAR ENTRY)
- 1C = 1 CAR FRONT ENTRY
- 2C = 2 CAR FRONT ENTRY

GRAPHIC SCALE



SEE DETAIL SHEET 5

HYLAND GREEN PLAT 5

HYLAND GREEN FUTURE DEVELOPMENT



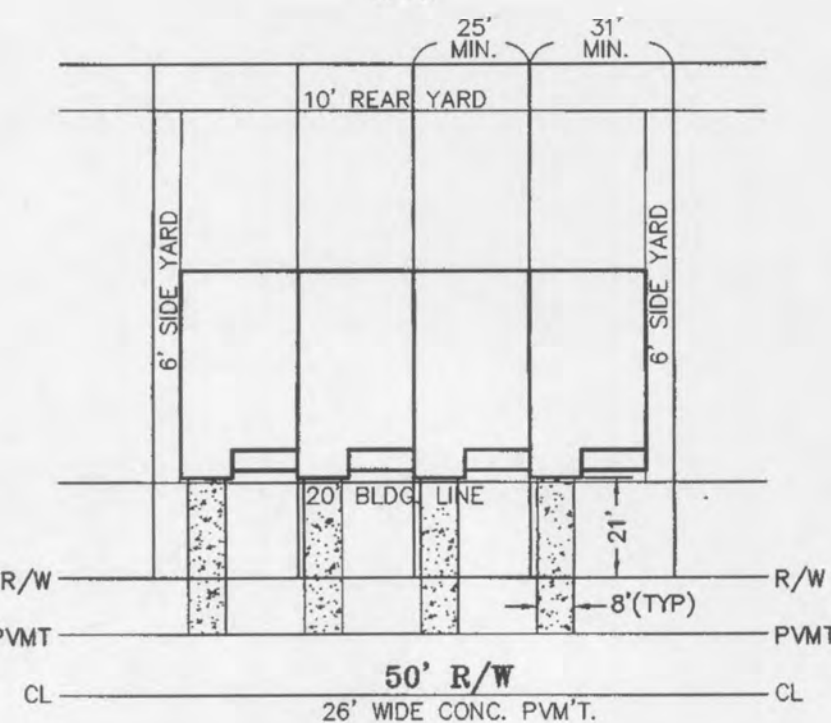
HYLAND GREEN PLAT 6

HYLAND GREEN FUTURE DEVELOPMENT

TYPICAL LOTS NOT TO SCALE

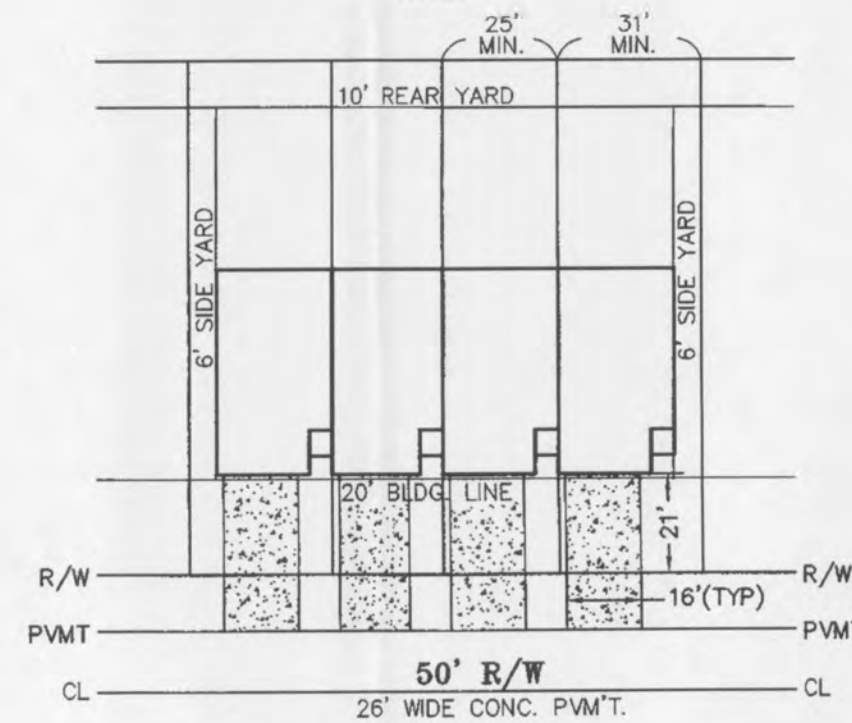
1 CAR BUILDING

TYPICAL LOT N.T.S.



2 CAR BUILDING

TYPICAL LOT N.T.S.



PROJECT TITLE:

HYLAND GREEN VILLAGE D

Box Project # 98-02983 Issue Date: 06/21/2013

ENGINEERING PLANNING SURVEYING
221 Point View Blvd.
St. Charles, MO 63301
636-929-5552 FAX 636-929-1718



DISCLAIMER OF RESPONSIBILITY
I hereby certify that the documents intended to be authorized by my seal are limited to this sheet, and I hereby disclaim any responsibility for all other drawings, specifications, estimates, reports or other documents or instruments existing or intended to be used for any part or parts of the architecture or engineering project herein.



Clifford L. Heitmann
Civil Engineer
E29817

Copyright 2013
Box Engineering Company, Inc.
Engineering Authority No. 000655
Surveying Authority No. 000144
All Rights Reserved.

REVISIONS

DATE	DESCRIPTION
07/17/13	CITY COMMENTS
08/07/13	CITY COMMENTS
08/29/13	CITY COMMENTS

Developer / Owner:
McBride and Sons Homes
16091 Swingley Ridge Road, Suite 300
Chesterfield, MO 63017
(314) 336-0248

SITE PLAN

P+Z No.
#1303.10 - June 6, 2013
City No.
#

Page No.
3 of 6