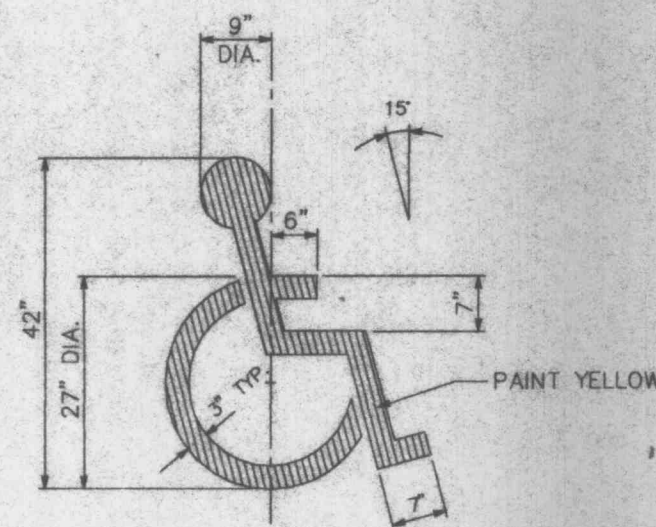


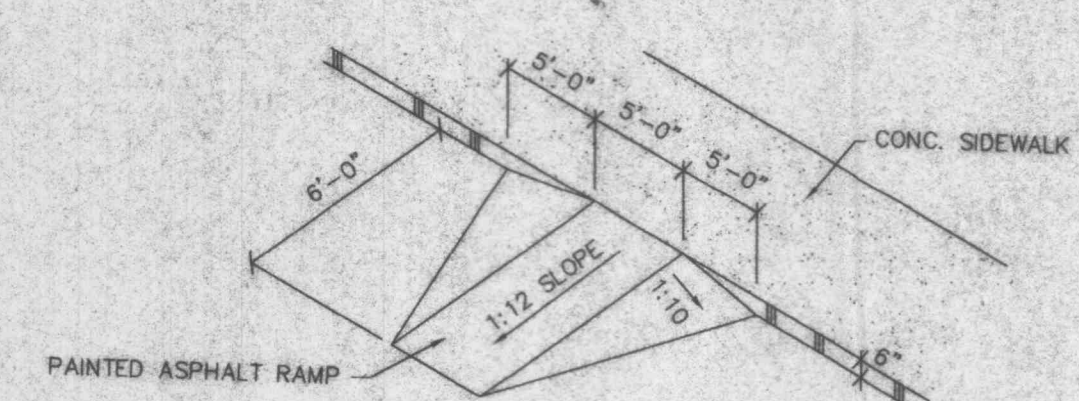


12" X 18" SIGN
 STANDARD SIGN FACE, STANDARD HIGHWAY DEPARTMENT, OR CITY STREET DEPARTMENT GAUGE, BLACK OR BLUE LETTERING, GALVANIZED STEEL POST 9'-8" LONG, SET 3'-0" INTO GRADE, SET BOTTOM OF SIGN 5'-0" ABOVE FINISHED GRADE

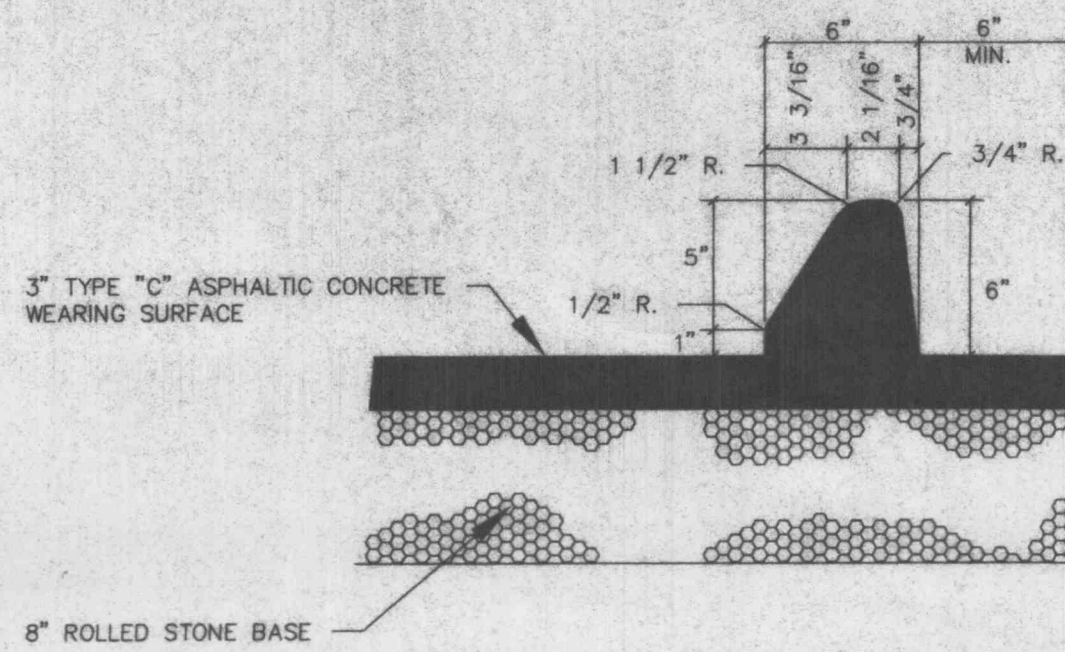
HANDICAP PARKING SIGN
 NOT TO SCALE



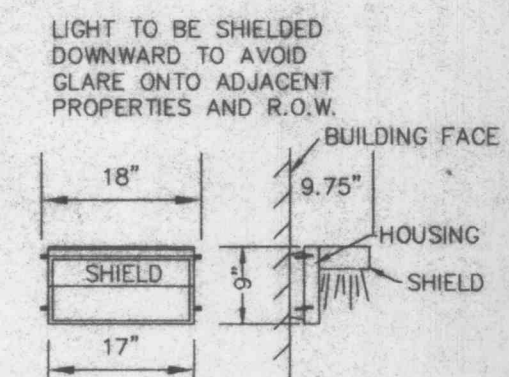
PAINTED HANDICAPPED PARKING SYMBOL
 NOT TO SCALE



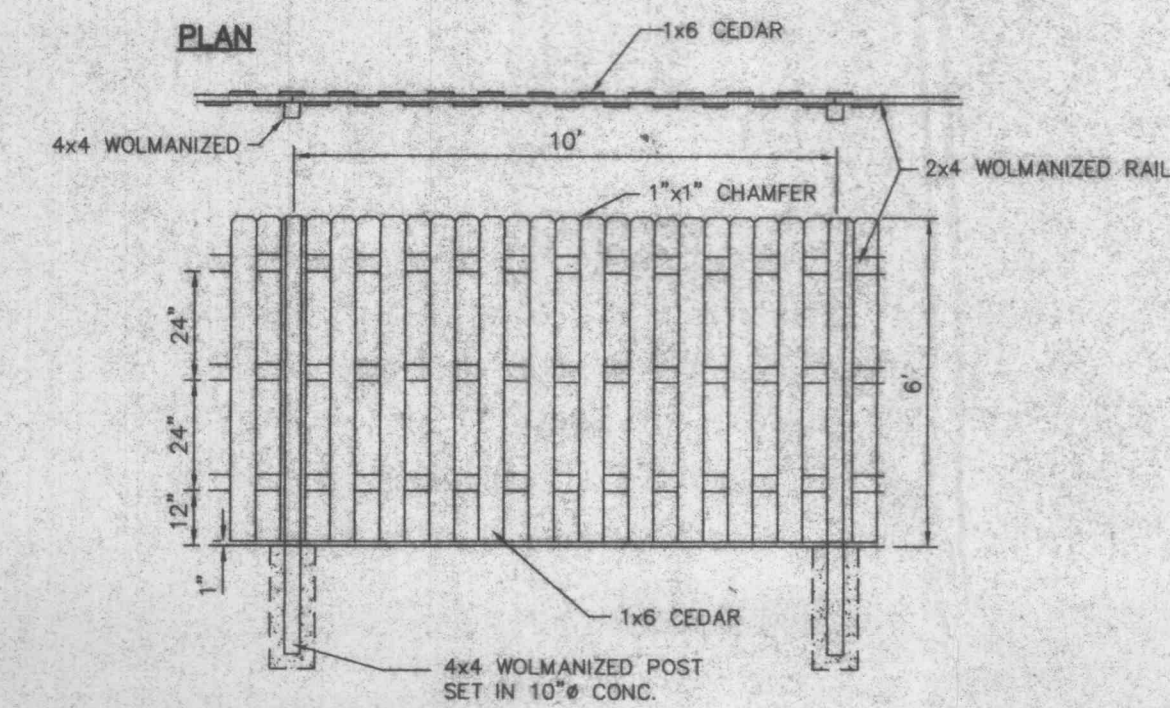
HANDICAPPED RAMP DETAIL
 NOT TO SCALE



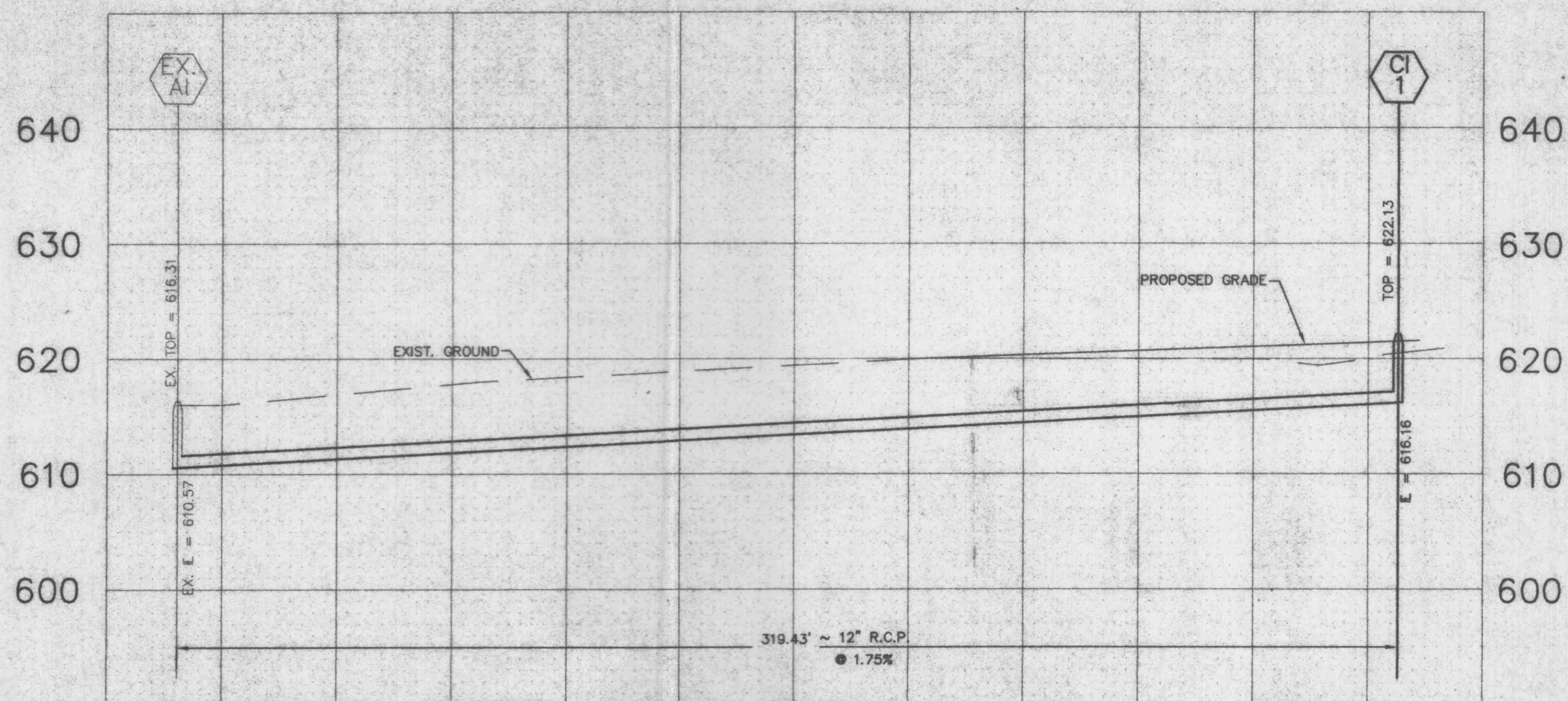
ASPHALT CURB & PAVEMENT DETAIL
 NOT TO SCALE



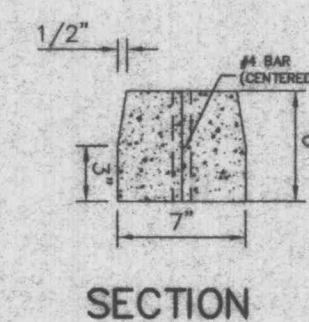
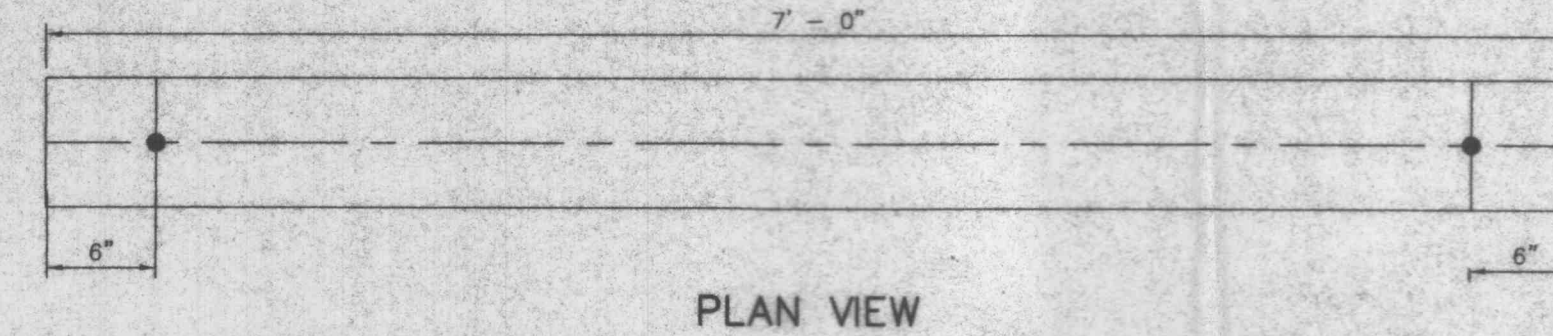
LIGHT TO BE SHIELDED DOWNWARD TO AVOID GLARE ONTO ADJACENT PROPERTIES AND R.O.W.
 SPECIFICATIONS
 HIGH IMPACT, HEAT RESISTANT PRISMATIC BOROSILICATE GLASS DIFFUSER HOUSED IN A DIE CAST ALUMINUM LENS FRAME.
 250 WATT HIGH PRESSURE SODIUM LAMP
 SEALED WEATHER RESISTANT HOUSING
BUILDING MOUNTED LIGHT
 NOT TO SCALE



SCREEN FENCE DETAIL
 NOT TO SCALE



STORM SEWER PROFILES
 VERTICAL SCALE = 1:10
 HORIZONTAL SCALE = 1:50



NOTES: To anchor wheel stop, use 2 - #4 bars 24" long. Similar shape may be used upon approval of the engineer.

PREPARED FOR:
 INQUIRY INTELLIGENCE SYSTEMS
 12842 PENNRIDGE
 BRIDGETON, MISSOURI
 (314) 298-0599

DISCLAIMER OF RESPONSIBILITY
 I hereby certify that the documents intended to be authenticated by my seal are limited to this sheet, and I hereby disclaim any responsibility for all other Drawings, Specifications, Estimates, Reports or other documents or instruments relating to or intended to be used for any part or parts of the architectural or engineering project or survey.

Copyright 1997
 Box Engineering Company, Inc.
 All Rights Reserved

REVISIONS

NO.	DATE	DESCRIPTION



ENGINEERING PLANNING SURVEYING

1052 South Cloverleaf Drive
 St. Peters, MO. 63376-6445
 314-928-5552
 FAX 928-1718

10-06-97
 DATE
 95-6653C
 PROJECT NUMBER
 SHEET 4 OF 5
 SHEET OF
 6653CCON.DWG
 FILE NAME
 PDH RLF
 DRAWN CHECKED