PAVEMENT DETAILS
J-MARK APARTMENTS
BS-1820 FEBUARY, 1986

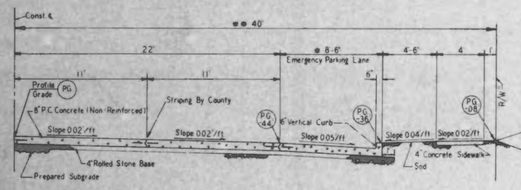

TYPE 1

GENERAL NOTES
1. Do not scale drawing. Follow dimensions
2. Sections are symmetrical about construction centerline
3. For longitudinal and transverse joints, dowel and tie bar requirements and curb dimensions refer to the "Pavement Construction Details for Integral Curb and Concrete Pavement"
4. All necessary pavement markings by St Louis County
5. Sections shown may not apply at intersections
6. Sidewalk thickness increases to 6" thru Private Driveways and 7" thru Commercial Driveways. See "Entrance Construction Details"
7. Reinforced concrete pavement required in industrial areas subject to heavy vehicular usage or high volume

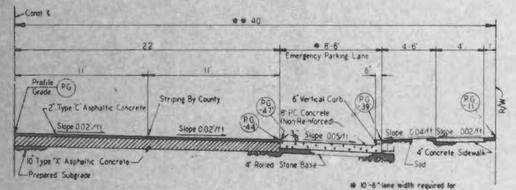

TYPE 2

Side Slope Same As Above

* 10'-6" lane width required for TOPICS projects

** 42' required for TOPICS projects

Exhibit 4

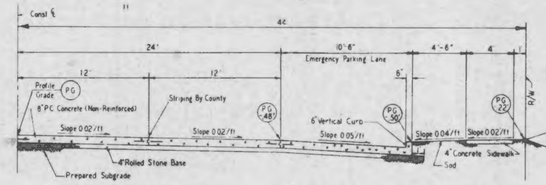

TYPE 1
EMERGENCY PARKING BOTH SIDES

GENERAL NOTES
1. Do not scale drawing. Follow dimensions
2. Sections are symmetrical about construction centerline
3. For longitudinal and transverse joints, dowel and tie bar requirements and curb dimensions refer to the "Pavement Construction Details for Integral Curb and Concrete Pavement"
4. All necessary pavement markings by St Louis County
5. Sections shown may not apply at intersections
6. Sidewalk thickness increases to 6" thru Private Driveways and 7" thru Commercial Driveways. See "Entrance Construction Details"
7. Reinforced concrete pavement required in industrial areas subject to heavy vehicular usage or high volume

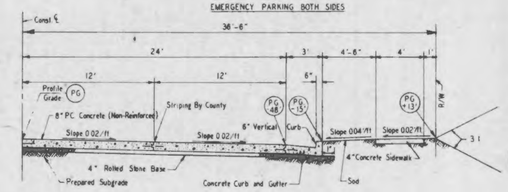

TYPE 2
PARKING RESTRICTED

Exhibit 5

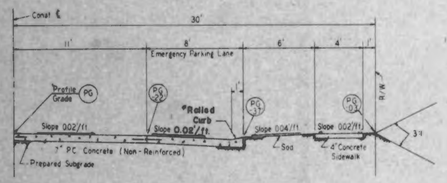

TYPE 1

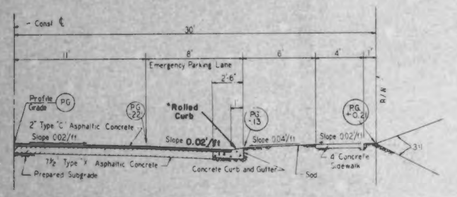

TYPE 2

* Vertical curb may be required. See detail

Exhibit 7

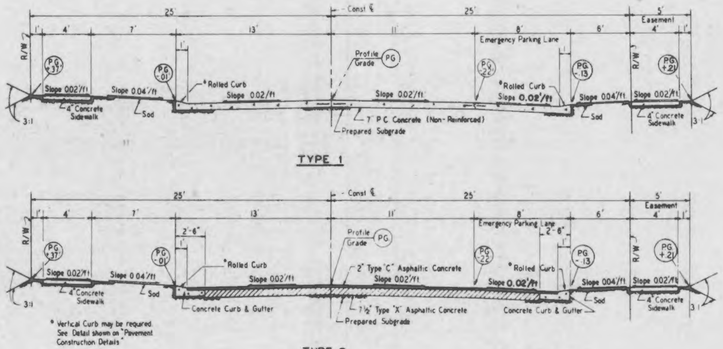

TYPE 1

* Vertical Curb may be required. See Detail shown on "Pavement Construction Details"

TYPE 2

GENERAL NOTES
1. Do not scale drawing. Follow dimensions
2. All necessary pavement markings by St Louis County
3. For longitudinal and transverse joints, dowel and tie bar requirements and curb dimensions refer to the "Pavement Construction Details for Integral Curb and Concrete Pavement"
4. Sections shown may not apply at intersections
5. Sidewalk thickness increases to 6" thru Private Driveways and 7" thru Commercial Driveways See "Entrance Construction Details"
6. Easements when required shall be dedicated for "Maintenance, Sidewalks and Utilities" to St Louis County

Exhibit 8

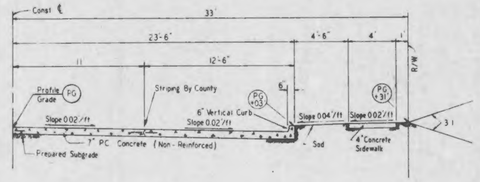

TYPE 1

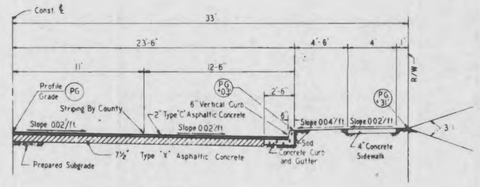

TYPE 2

GENERAL NOTES
1. Do not scale drawing. Follow dimensions
2. Sections are symmetrical about construction centerline
3. For longitudinal and transverse joints, dowel and tie bar requirements and curb dimensions refer to the "Pavement Construction Details for Integral Curb and Concrete Pavement"
4. All necessary pavement markings by St Louis County
5. Sections shown may not apply at intersections
6. Sidewalk thickness increases to 6" thru Private Driveways and 7" thru Commercial Driveways See "Entrance Construction Details"
7. Additional pavement thickness and/or base is required for heavy vehicular usage and volume

Exhibit 6

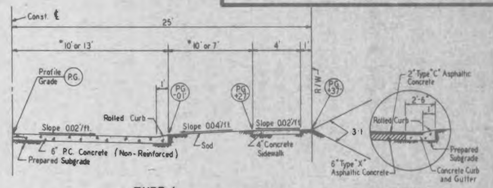

TYPE 1

TYPE 2
Remainder of Section same as Type 1

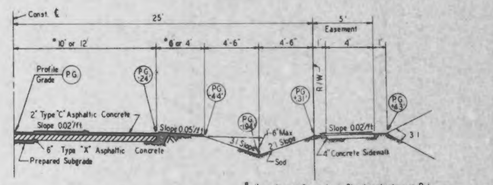

* 10' for Cul de Sac or Loop Street applications in R-1 and R-1A Zoning Districts. See Chapter 1005, The Subdivision Ordinance of St Louis County for requirements

TYPE 3

GENERAL NOTES
1. Do not scale drawing. Follow dimensions
2. Sections are symmetrical about construction centerline
3. For longitudinal and transverse joints, dowel and tie bar requirements and curb dimensions refer to the "Pavement Construction Details for Integral Curb and Concrete Pavement"
4. All necessary pavement markings by St Louis County
5. Sections shown may not apply at intersections
6. Profile Grade elevations shown do not apply to Typical Sections using * Dimensions
7. All * Dimensions must be used together
8. Sidewalk thickness increases to 6" thru Private Driveways and 7" thru Commercial Driveways. See "Entrance Construction Details"
9. Easements when required shall be dedicated for "Maintenance, Sidewalks and Utilities" to St Louis County.

TYPE 4
Remainder of Section same as Type 3

Exhibit 11

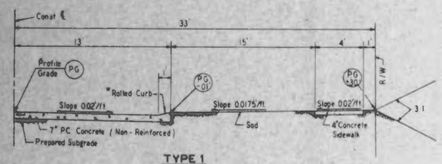

TYPE 1

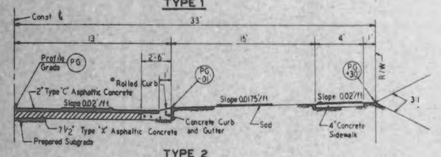

* Vertical curb may be required. See detail

TYPE 2

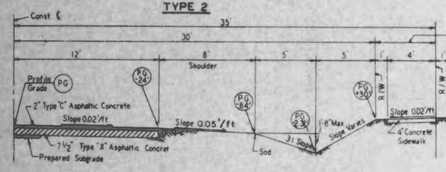

5' Easement Required With 80' R/W

Prepared Subgrade — 7" P.C. Concrete (Non-Reinforced)

TYPE 4
Remainder of Section same as Type 3

Exhibit 9

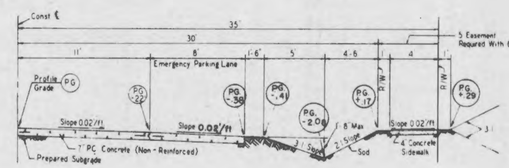

TYPE 1

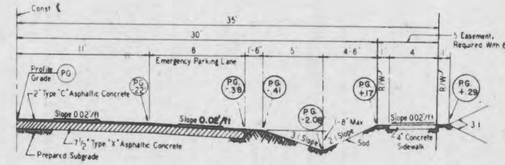

TYPE 2

GENERAL NOTES
1. Do not scale drawing. Follow dimensions
2. Sections are symmetrical about construction centerline
3. For longitudinal and transverse joints, dowel and tie bar requirements and curb dimensions refer to the "Pavement Construction Details for Integral Curb and Concrete Pavement"
4. All necessary pavement markings by St Louis County
5. Sections shown may not apply at intersections
6. Sidewalk thickness increases to 6" thru Private Driveways and 7" thru Commercial Driveways See "Entrance Construction Details"
7. Additional pavement thickness and/or base is required for heavy vehicular usage and volume
8. Easements when required shall be dedicated for "Maintenance, Sidewalks and Utilities" to St Louis County

Exhibit 10

Exhibit 13

INTEGRAL CURB PAVEMENT TYPICAL SECTIONS AND DETAILS

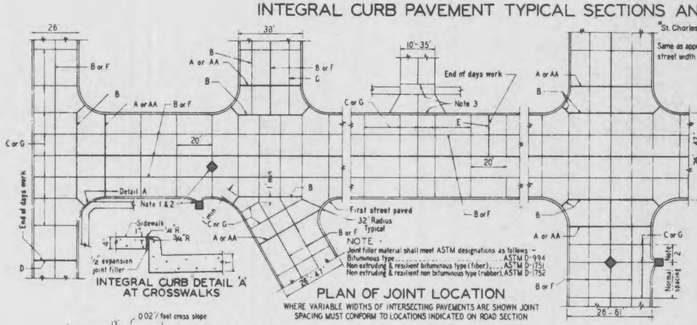

INTEGRAL CURB DETAIL 'A' AT CROSSWALKS

PLAN OF JOINT LOCATION
WHERE VARIABLE WIDTHS OF INTERSECTING PAVEMENTS ARE SHOWN JOINT SPACING MUST CONFORM TO LOCATIONS INDICATED ON ROAD SECTION

NOTE:
Joint filler material shall meet ASTM designations as follows:
Bituminous Type ..... ASTM D-994
Non extruding & resilient bituminous type (fiber) ..... ASTM D-1751
Non extruding & resilient non bituminous type (rubber) ASTM D-1752

CUL DE SAC OPEN CENTER
(Required in all Subdivisions)

CUL DE SAC FULLY PAVED

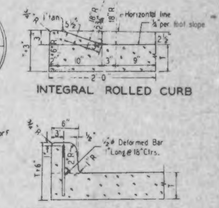

INTEGRAL ROLLED CURB

INTEGRAL VERTICAL CURB

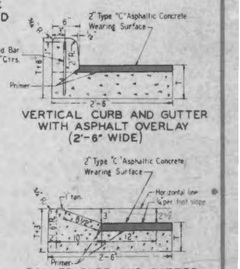

VERTICAL CURB AND GUTTER WITH ASPHALT OVERLAY (2'-6" WIDE)

ROLLED CURB AND GUTTER WITH ASPHALT OVERLAY (2'-6" WIDE)

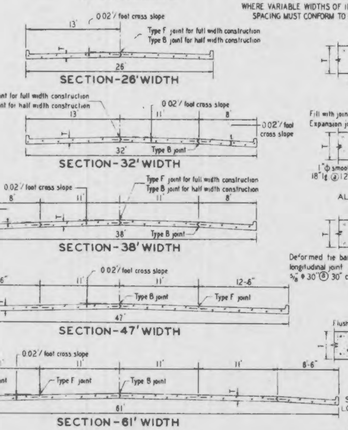



NOTE: TYPE "G" TRANSVERSE JOINT IS REQUIRED FOR ARTERIAL AND INDUSTRIAL STREETS. USE TYPE "C" TRANSVERSE JOINT FOR ALL OTHERS.

VERTICAL CURB AND GUTTER (3'-0" WIDE)

GENERAL NOTES
1. All catch basins shall be separated from the pavement and curb by expansion joint material extending completely through curb and slab. Manhole castings within the pavement limits shall be boxed as shown in the "Sewer Construction Details"
2. When a joint falls within 5 ft of or contacts basins, manholes, or other structures, shorten one or more panels either side of opening to permit joint to fall on round structures and at or between corners of rectangular structures.
3. Driveway configurations are shown in the "Entrance Construction Details"
4. Construction joint and dowel bars may be omitted when curb is poured integral with pavement.
5. Minimum Thickness for Pavement is

	CONCRETE (T)
Local or Minor Streets	6"
Major or Industrial Streets	7"
Arterial or Industrial Streets	8"

Base material under pavement will be made with 4 inches of Rolled Stone Base.

6. For minor Rural or Urban and Minor Subdivision pavements (6" thick concrete), 1/2" ϕ deformed tie bars 30" lg. @ 30" ctr. shall be used for TYPE B longitudinal joints.
7. Refer to Exhibit 13A for joint and bar requirements for different street classifications. Note that width and location of each poured portion of the pavement may change the type and location of joint required.
8. Transverse or longitudinal construction joints in slip formed pavement may be made with groover or tool, if such device has been approved in advance by the St Louis County Department of Highways & Traffic.
9. The locations of the Type B and Type F longitudinal construction joints in above sections may be interchanged for the different widths of construction if approval is obtained.

Sheet 6 of 6