

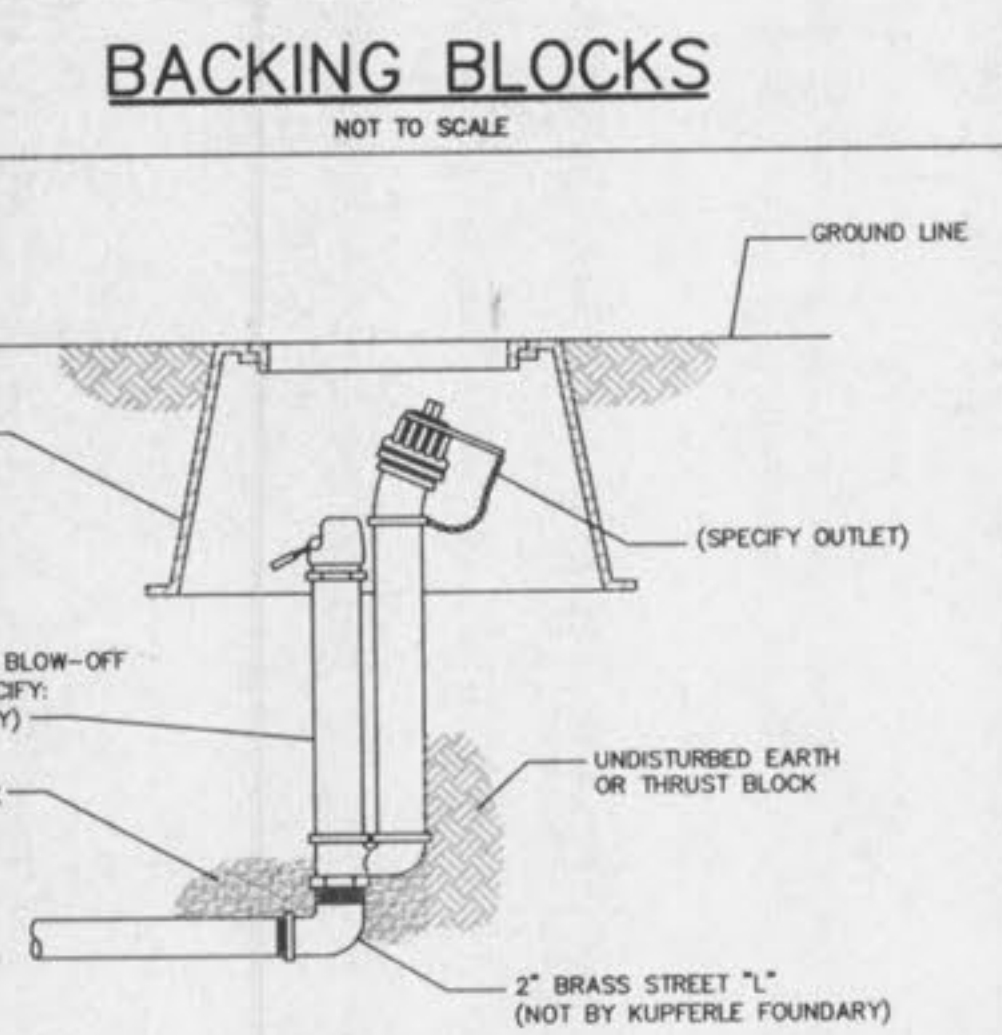
BENDS	"B"	"C"	"D"	"E"	"F"
6"-11 1/4"	8"	15"	12"	24"	10"
6"-22 1/2"	8"	19"	12"	24"	13"
6"-45"	8"	30"	12"	24"	14"
6"-90"	8"	30"	12"	24"	27"
8"-11 1/4"	8"	20"	12"	24"	10"
8"-22 1/2"	8"	22"	12"	24"	17"
8"-45"	8"	30"	12"	24"	24"
8"-90"	8"	38"	12"	24"	36"
12"-11 1/4"	8"	30"	12"	24"	15"
12"-22 1/2"	8"	35"	12"	24"	25"
12"-45"	8"	40"	12"	24"	40"
12"-90"	8"	60"	12"	24"	52"

TEES	"C"	"D"	"E"	"F"
6"x6"x6"	12"	24"	24"	18"
8"x8"x8"	12"	24"	24"	18"
8"x8"x6"	12"	24"	24"	24"
12"x12"x6"	12"	24"	24"	18"
12"x12"x8"	12"	24"	24"	24"
12"x12"x12"	12"	36"	24"	36"

CUBIC FEET OF CONCRETE REQUIRED	BEND 11 1/4"	22 1/2"	45"	90"
6"	1.7	2.4	3.5	5.5
8"	2.1	3.1	5.0	8.5
12"	3.7	5.9	9.7	17.5

TEE X	6"	8"	12"	PLUG
6"	40	~	~	4.0
8"	40	5.0	~	5.0
12"	40	5.5	10.5	10.5

NOTES:
1. 2" & 4" FITTINGS EQUIVALENT TO 6" FITTINGS.
2. TAPPING SLEEVES TO HAVE BACKING BLOCKS SAME SIZE AS REQUIRED FOR TEES.

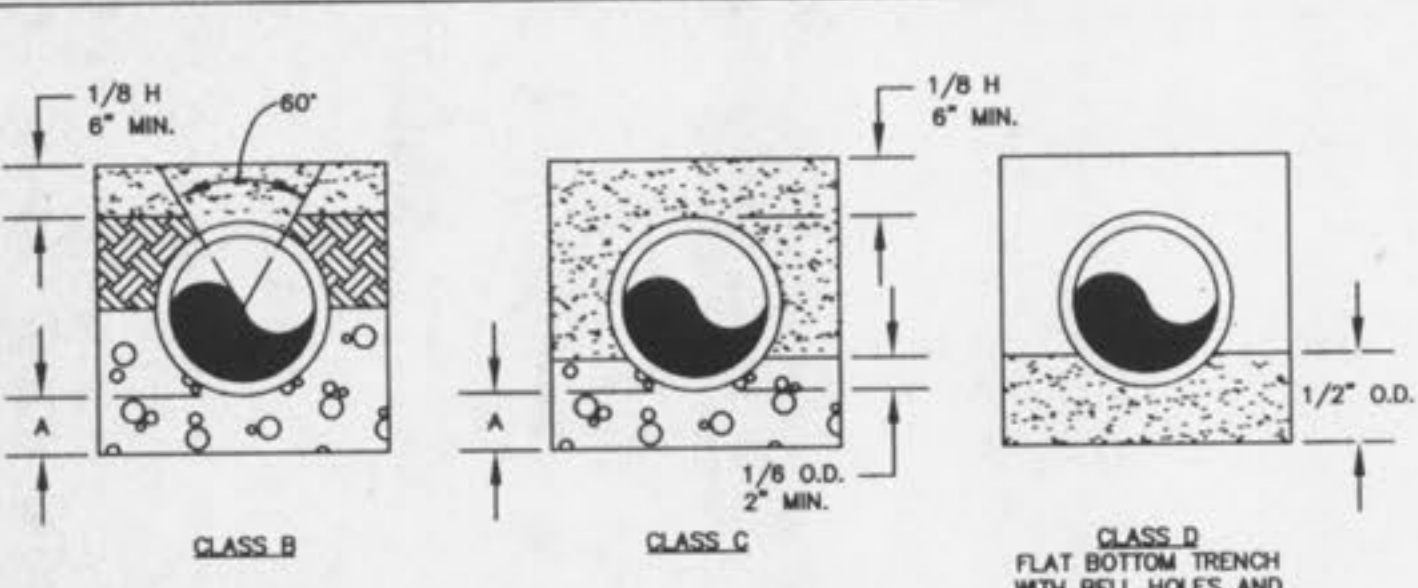
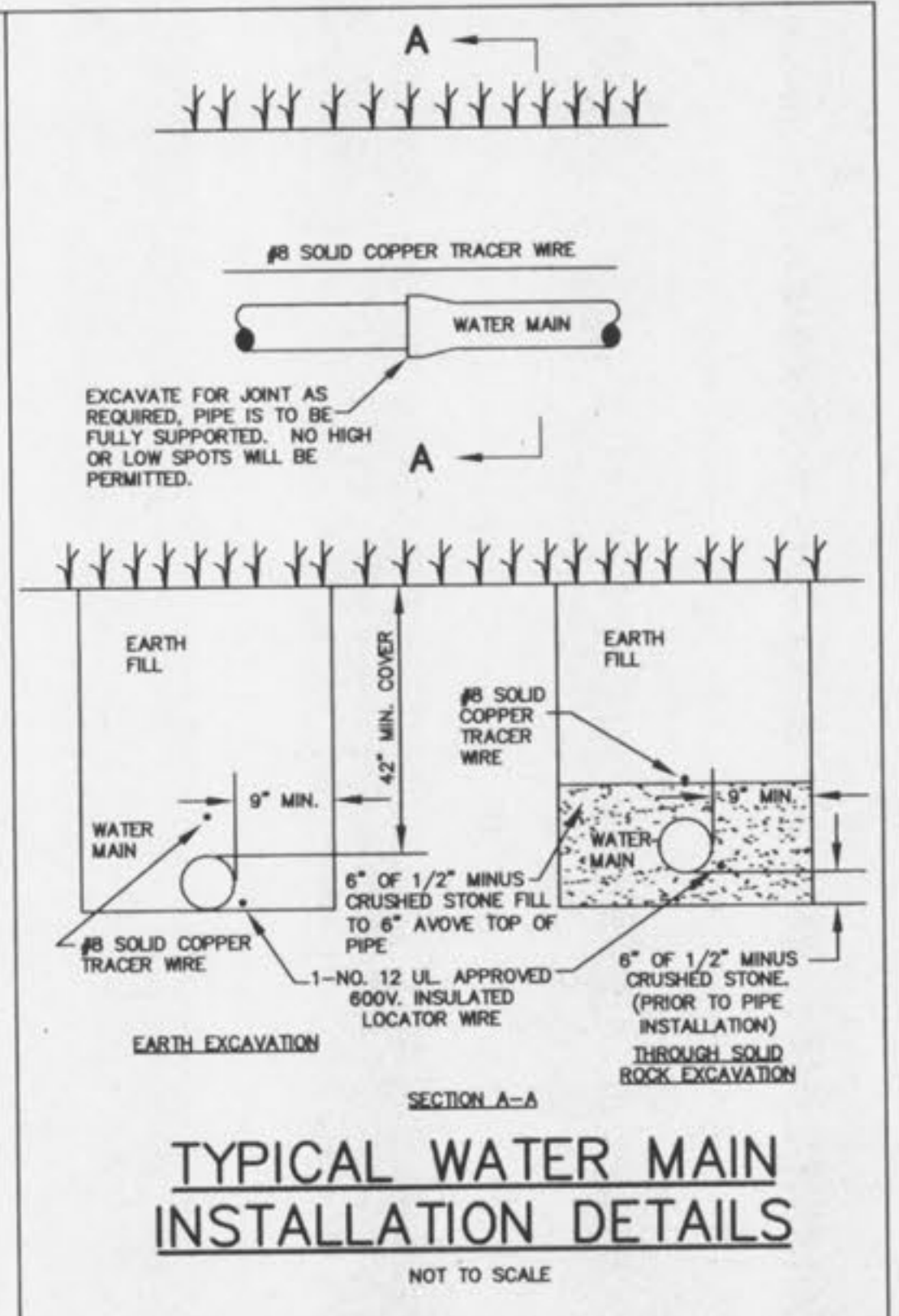


BLOW-OFF HYDRANTS SHALL BE NON-FREEZING, SELF DRAINING TYPE, WITH AN OVERALL LENGTH OF 36". SET UNDERGROUND IN A 2'x2' METER BOX, THESE HYDRANTS WILL BE FURNISHED WITH A 2" FIP INLET, A NON-TURNING OPERATING ROD, AND SHALL OPEN TO THE LEFT. ALL OF THE WORKING PARTS SHALL BE OF BRONZE-TO BRONZE DESIGN, AND BE SERVICABLE FROM ABOVE GRADE WITH NO DIGGING. THE OUTLET SHALL ALSO BE BRONZE AND BE 2-1/2" NST. HYDRANTS SHALL BE LOCKABLE TO PREVENT UNAUTHORIZED USE AS MANUFACTURED BY KUPFERLE FOUNDRY CO., ST. LOUIS, MO, OR APPROVED EQUAL.

(SPECIFY OVERALL LENGTH 6" SHORTER THAN NORMAL DEPTH OF BURY. MINIMUM OPENING IN METER BOX SHOULD BE 10")

GENERAL NOTES

- All water lines shall be laid at least 10 feet horizontally from any sanitary sewer or manhole. An 18" vertical clearance from outside of pipe to outside of pipe shall be maintained wherever water lines must cross sanitary sewers or laterals. The water line shall be laid at such an elevation that the bottom of the water line is above the top of the drain or sewer. A full length of water pipe shall be centered over the sewer line to be crossed so that the joints will be equally distant from the sewer and as remote therefrom as possible. This vertical separation shall be maintained for that portion of the water line located within 10 feet horizontally, of any sewer or drain it crosses.
- All PVC water pipe shall conform to ASTM D2241, SDR 21 Standard specification for P.V.C. Pressure Pipe, 200 P.S.I. working pressure for water, with approved joint.
- Water lines, valves, sleeves, meters, and fittings shall meet all specifications and installation requirements of the Public Water Supply District No. 2 of St. Charles County.
- All water hydrants and valves shall be ductile iron and installed in accordance with plans and details. All ductile iron pipe for water mains shall conform to A.W.W.A. Specifications C-106 and/or C-108. The ductile iron fittings shall conform to A.W.W.A. Specification CC-110. All rubber gasket joints for water ductile iron pressure pipe and fittings shall conform to A.W.W.A. Specification C-111.
- No flushing hydrants or water meters shall be located in driveways, sidewalks or other hard surface areas.



LEGEND

L.D. - NOMINAL PIPE SIZE
O.D. - OUTSIDE DIAMETER OF PIPE
H - COVER ABOVE TOP OF PIPE
A - EMBEDMENT BELOW PIPE (SEE TABLE)

TABLE OF EMBEDMENT DEPTHS BELOW PIPE

L.D.	MIN. SOIL	MIN. ROCK
27" & SMALLER	3"	6"

CLASS B: TAMPED BACKFILL

CLASS C: COMPACTED BACKFILL

CLASS D: GRANULAR BEDDING

GRANULAR BEDDING SHALL BE CRUSHED ROCK OR PEA GRAVEL WITH NOT LESS THAN 95% PASSING 1/2" (95% PASSING 3/4" FOR 30" AND LARGER PIPE) AND NOT LESS THAN 95% RETAINED ON A #4; TO BE PLACED IN NOT MORE THAN 6" LAYERS AND COMPACTED BY SLICING WITH A SHOVEL OR VIBRATING.

COMPACTED BACKFILL SHALL BE FINELY DIVIDED JOB EXCAVATED MATERIAL FREE FROM DEBRIS, ORGANIC MATERIAL AND STONES, PLACED IN UNIFORM LAYERS NOT MORE THAN 6" THICK, COMPACTED TO 95% MAXIMUM DENSITY AS DETERMINED BY A.S.T. D698, OR GRADED AGGREGATE. GRANULAR BACKFILL MATERIAL MAY BE SUBSTITUTED FOR ALL OR PART OF COMPACTED BACKFILL.

TAMPED BACKFILL SHALL BE FINELY DIVIDED JOB EXCAVATED MATERIAL FREE FROM DEBRIS, ORGANIC MATERIAL AND STONES, HAND PLACED IN UNIFORM LAYERS NOT MORE THAN 6" THICK AND TAMPED AROUND CONDUIT PIPE. GRANULAR BACKFILL MATERIAL MAY BE SUBSTITUTED FOR ALL OR PART OF TAMPED BACKFILL.

TRENCH BACKFILL SHALL BE AS REQUIRED IN THE "LAYING AND BACKFILL" SECTION OF THE DETAILED SPECIFICATIONS.

EMBEDMENT THE TYPE OF EMBEDMENT TO BE USED SHALL BE AS SPECIFIED IN THE PLANS AND SPECIFICATIONS.

TRACER WIRE REQUIRED ON ALL WATER MAINS

WATER MAIN EMBEDMENT
NOT TO SCALE

ISSUE REMARKS/DATE

1	10-19-01	FIRST SUBMITTAL
2	11-28-01	CITY COMMENTS
3	12-11-01	AGENCY REVIEWS
4	12-12-01	DCSD COMMENTS & ADDRESSES

PREPARED FOR:
GOLDKAP III, L.L.C.
401 NORTH LINDBERGH BLVD.
ST. LOUIS MISSOURI 63141
(314) 432-3088

PREPARED BY:
THE STERLING CO.
ENGINEERS & SURVEYORS
5055 NEW BALMARTNER ROAD
ST. LOUIS, MISSOURI 63128
(314) 487-0440 FAX 487-8944
E-Mail: Sterling@stn-st.net

DRAWN: [] DESIGNED: [] CHECKED: []

PROJECT: **KENSINGTON PLACE ADDITION**

SHEET TITLE: **WATER DETAILS**

NO.	01	01	012
SHEET			WD-1