

VEGETATIVE ESTABLISHMENT
For Urban Development Sites

APPENDIX A

Seeding rates:

Permanent:

Tall Fescue - 30 lbs./ac.
Smooth Brome - 20 lbs./ac.
combined - Fescue @ 15 lbs./ac. and Brome @ 10 lbs./ac.

Temporary:

Wheat or Rye - 150 lbs./ac. (3.5 lbs. per 1,000 square foot)
Oats - 120 lbs./ac. (2.75 lbs. per 1,000 square foot)

Seeding periods:

Fescue or Brome - March 1 to June 1
August 1 to October 1
Wheat or Rye - March 15 to November 1
Oats - March 15 to September 15

Mulch rates: 100 lbs. per 1,000 sq. feet (4,356 lbs. per acre)

Fertilizer rates: Nitrogen 30 lbs./ac.
Phosphate 30 lbs./ac.
Potassium 30 lbs./ac.
Lime 600 lbs./ac. ENM*

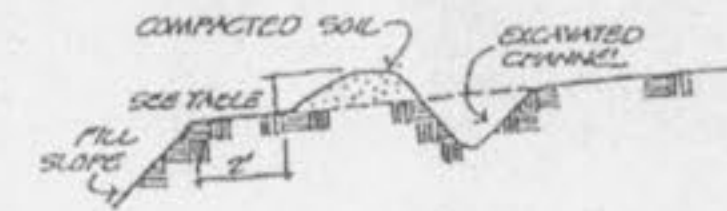
* ENM = effective neutralizing material as per State evaluation of quarried rock.

DIVERSIONS
For Urban Development Sites

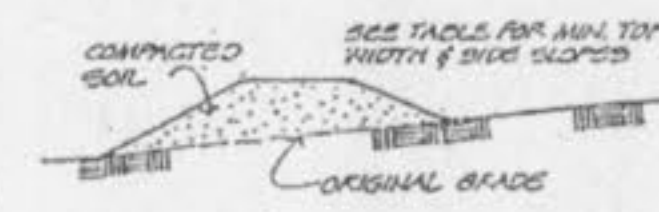
APPENDIX B

** Outlets for diversions must be stable. Stable outlets consist of grass waterways, earthen channels with capacity adequate to prevent gully erosion, grade stabilization structures or other practices as approved by the Designated Official.

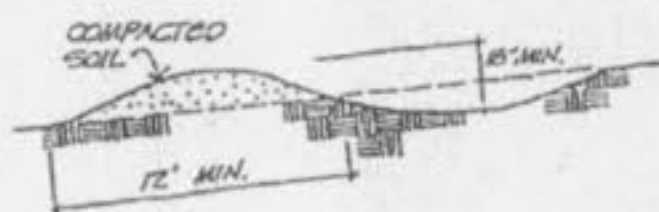
Combination Diversion
Used at the top of a fill slope.



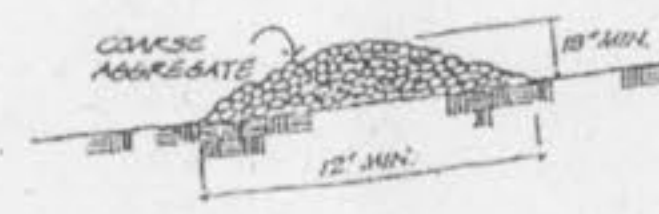
Earth Ridge Diversion
Used around the perimeter of a construction site.



Combination Diversion
General use.

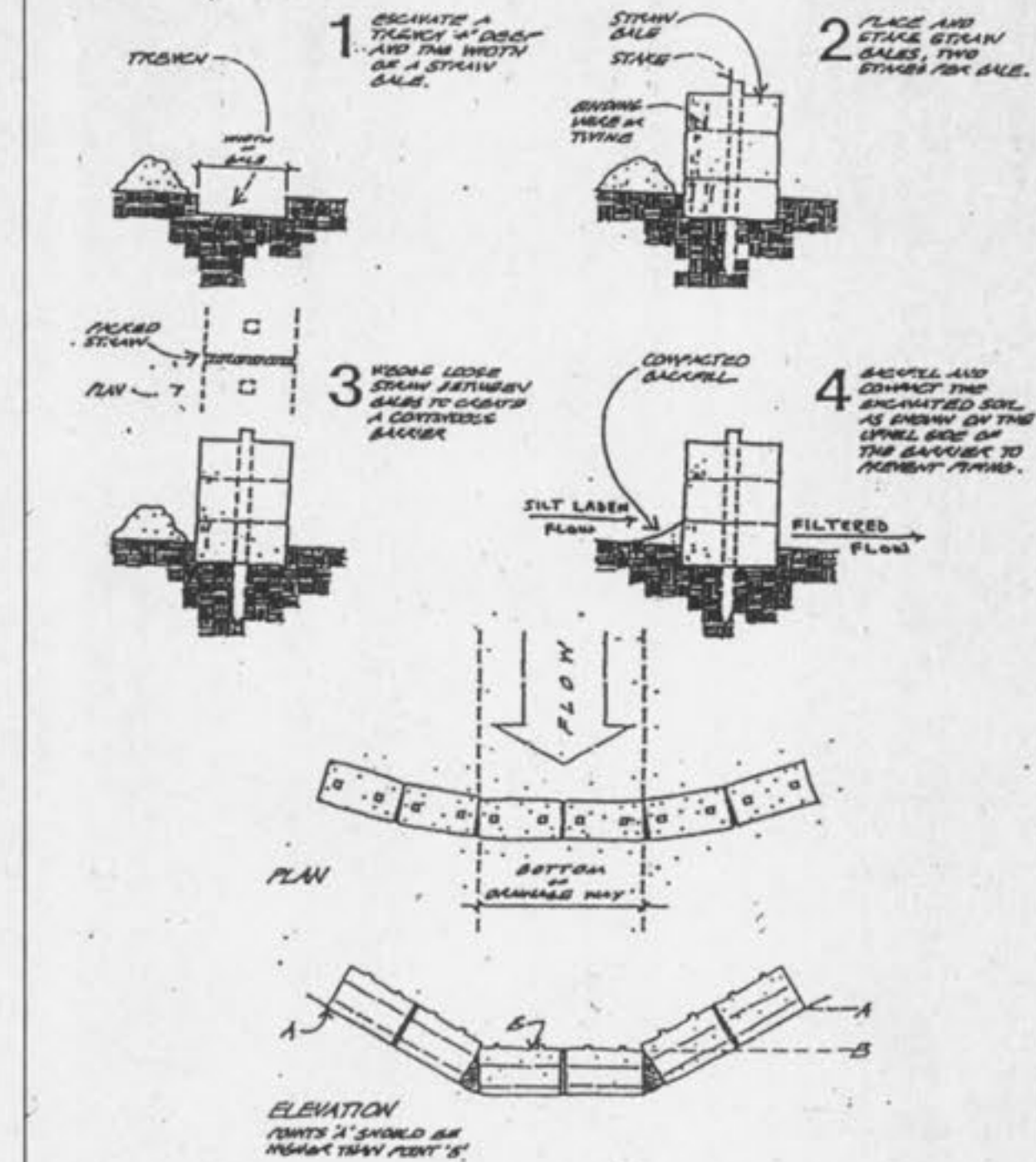


Gravel Ridge Diversion
General use.



STRAW BALE BARRIERS
For Urban Development Sites

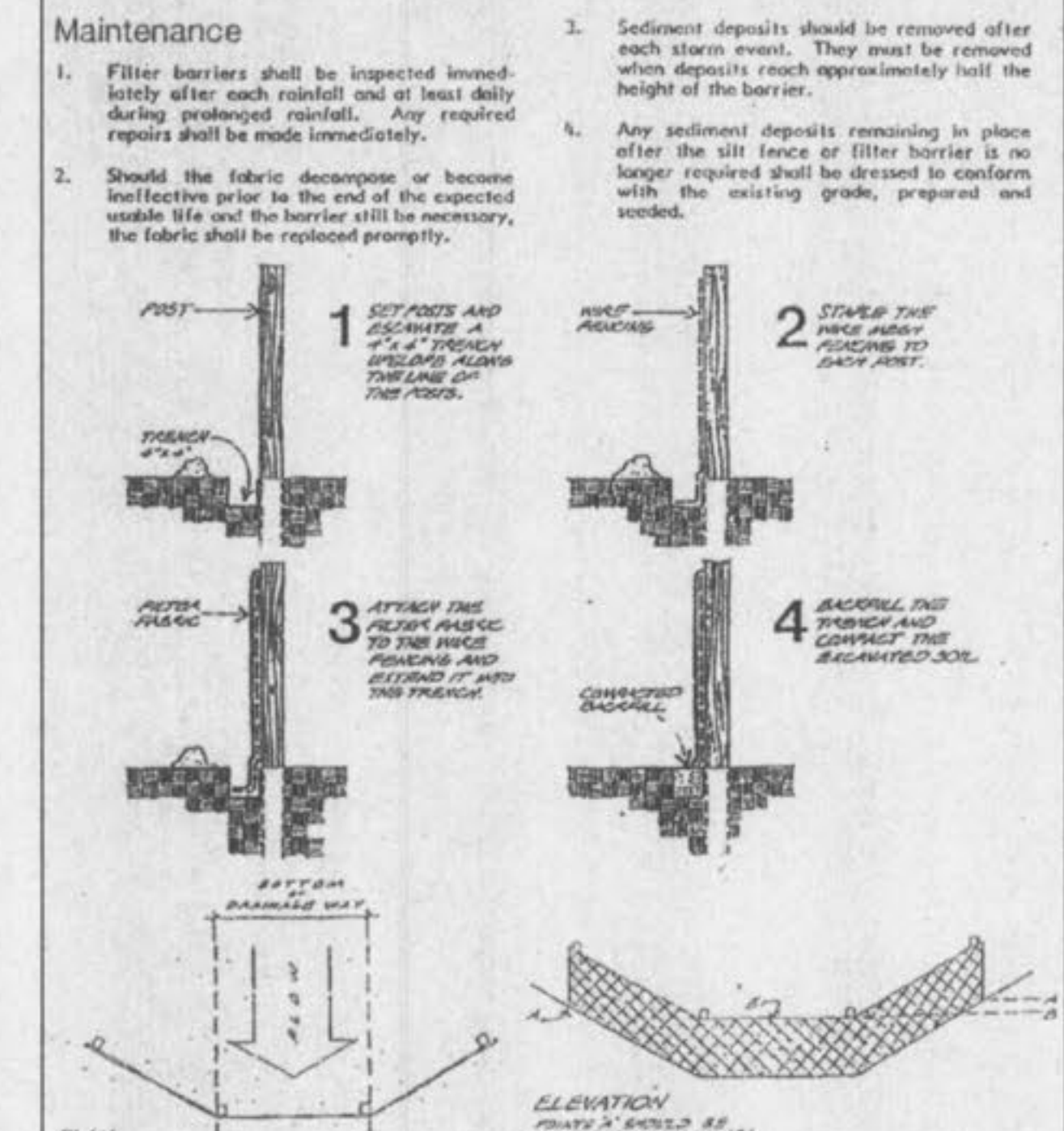
APPENDIX C



Placement and Construction of a Straw Bale Barrier

SYNTHETIC FILTER BARRIERS
For Urban Development Sites

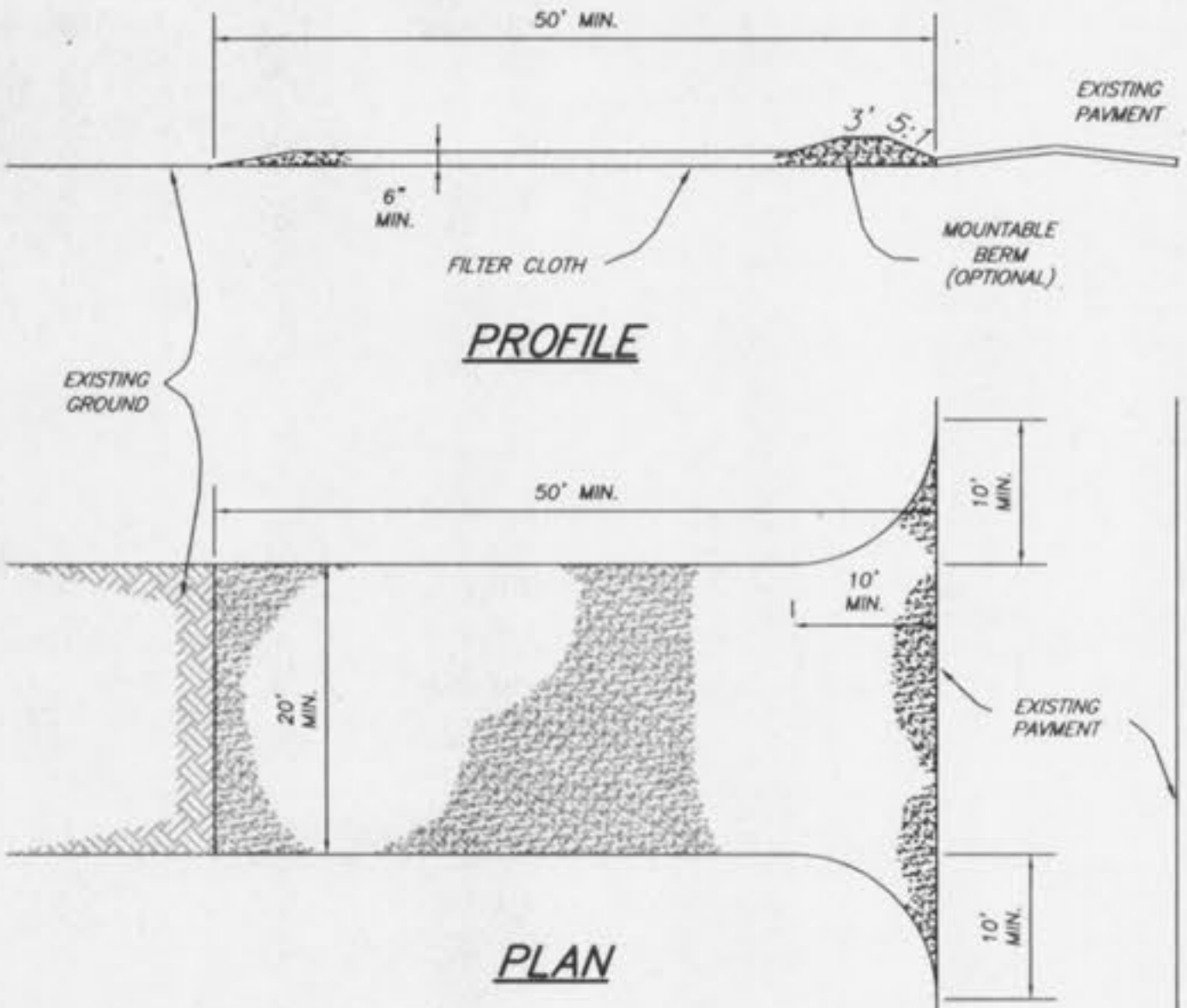
APPENDIX D



Placement and Construction of a Synthetic Filter Barrier

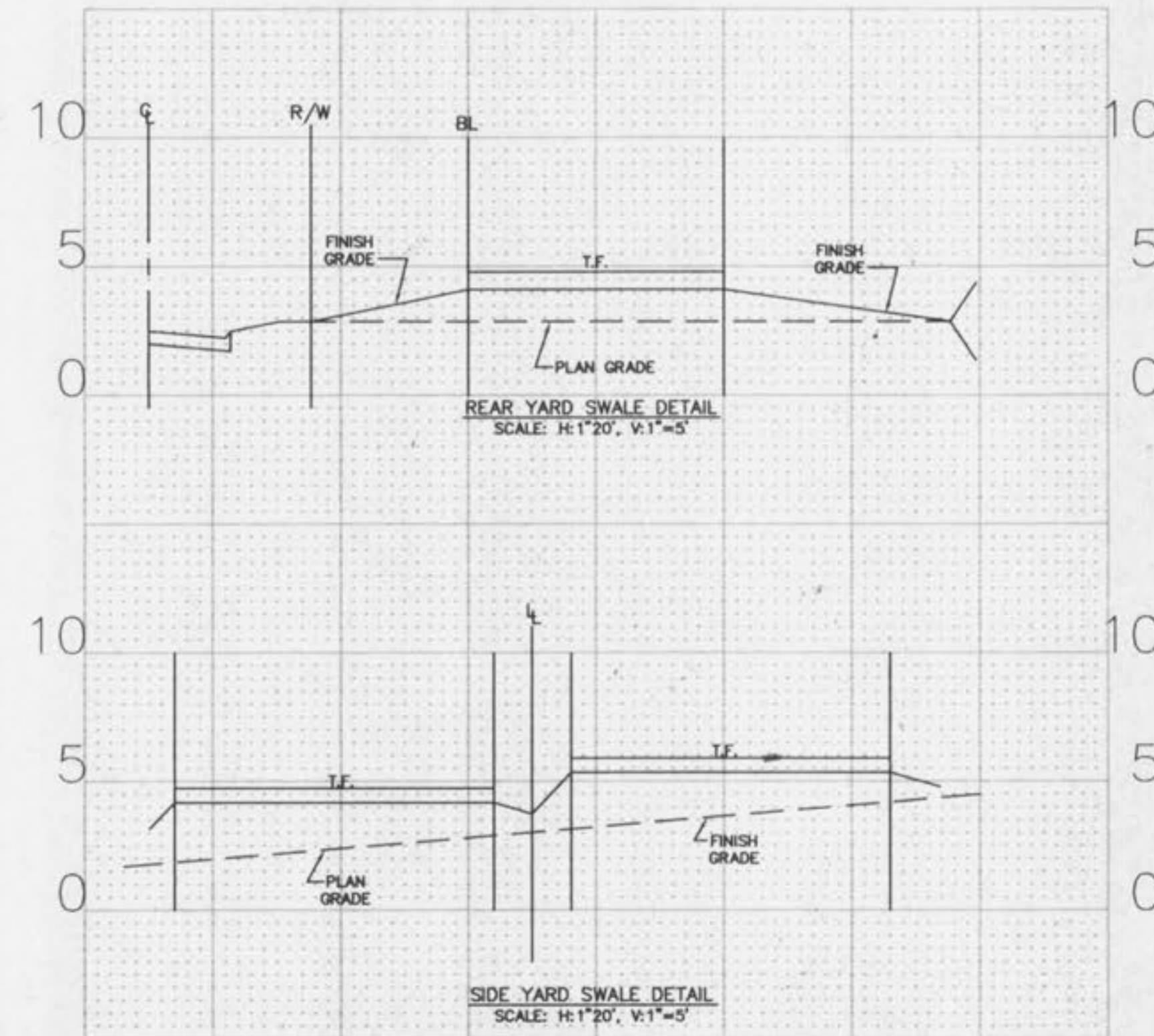
Maintenance

- Filter barriers shall be inspected immediately after each rainfall and at least daily during prolonged rainfall. Any required repairs shall be made immediately.
- Should the fabric decompose or become ineffective prior to the end of the expected usable life and the barrier still be necessary, the fabric shall be replaced promptly.
- Sediment deposits should be removed after each storm event. They must be removed when deposits reach approximately half the height of the barrier.
- Any sediment deposits remaining in place after the site or filter barrier is no longer required shall be dressed to conform with the existing grade, prepared and seeded.



- CONSTRUCTION SPECIFICATIONS**
- Stone Size - Use 2" stone, or reclaimed or recycled concrete equivalent.
 - Length - As required, but not less than 50 feet (except on a single residence lot where a 30 foot minimum length would apply).
 - Thickness - Not less than six (6) inches.
 - Width - Twenty (20) foot minimum, but not less than the full width at points where ingress or egress occurs.
 - Filter Cloth - Will be placed over the entire area prior to placing of stone. Filter will not be required on a single family residence lot.
 - Surface Water - All surface water flowing or diverted toward construction entrances shall be piped across the entrance. If piping is impractical, a mountable berm with 5:1 slopes will be permitted.
 - Maintenance - The entrance shall be maintained in a condition which will prevent tracking or flowing of sediment onto public rights-of-way. This may require periodic top dressing with additional stone as conditions demand and repair and/or cleanout of any measures used to trap sediment. All sediment spilled, dropped, washed or tracked onto public rights-of-way must be removed immediately.
 - Washing - Wheels shall be cleaned to remove sediment prior to entrance onto public rights-of-way. When washing is required, it shall be done on an area stabilized with stone and which drains into an approved sediment trapping device.
 - Periodic inspection and needed maintenance shall be provided after each rain.

STABILIZED CONSTRUCTION ENTRANCE/WASHDOWN AREA
NOT TO SCALE



ISSUE	REMARKS/DATE
1	10-19-01 FIRST SUBMITTAL
2	11-26-01 DCSD & CITY COMMENTS
3	12-12-01 DCSD COMMENTS & ADDRESSES

PREPARED FOR:
GOLDKAP III, L.L.C.
401 NORTH LINDBERGH BOULEVARD
ST. LOUIS, MISSOURI 63141
(314) 432-3088



PREPARED BY:
THE STERLING CO.
ENGINEERS & SURVEYORS
5055 NEW BARKSHARTNER ROAD
ST. LOUIS, MISSOURI 63112
(314) 487-0440 FAX 487-2844
E-Mail: Sterling@con-stl.net

PROJECT:	KENSINGTON PLACE ADDITION	
DRAWN:	DESIGNED:	CHECKED:
SHEET TITLE:		CONSTRUCTION DETAILS

NO.	01	01	012
M.S.D.	SHEET		
P#	CD4		
DIGITAL FILE LOCATION	SERIES-STERLING-2		
DATE	01/20/2001		
BY	JL		
OF			