

GRADE ALONG CURB (%)	MIN. LENGTH OF RAMP (L.F.)
NEGATIVE (-) VALUES	6
0 to +1	7
+1.01 to +2	8
+2.01 to +3	10
+3.01 to +4	12
GREATER THAN +4	15

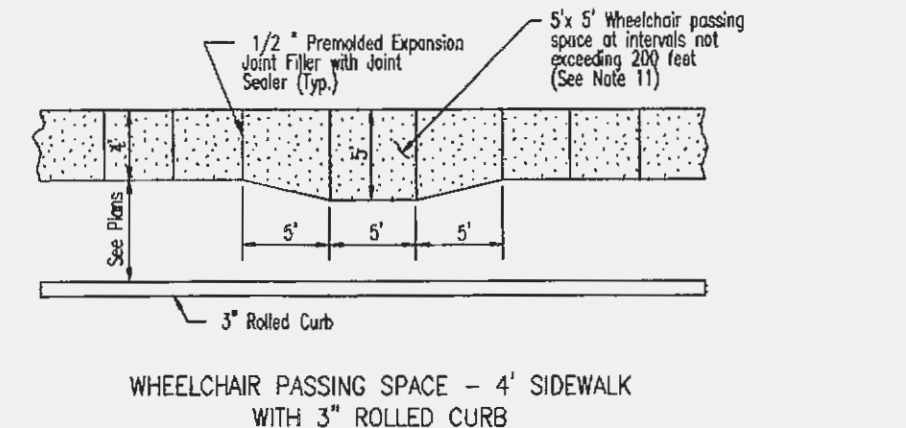
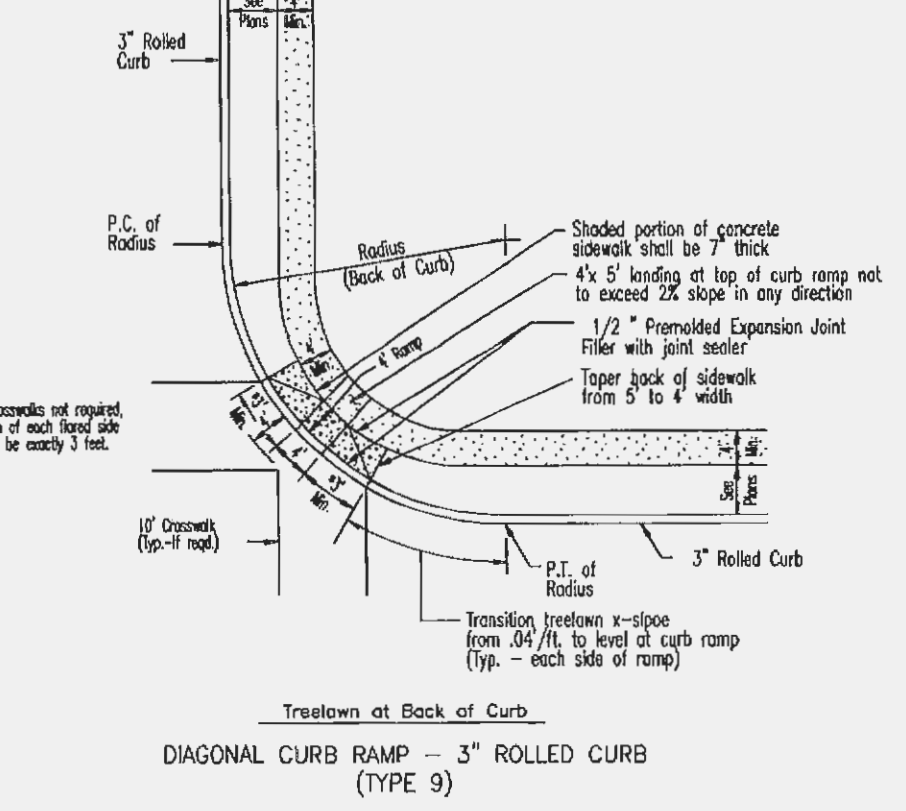
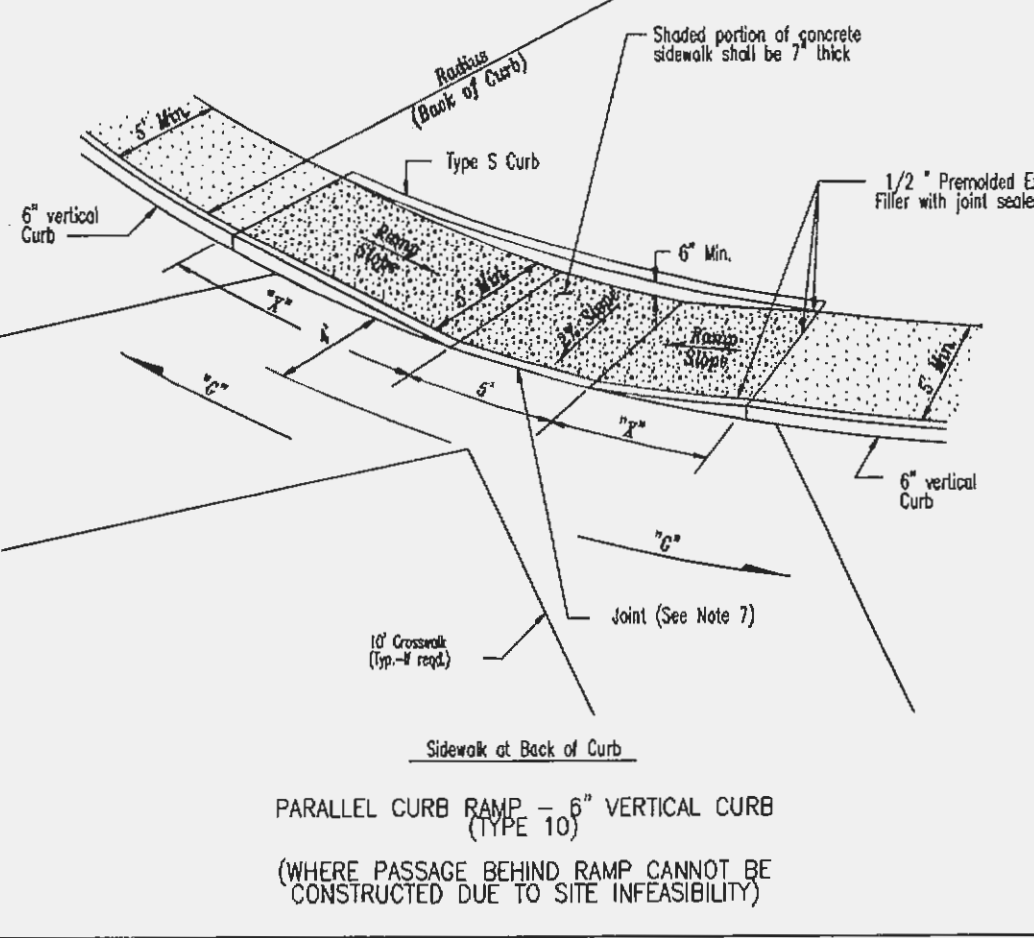
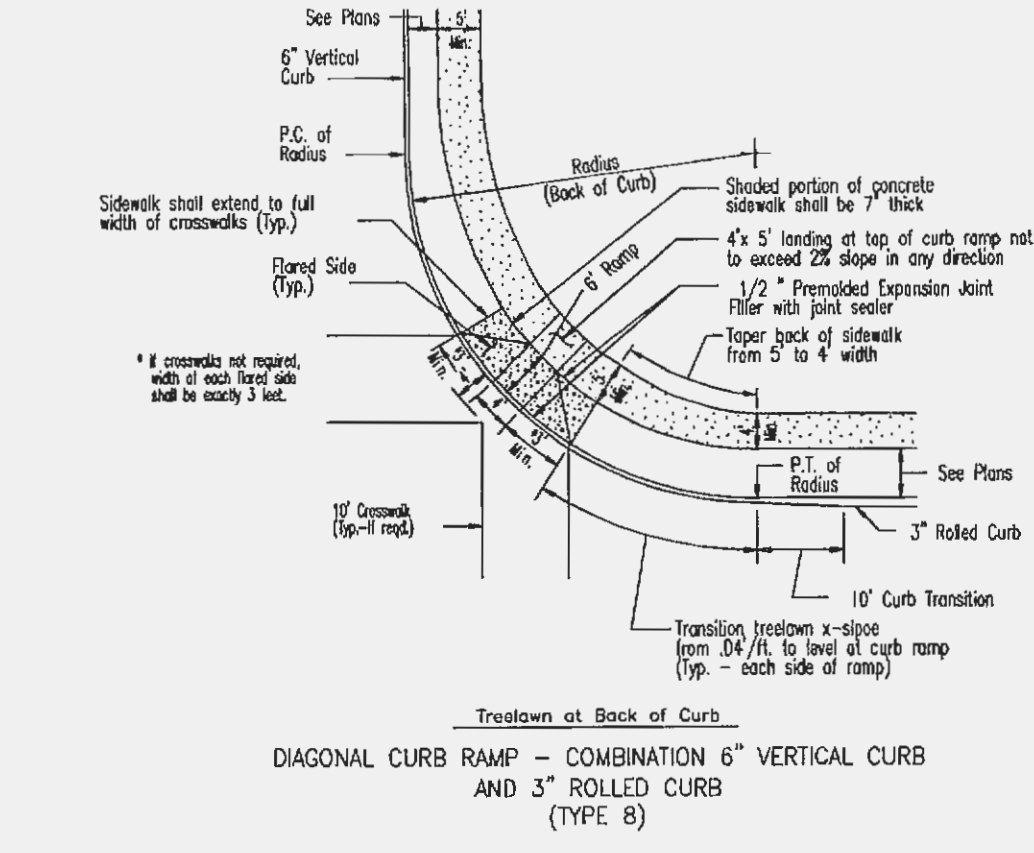
GRADE ALONG CURB (%)	MIN. LENGTH OF RAMP (L.F.)
NEGATIVE (-) VALUES	3
0 to +2	4
+2.01 to +3	5
+3.01 to +4	6
+4.01 to +5	8
+5.01 to +6	11
GREATER THAN +6	15

- GENERAL NOTES**
- Do not scale drawing. Follow dimensions.
 - Sidewalk and sidewalk curb ramps shall be constructed in accordance with these details and the current approved Missouri with Disabilities Act Accessibility Guidelines (ADAAG).
 - Provide a landing at the top of each straight ramp when the grade along curb is greater than +2% and less than +7%. For other values of +%, including all negative (-) values, no landing is required.
 - Minimum sidewalk width along 6" vertical curb shall be 5 feet. Minimum sidewalk width along 3" rolled curb shall be 4 feet.
 - Maximum sidewalk cross slope 0.02'/ft.
 - All sidewalk sections shall be 4" thick, except where indicated as 7" thick by shaded portions shown on details. All sidewalk sections and curb ramps, regardless of thickness, shall be paid for as Concrete Sidewalk.
 - Where curb ramp meets pavement, bullnose will not be permitted.
 - Construct a diagonal ramp when the maximum corner radius allowed for a straight ramp is exceeded.
 - If monolithic concrete curb is constructed, strike a dummy joint across bottom of ramp of curb line. If concrete curb is dowel-on, back out pavement to provide full depth curb across ramp from outer point of curb taper to outer point of curb taper.
 - For sidewalk locations on Cal-De-Sacs, refer to "Pavement Construction Details".
 - For pavement longitudinal and transverse joints and dowel end for bar requirements and dimensions, refer to the "Pavement Construction Details for Joints and Curb", Std. Dep. C608.11.
 - For roadway cross slopes, pavement types, and thicknesses, refer to "Standard Typical Sections".
 - All curb ramps shall have a detectable warning complying with "Americans with Disabilities Act Accessibility Guidelines" (ADAAG).

SAINT CHARLES COUNTY
HIGHWAY DEPARTMENT
ST. CHARLES, MISSOURI

PAVEMENT CONSTRUCTION DETAILS
**CONCRETE SIDEWALK
AND CURB RAMPS**

DATE: June, 2002 DRAWING
C608.10



GRADE ALONG CURB THROUGH ROUNDING (%)	LENGTH OF FLARED SIDE ALONG CURB (L.F.)
NEGATIVE (-) VALUES	6
0 to +1	7
+1.01 to +2	8
+2.01 to +3	10
+3.01 to +4	12
GREATER THAN +4	15

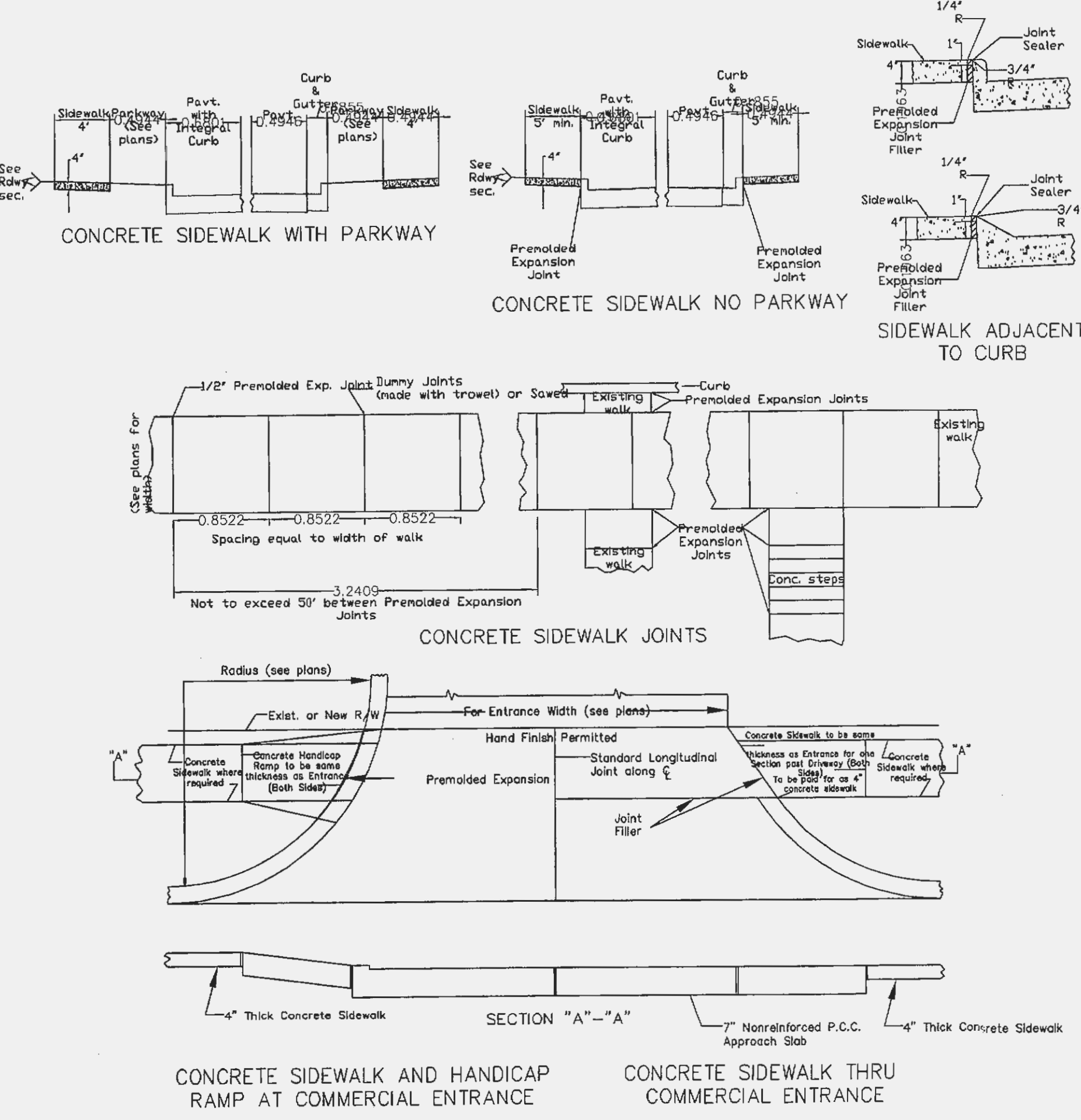
NOTE: Positive (+) % - Proceeding away from ramp and up a grade.
Negative (-) % - Proceeding away from ramp and down a grade.

- GENERAL NOTES**
- Do not scale drawing. Follow dimensions.
 - Sidewalk and sidewalk curb ramps shall be constructed in accordance with these details and the current approved Missouri with Disabilities Act Accessibility Guidelines (ADAAG).
 - Minimum sidewalk width along 6" vertical curb shall be 5 feet. Minimum sidewalk width along 3" rolled curb shall be 4 feet.
 - Maximum sidewalk cross slope 0.02'/ft.
 - All sidewalk sections shall be 4" thick, except where indicated as 7" thick by shaded portions shown on details. All sidewalk sections and curb ramps, regardless of thickness, shall be paid for as Concrete Sidewalk.
 - Where curb ramp meets pavement, bullnose will not be permitted.
 - If integral concrete curb is constructed, strike a dummy joint across bottom of ramp of curb line. If concrete curb is dowel-on, back out pavement to provide full depth curb across ramp from outer point of curb taper to outer point of curb taper.
 - For sidewalk locations on Cal-De-Sacs, refer to "Pavement Construction Details".
 - For pavement longitudinal and transverse joints and dowel end for bar requirements and dimensions, refer to the "Pavement Construction Details for Joints and Curb", Std. Dep. C608.11.
 - For roadway cross slopes, pavement types, and thicknesses, refer to "Standard Typical Sections".
 - The intersection of two sidewalks or the intersection of a sidewalk and a driveway may form an awkward passing space on sidewalks less than 5 feet wide.
 - All curb ramps shall have a detectable warning complying with "Americans with Disabilities Act Accessibility Guidelines" (ADAAG).

SAINT CHARLES COUNTY
HIGHWAY DEPARTMENT
ST. CHARLES, MISSOURI

PAVEMENT CONSTRUCTION DETAILS
**CONCRETE SIDEWALK
AND CURB RAMPS**

DATE: June, 2002 DRAWING
C608.12



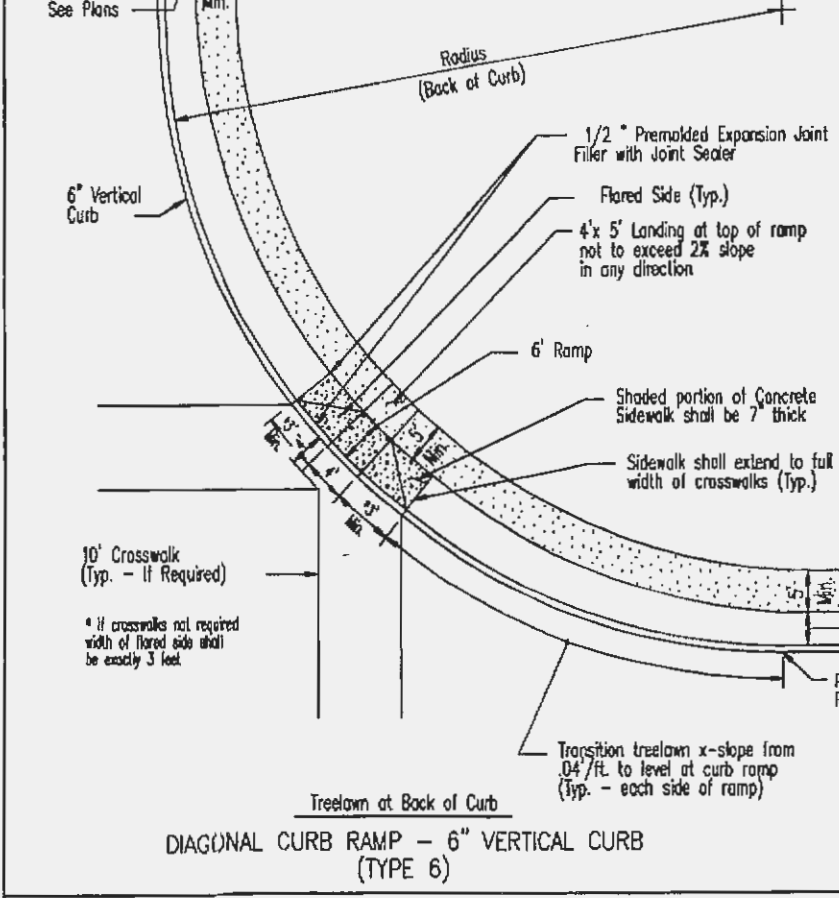
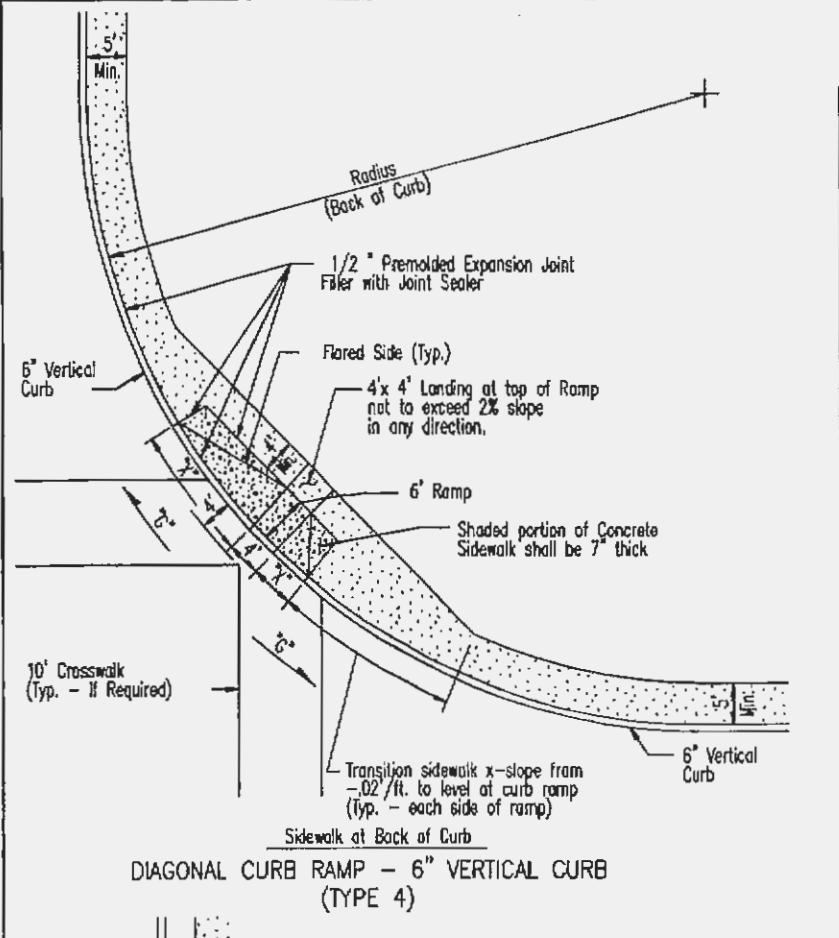
- GENERAL NOTES**
- Do not scale drawing. Follow dimensions.
 - Sidewalk cross slope 0.02'/ft.
 - Sidewalk thickness increases to 6" on each side of Private Driveways and 7" on each side of Commercial Driveways for one section of sidewalk equal in length to the width of the sidewalk. See "Entrance Construction Details".
 - Sidewalk thru private and commercial driveways will be paid for as 6" and 7" approaches, see "Integral Curb Detail 'B' At Driveways".
 - For sidewalk locations on Cal-De-Sacs see "Pavement Construction Details".
 - For longitudinal and transverse joints, dowel, and tie bar requirements and dimensions refer to the "Integral Curb Pavement Typical Sections and Details".
 - All necessary pavement markings by St. Charles County.
 - For roadway cross slopes, pavement types, and thickness, refer to "Standard Typical Section".
 - See "Integral Curb Detail 'B' at Driveways" for preformed expansion joint requirements.

SAINT CHARLES COUNTY
HIGHWAY DEPARTMENT
ST. CHARLES, MISSOURI

CONCRETE SIDEWALK

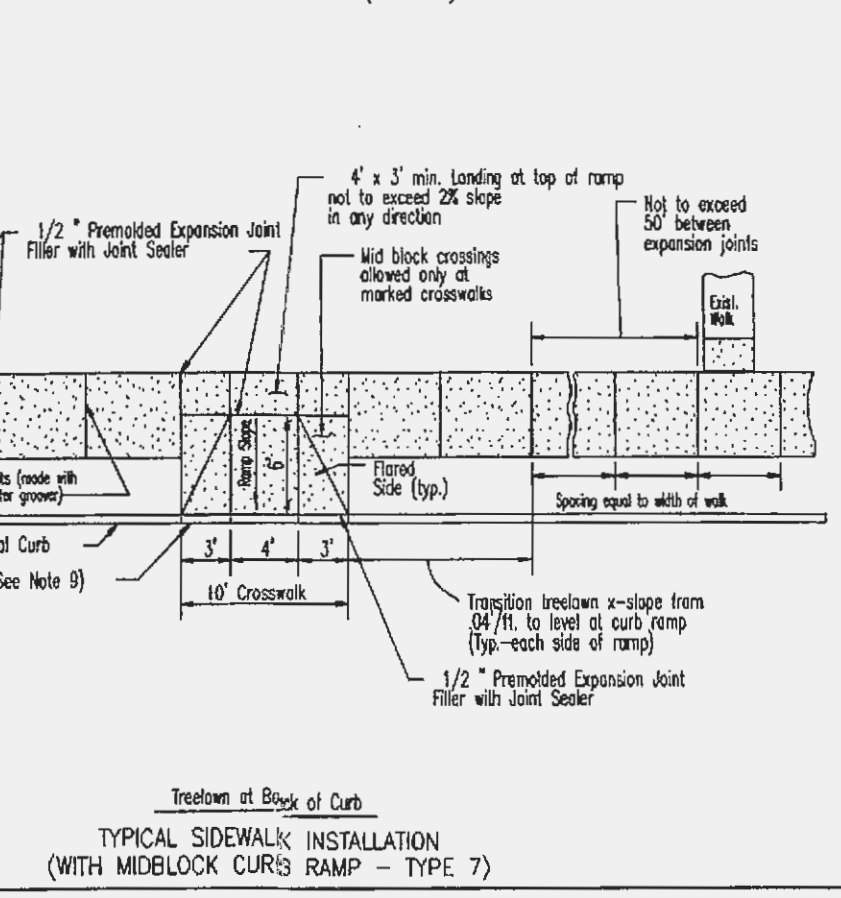
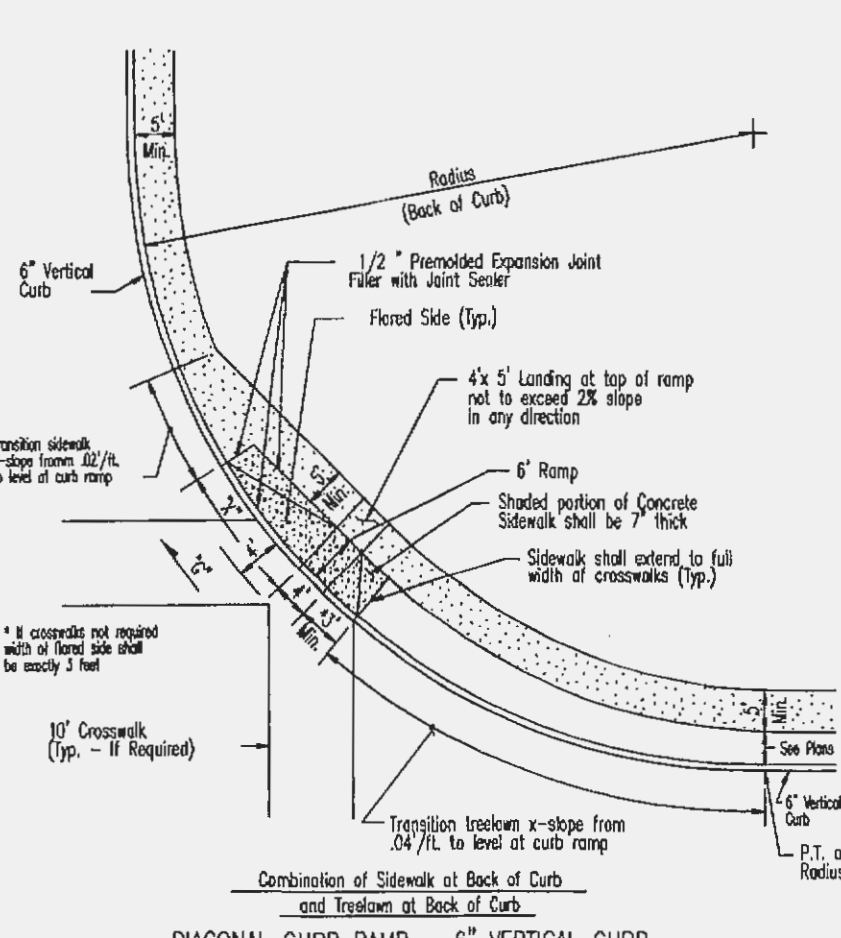
DATE: October, 2002 DRAWING
C608.14

ALL HANICAP RAMPS SHALL HAVE TRUNCATED DOMES IN ACCORDANCE WITH ADAAG. SEE SHEET D1 FOR DETAIL



GRADE ALONG CURB THROUGH ROUNDING (%)	LENGTH OF FLARED SIDE ALONG CURB (L.F.)
NEGATIVE (-) VALUES	6
0 to +1	7
+1.01 to +2	8
+2.01 to +3	10
+3.01 to +4	12
+4.01 to +5	15
+5.01 to +6	15
GREATER THAN +6	15

NOTE: Positive (+) % - Proceeding away from ramp and up a grade.
Negative (-) % - Proceeding away from ramp and down a grade.



- GENERAL NOTES**
- Do not scale drawing. Follow dimensions.
 - Sidewalk and sidewalk curb ramps shall be constructed in accordance with these details and the current approved Missouri with Disabilities Act Accessibility Guidelines (ADAAG).
 - Minimum sidewalk width along 6" vertical curb shall be 5 feet. Minimum sidewalk width along 3" rolled curb shall be 4 feet.
 - Maximum sidewalk cross slope 0.02'/ft.
 - All sidewalk sections shall be 4" thick, except where indicated as 7" thick by shaded portions shown on details. All sidewalk sections and curb ramps, regardless of thickness, shall be paid for as Concrete Sidewalk.
 - Where curb ramp meets pavement, bullnose will not be permitted.
 - If monolithic concrete curb is constructed, strike a dummy joint across bottom of ramp of curb line. If concrete curb is dowel-on, back out pavement to provide full depth curb across ramp from outer point of curb taper to outer point of curb taper.
 - For sidewalk locations on Cal-De-Sacs, refer to "Pavement Construction Details".
 - For pavement longitudinal and transverse joints and dowel end for bar requirements and dimensions, refer to the "Pavement Construction Details for Joints and Curb", Std. Dep. C608.11.
 - For roadway cross slopes, pavement types, and thicknesses, refer to "Standard Typical Sections".
 - All curb ramps shall have a detectable warning complying with "Americans with Disabilities Act Accessibility Guidelines" (ADAAG).

SAINT CHARLES COUNTY
HIGHWAY DEPARTMENT
ST. CHARLES, MISSOURI

PAVEMENT CONSTRUCTION DETAILS
**CONCRETE SIDEWALK
AND CURB RAMPS**

DATE: June, 2002 DRAWING
C608.11

11/04/04 REV PER CITY COMMENTS

**LAUREL SPRINGS
PAVEMENT DETAILS
IMPROVEMENT PLAN**

ST. CHARLES ENGINEERING & SURVEYING, INC.
801 S. FIFTH STREET, SUITE 202
ST. CHARLES, MO 63801
TEL: (636) 947-0607 FAX: (636) 947-2448

S E S



ORDER NO. 030849
DATE 8/13/04
D2