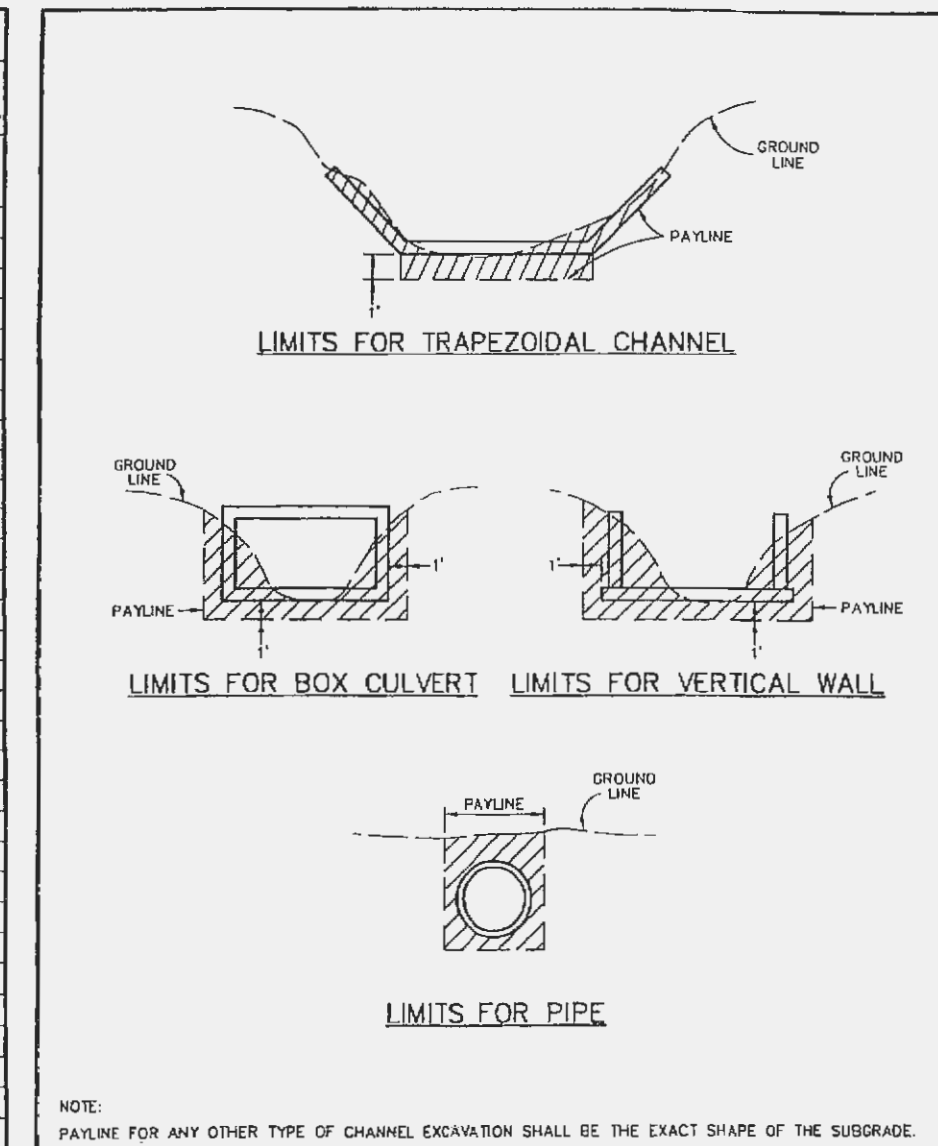
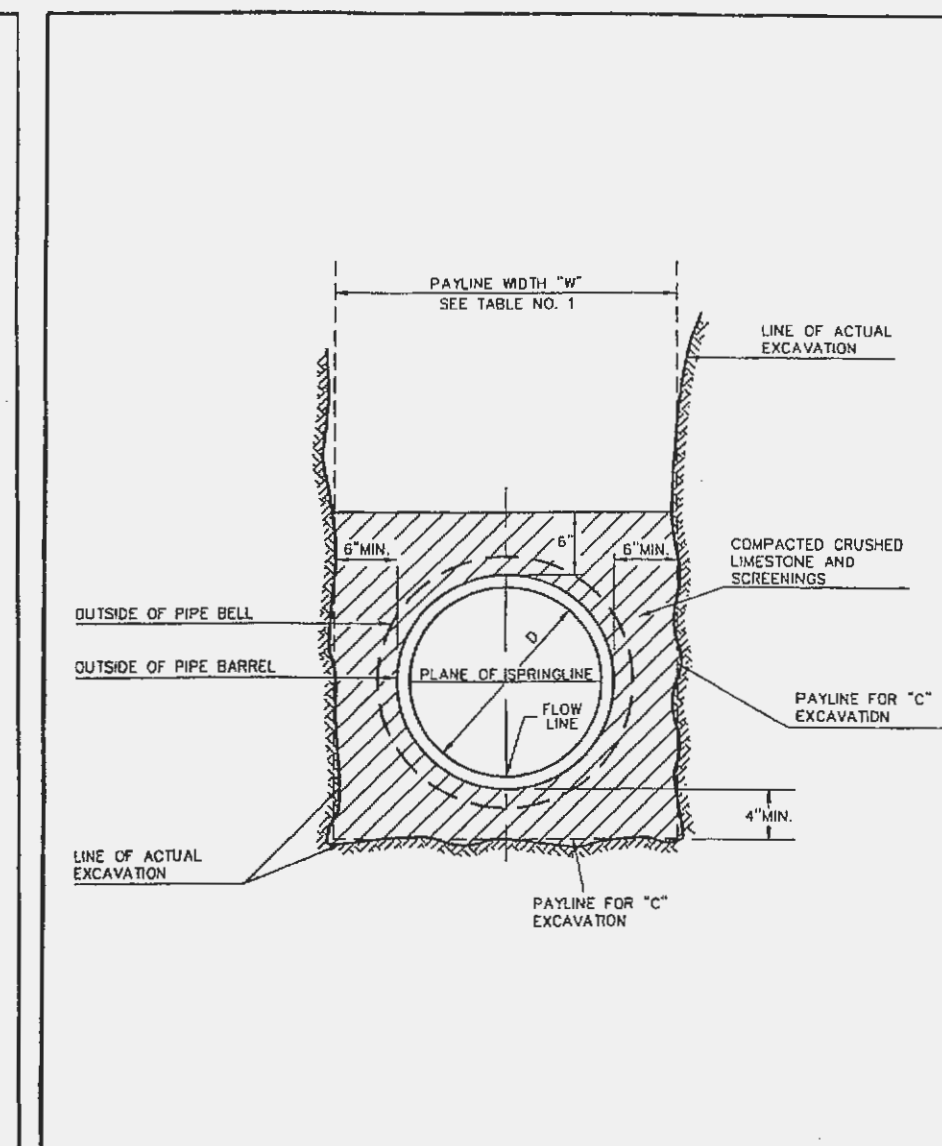


ROUND PIPE				HORIZONTAL ELLIPTICAL PIPE			
INSIDE DIAMETER OF PIPE (INCHES)	"W" PAYLINE WIDTH OF TRENCH (INCHES)	"M" PAYLINE WIDTH OF TRENCH (INCHES)	PAY-VOLUMES OF TRENCH (CUBIC FEET)	INSIDE DIMENSIONS OF PIPE (INCHES)	"W" PAYLINE WIDTH OF TRENCH (INCHES)	"M" PAYLINE WIDTH OF TRENCH (INCHES)	PAY-VOLUMES OF TRENCH (CUBIC FEET)
4	30	2.50	3.28				
6	30	2.50	3.58				
8	30	2.50	3.87				
10	30	2.50	4.08				
12	30	2.50	4.25				
15	36	3.00	5.05				
18	36	3.00	5.77	14 x 23	41	3.42	5.94
21	36	3.25	6.61				
24	42	3.50	7.39	19 x 30	49	4.08	7.68
27	45	3.75	8.16	22 x 34	55	4.42	8.61
30	48	4.08	9.30	24 x 36	56	4.83	9.70
33	51	4.42	10.53	27 x 42	62	5.17	10.71
36	54	4.67	11.43	29 x 45	66	5.50	11.72
DISCONTINUED							
39	63	5.25	13.36	32 x 49	71	5.92	13.14
42	63	5.25	13.36	34 x 53	75	6.25	14.05
48	70	5.83	15.27	38 x 60	83	6.92	16.18
54	77	6.42	18.15	43 x 68	92	7.57	18.81
60	84	7.00	20.73	48 x 76	101	8.42	21.59
66	91	7.58	23.45	53 x 83	109	8.08	24.33
72	98	8.17	26.37	58 x 91	118	9.83	27.45
78	105	8.75	29.38	63 x 98	126	10.50	30.50
84	112	9.33	32.57	68 x 106	135	11.25	33.91
90	119	9.92	35.90	72 x 113	143	11.92	36.99
96	126	10.50	39.37	77 x 121	152	12.67	40.89
102	133	11.08	42.99	82 x 128	160	13.33	44.45
108	140	11.67	46.73	87 x 136	168	14.00	47.79
114	147	12.25	50.66	92 x 143	176	14.67	51.20
120	154	12.83	54.72	97 x 151	185	15.42	55.01
126	161	13.42	58.92				
132	168	14.00	63.27	106 x 166	202	16.83	64.48
144	182	15.17	72.40	116 x 180	218	18.17	73.59

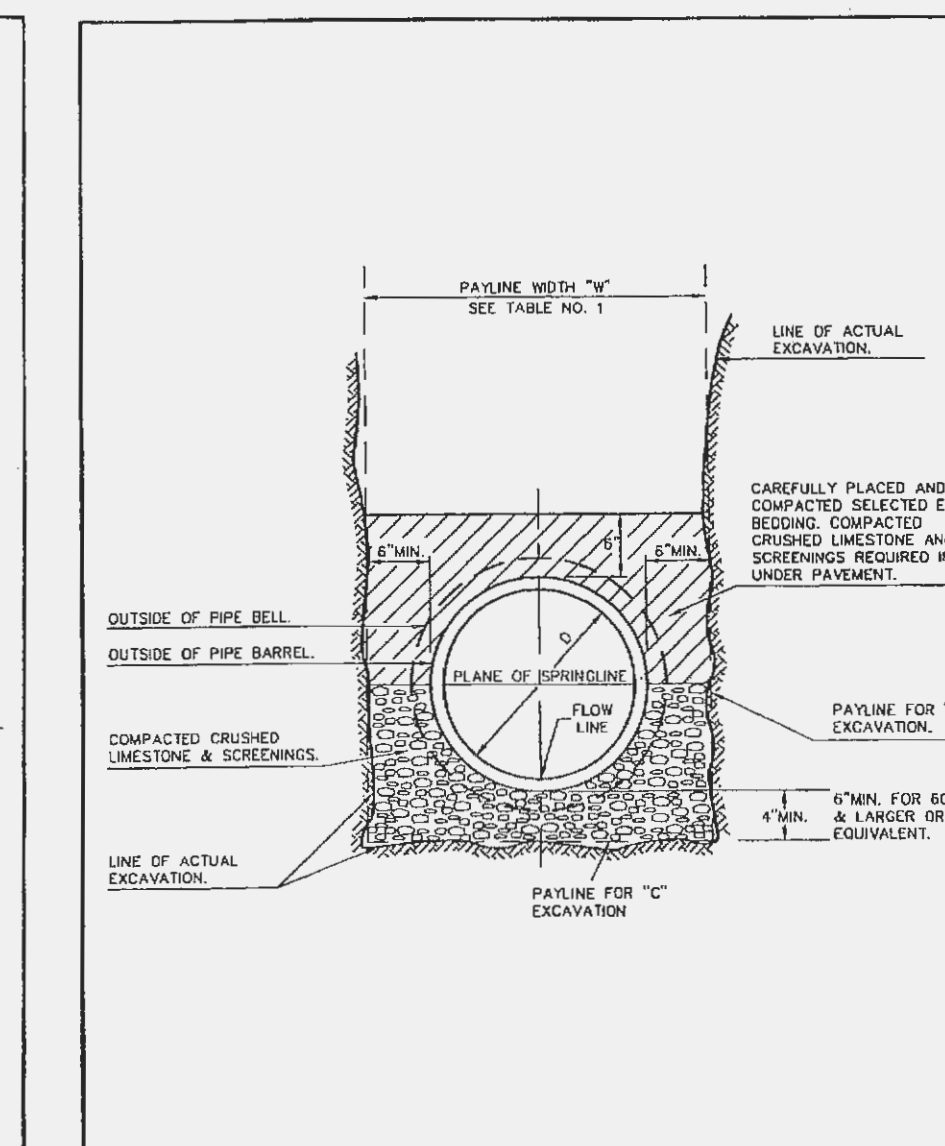
TABLE 1 PAYLINE WIDTHS OF TRENCH AND PAY-VOLUMES OF CONCRETE	METROPOLITAN ST. LOUIS SEWER DISTRICT Standard Details of Sewer Construction Dr. B.E.B. Ch. J.C.K. 2000 SHEET 1
-----------------------------------------------------------------	--------------------------------------------------------------------------------------------------------------------------



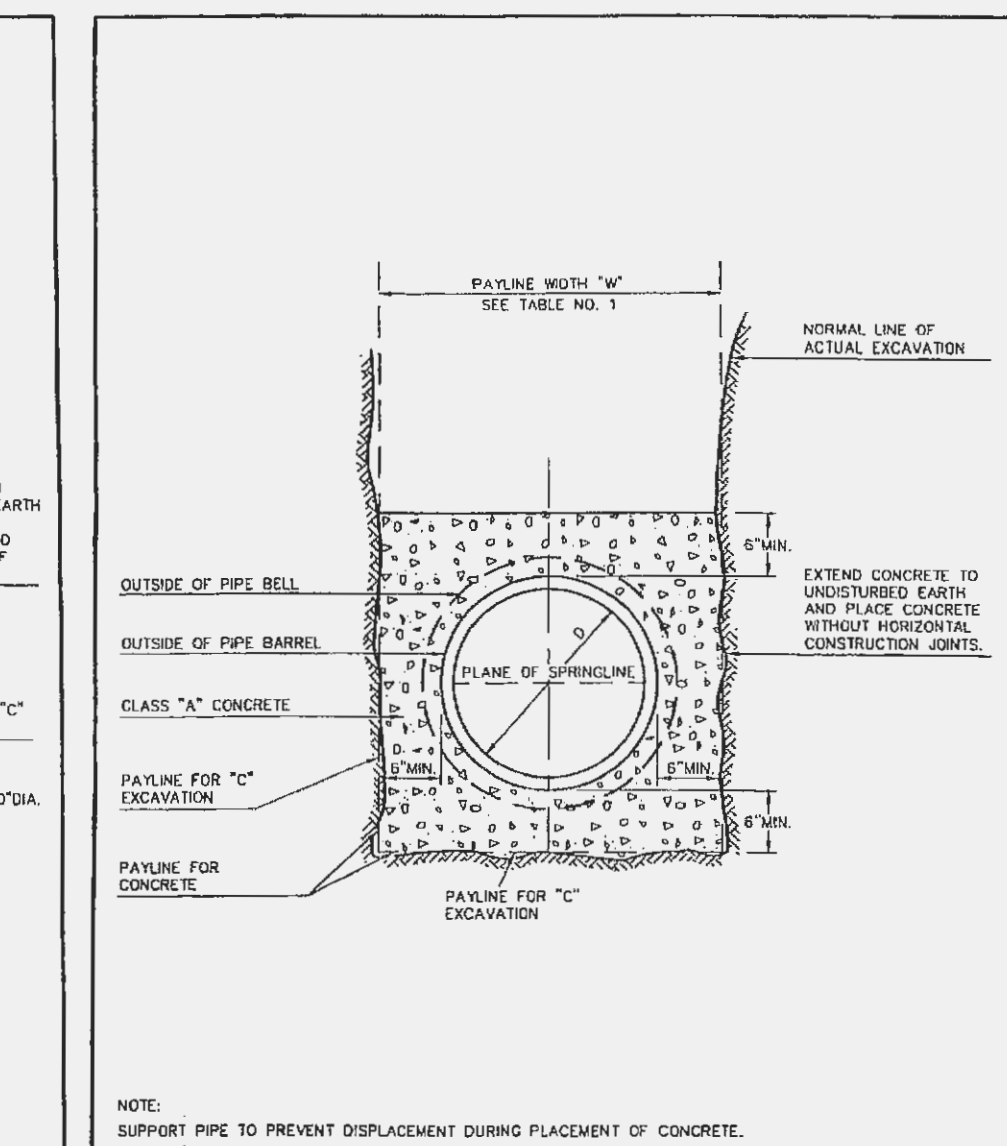
PAYLINE LIMITS FOR EXCAVATION	METROPOLITAN ST. LOUIS SEWER DISTRICT Standard Details of Sewer Construction Dr. W.S.H. Ch. J.C.K. 2000 SHEET 2
-------------------------------	--------------------------------------------------------------------------------------------------------------------------



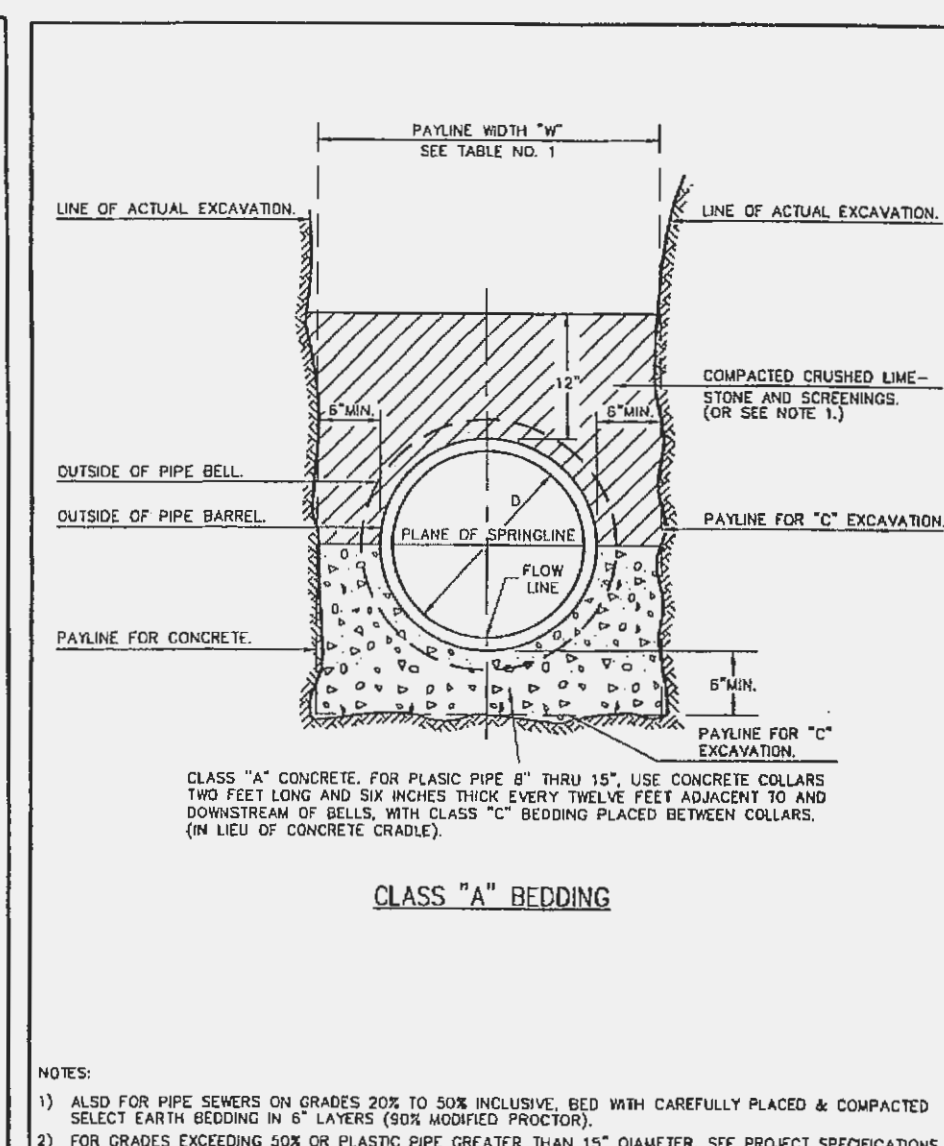
PIPE BEDDING CLASS "C" (FOR ALL PIPE EXCEPT REINFORCED CONCRETE PIPE)	METROPOLITAN ST. LOUIS SEWER DISTRICT Standard Details of Sewer Construction Dr. W.S.H. Ch. J.C.K. 2000 SHEET 4
-----------------------------------------------------------------------	--------------------------------------------------------------------------------------------------------------------------



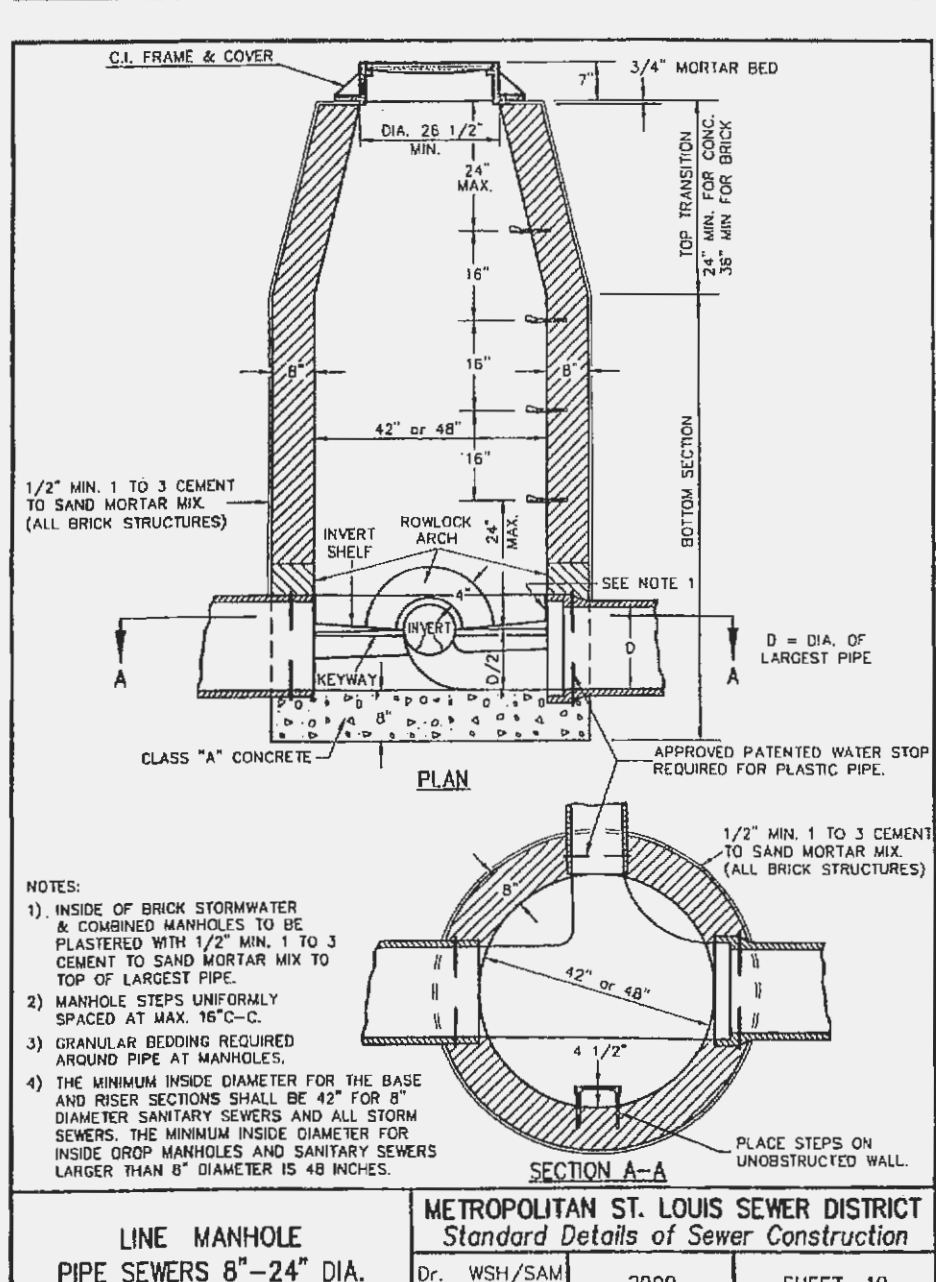
PIPE BEDDING CLASS "C" (MODIFIED FOR REINFORCED CONCRETE PIPE)	METROPOLITAN ST. LOUIS SEWER DISTRICT Standard Details of Sewer Construction Dr. W.S.H. Ch. J.C.K. 2000 SHEET 5
----------------------------------------------------------------	--------------------------------------------------------------------------------------------------------------------------



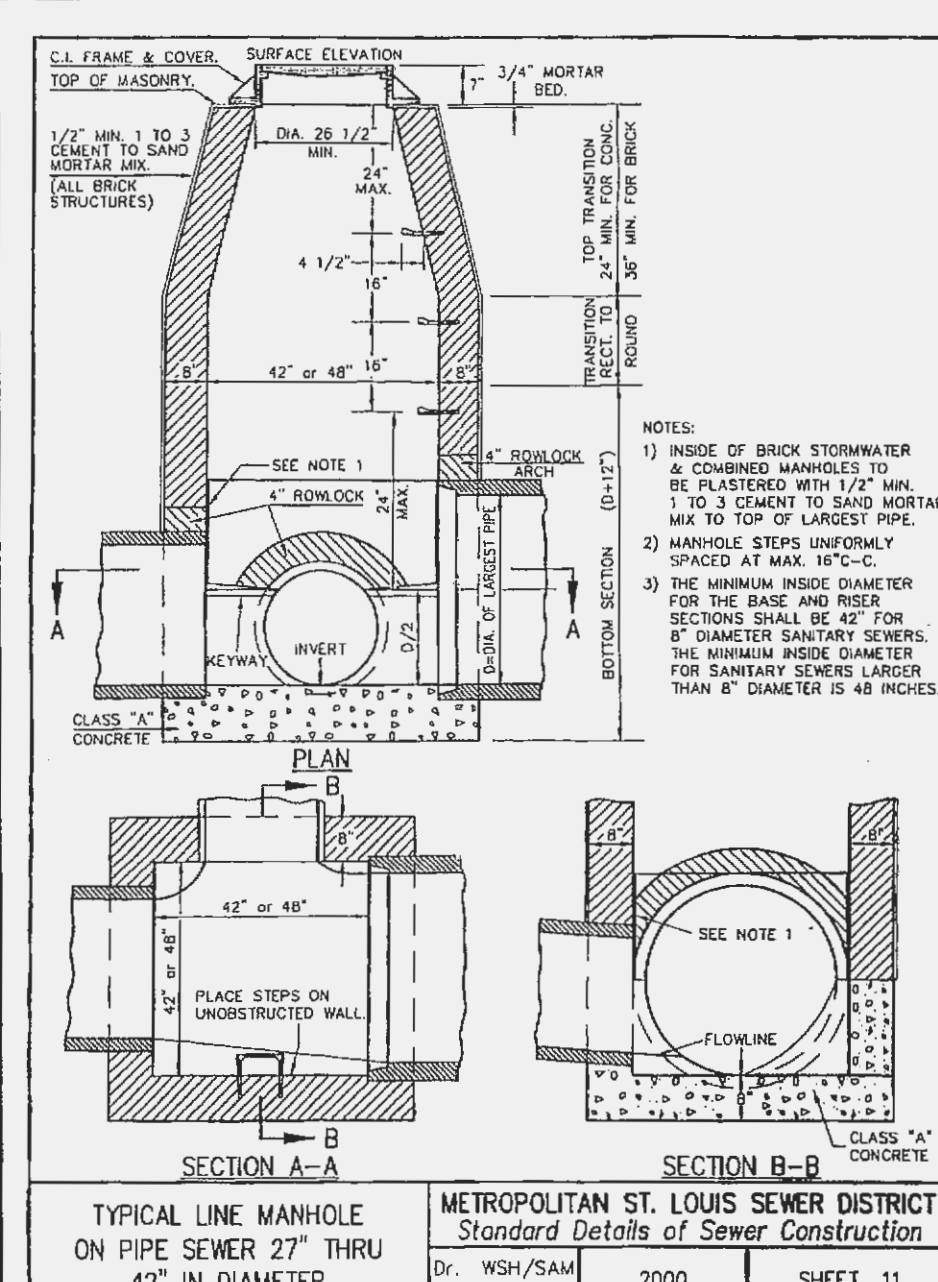
CONCRETE ENCASEMENT	METROPOLITAN ST. LOUIS SEWER DISTRICT Standard Details of Sewer Construction Dr. W.S.H. Ch. J.C.K. 2000 SHEET 8
---------------------	--------------------------------------------------------------------------------------------------------------------------



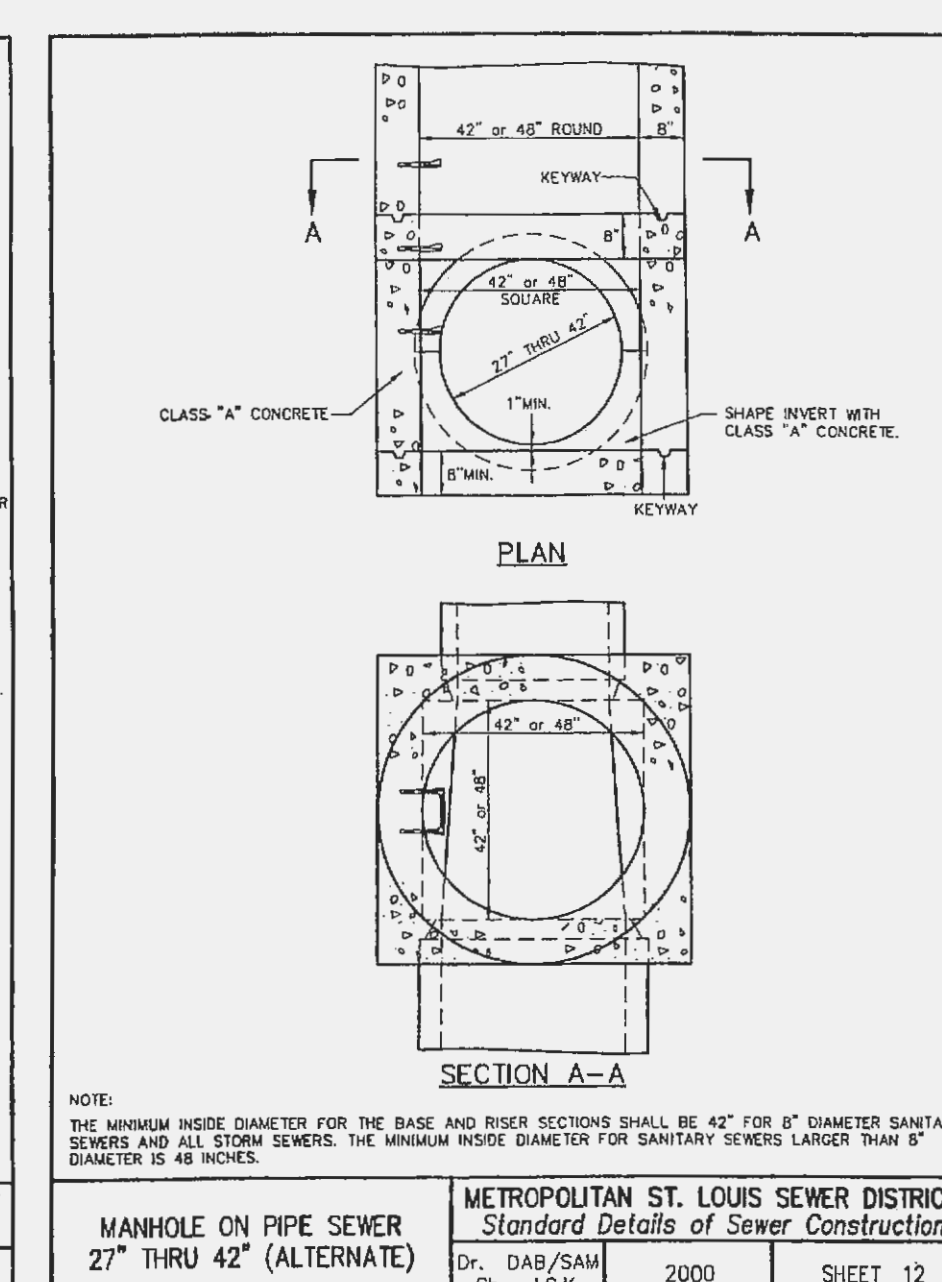
CONCRETE CRADLE	METROPOLITAN ST. LOUIS SEWER DISTRICT Standard Details of Sewer Construction Dr. W.S.H./SAM Ch. J.C.K. 2000 SHEET 9
-----------------	------------------------------------------------------------------------------------------------------------------------------



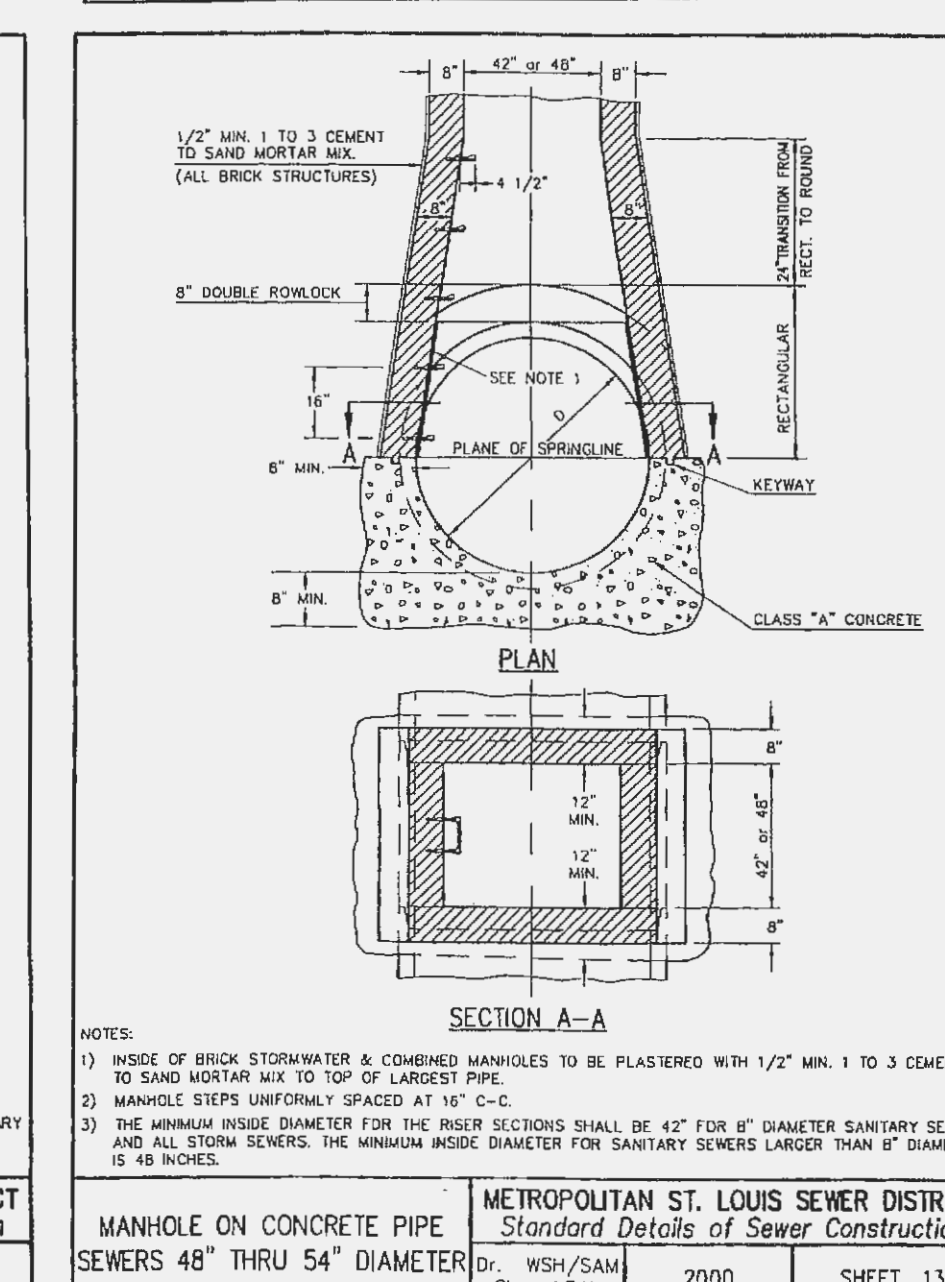
LINE MANHOLE PIPE SEWERS 8" - 24" DIA.	METROPOLITAN ST. LOUIS SEWER DISTRICT Standard Details of Sewer Construction Dr. W.S.H./SAM Ch. J.C.K. 2000 SHEET 10
----------------------------------------	-------------------------------------------------------------------------------------------------------------------------------



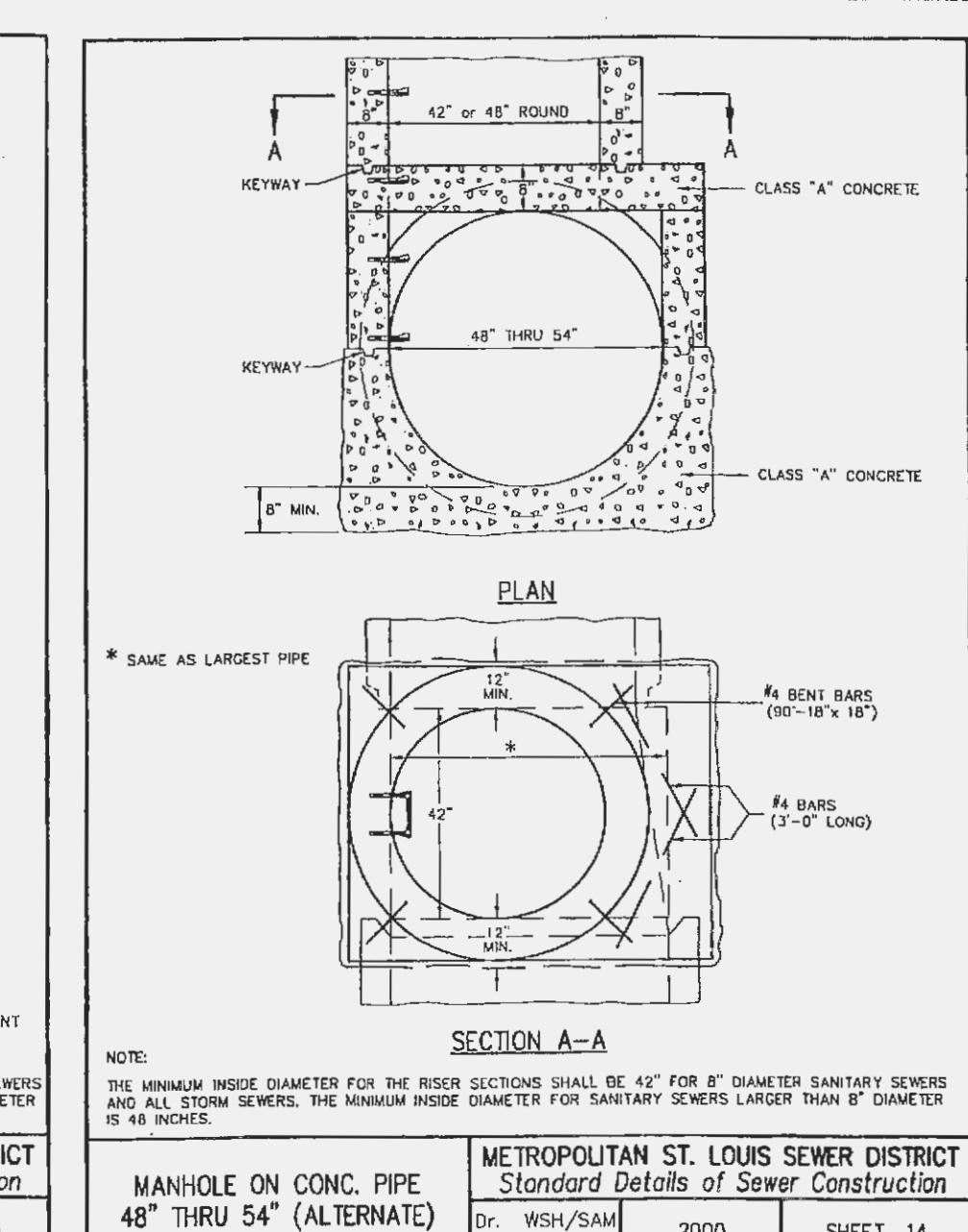
TYPICAL LINE MANHOLE ON PIPE SEWER 27" THRU 42" IN DIAMETER	METROPOLITAN ST. LOUIS SEWER DISTRICT Standard Details of Sewer Construction Dr. W.S.H./SAM Ch. J.C.K. 2000 SHEET 11
-------------------------------------------------------------	-------------------------------------------------------------------------------------------------------------------------------



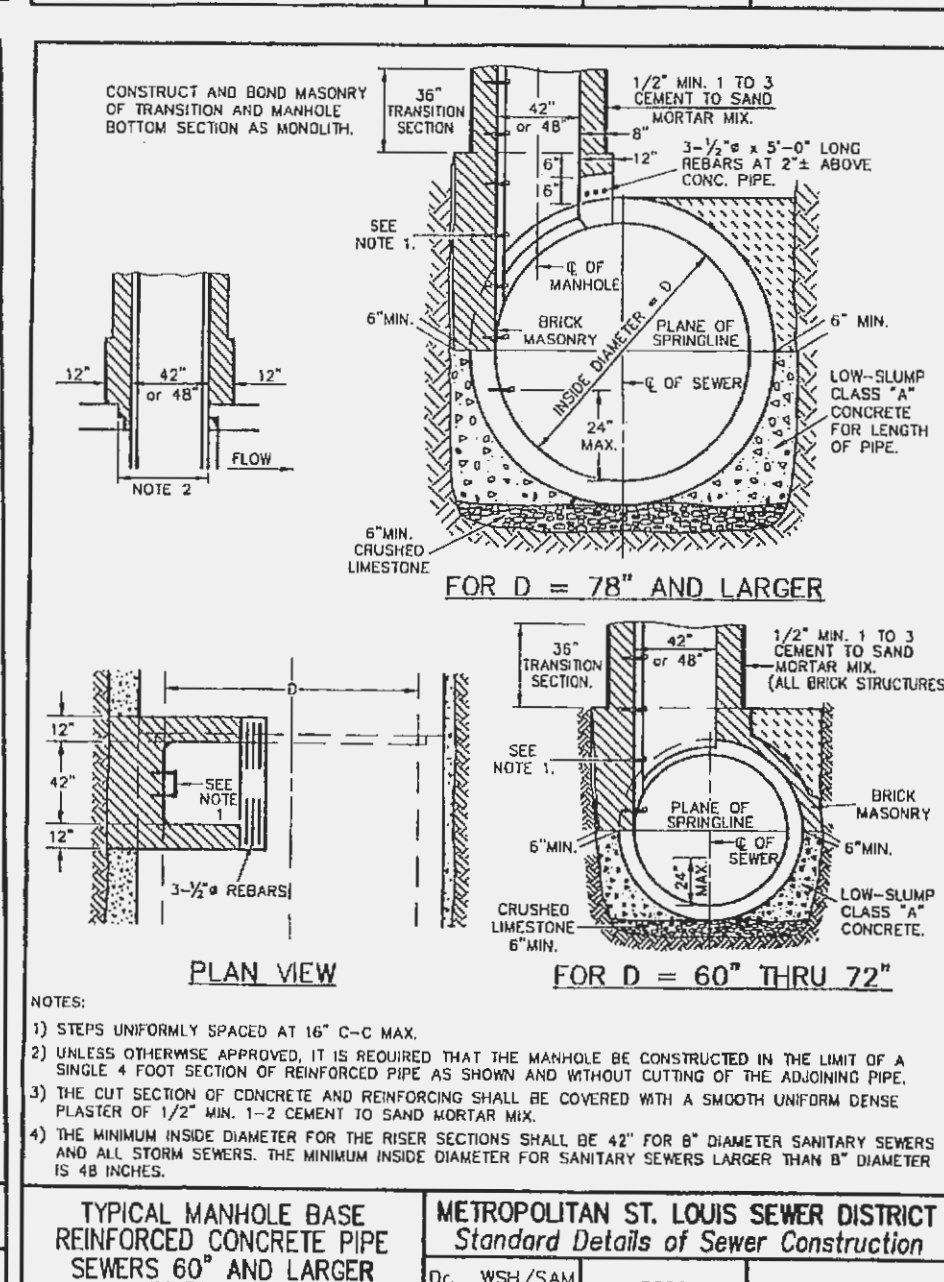
MANHOLE ON PIPE SEWER 27" THRU 42" (ALTERNATE)	METROPOLITAN ST. LOUIS SEWER DISTRICT Standard Details of Sewer Construction Dr. D.A.B./SAM Ch. J.C.K. 2000 SHEET 12
------------------------------------------------	-------------------------------------------------------------------------------------------------------------------------------



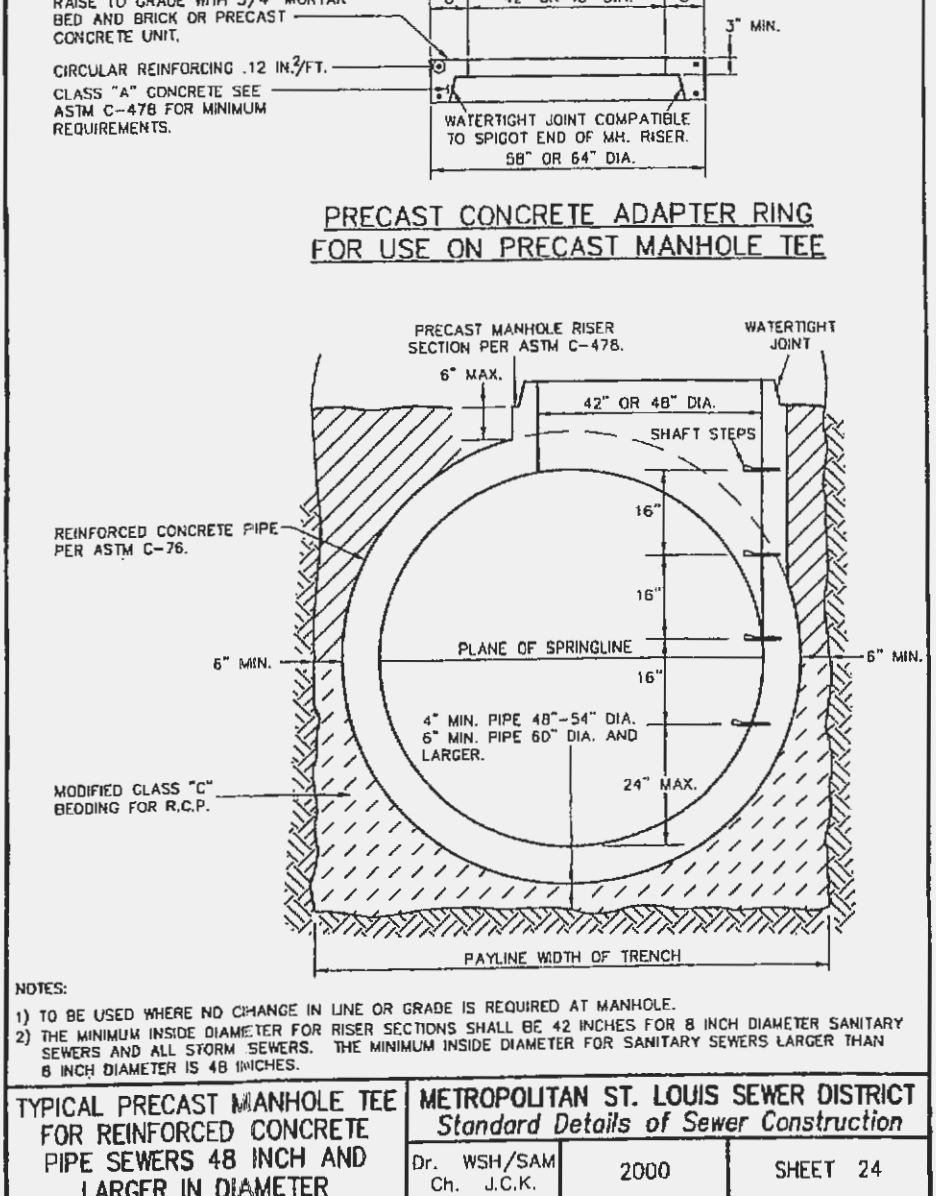
MANHOLE ON CONCRETE PIPE SEWERS 48" THRU 54" DIAMETER	METROPOLITAN ST. LOUIS SEWER DISTRICT Standard Details of Sewer Construction Dr. W.S.H./SAM Ch. J.C.K. 2000 SHEET 13
-------------------------------------------------------	-------------------------------------------------------------------------------------------------------------------------------



MANHOLE ON CONC. PIPE 48" THRU 54" (ALTERNATE)	METROPOLITAN ST. LOUIS SEWER DISTRICT Standard Details of Sewer Construction Dr. W.S.H./SAM Ch. J.C.K. 2000 SHEET 14
------------------------------------------------	-------------------------------------------------------------------------------------------------------------------------------




TYPICAL MANHOLE BASE REINFORCED CONCRETE PIPE SEWERS 60" AND LARGER IN DIAMETER	METROPOLITAN ST. LOUIS SEWER DISTRICT Standard Details of Sewer Construction Dr. W.S.H./SAM Ch. J.C.K. 2000 SHEET 15
---------------------------------------------------------------------------------	-------------------------------------------------------------------------------------------------------------------------------



TYPICAL PRECAST MANHOLE TEE FOR REINFORCED CONCRETE PIPE SEWERS 48 INCH AND LARGER IN DIAMETER	METROPOLITAN ST. LOUIS SEWER DISTRICT Standard Details of Sewer Construction Dr. W.S.H./SAM Ch. J.C.K. 2000 SHEET 24
------------------------------------------------------------------------------------------------	-------------------------------------------------------------------------------------------------------------------------------

**LAUREL SPRINGS**  
**STORM DETAILS**  
**IMPROVEMENT PLAN**

**ST. CHARLES ENGINEERING & SURVEYING, INC.**  
 801 S. FIFTH STREET, SUITE 202  
 ST. CHARLES, MO 63301  
 TEL: (636) 947-0607 FAX: (636) 947-2448



ORDER NO.	030849
DATE	08/13/04
D-6	