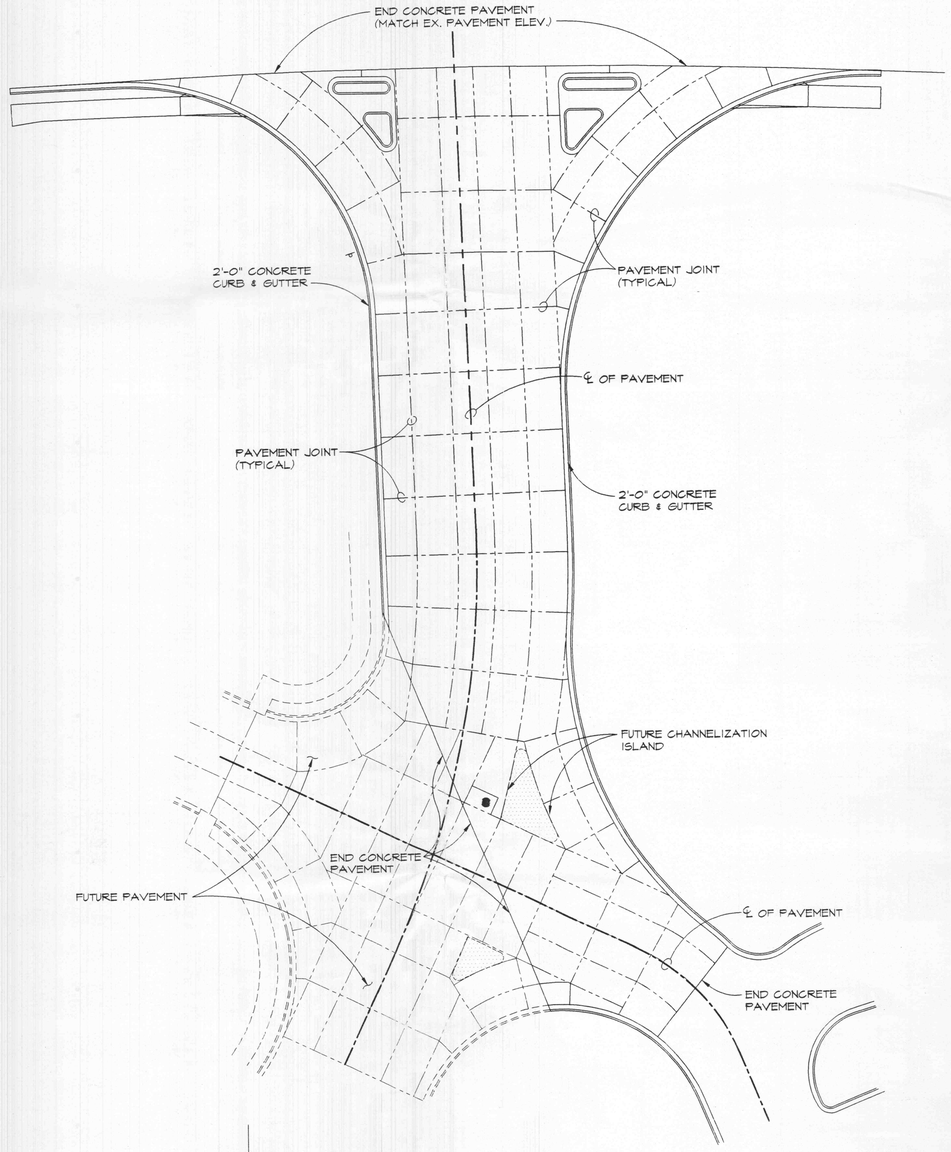

N

SCHEMATIC PLAN
CONNECTOR ROAD JOINT PATTERN
N.T.S.

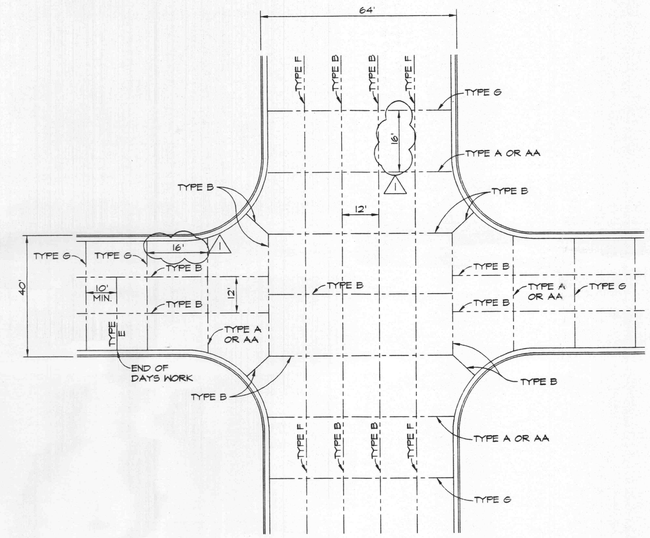

PLAN
TYPICAL JOINT PLACEMENT
N.T.S.

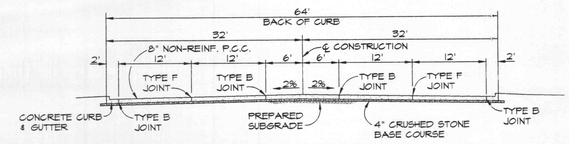

TYPICAL SECTION
CONNECTOR ROAD
N.T.S.

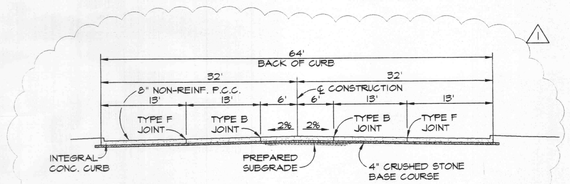

TYPICAL SECTION
CONNECTOR ROAD (ALTERNATE)
N.T.S.

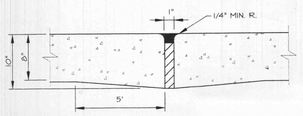

EXPANSION JOINT
TYPE A
N.T.S.

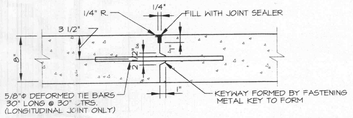

LONGITUDINAL CONST. JOINT
TYPE B
N.T.S.

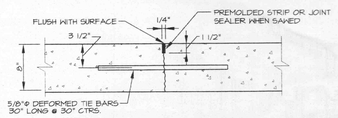

CONSTRUCTION JOINT
TYPE F
N.T.S.

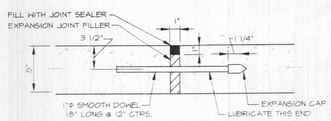

EXPANSION JOINT
TYPE AA
N.T.S.

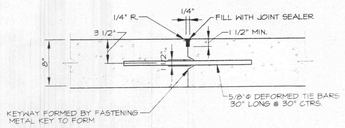

CONSTRUCTION JOINT
TYPE E
(TO BE USED AT POINT NOT ON 20' JOINT SPACING)

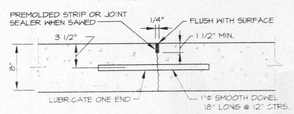

CONSTRUCTION JOINT
TYPE G
N.T.S.

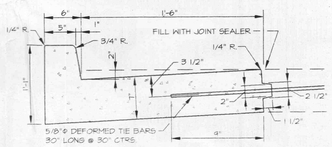

VERTICAL CURB AND GUTTER
(2'-0" WIDE)
N.T.S.

THE SEAL OF STANLEY F. VISNOVSKE ON THIS DRAWING APPLIES ONLY TO THE CIVIL/SITE ENGINEERING SHOWN. IT DOES NOT APPLY, NOR IS ANY RESPONSIBILITY TAKEN FOR GEOTECHNICAL (INCLUDING BUT NOT LIMITED TO SLOPE STABILITY), STRUCTURAL, HVAC, PLUMBING, ELECTRICAL, FIRE PROTECTION, TRAFFIC ENGINEERING, SURVEYING (BOUNDARY AND TOPOGRAPHIC), OR ARCHITECTURAL (BUILDING OR LANDSCAPE).

Heideman & Associates, Inc.
Consulting
Civil,Surveying
Electrical
Mechanical
Engineers
13545 Barrett Parkway Drive
Suite 200
St. Louis, Missouri 63021
Phone: 314-822-2217
Fax: 314-822-7858

PAVEMENT JOINT PLAN / DETAILS
LOWE'S of O'FALLON
O'Fallon, Missouri

REVISIONS	
DATE	DESCRIPTION
9/22/99	KCV REVIEW COMMENTS

DATE 8-30-99
CHECKED BY SFV
DRAWN BY DPB
SHEET NO. C-11
JOB NO. 98293