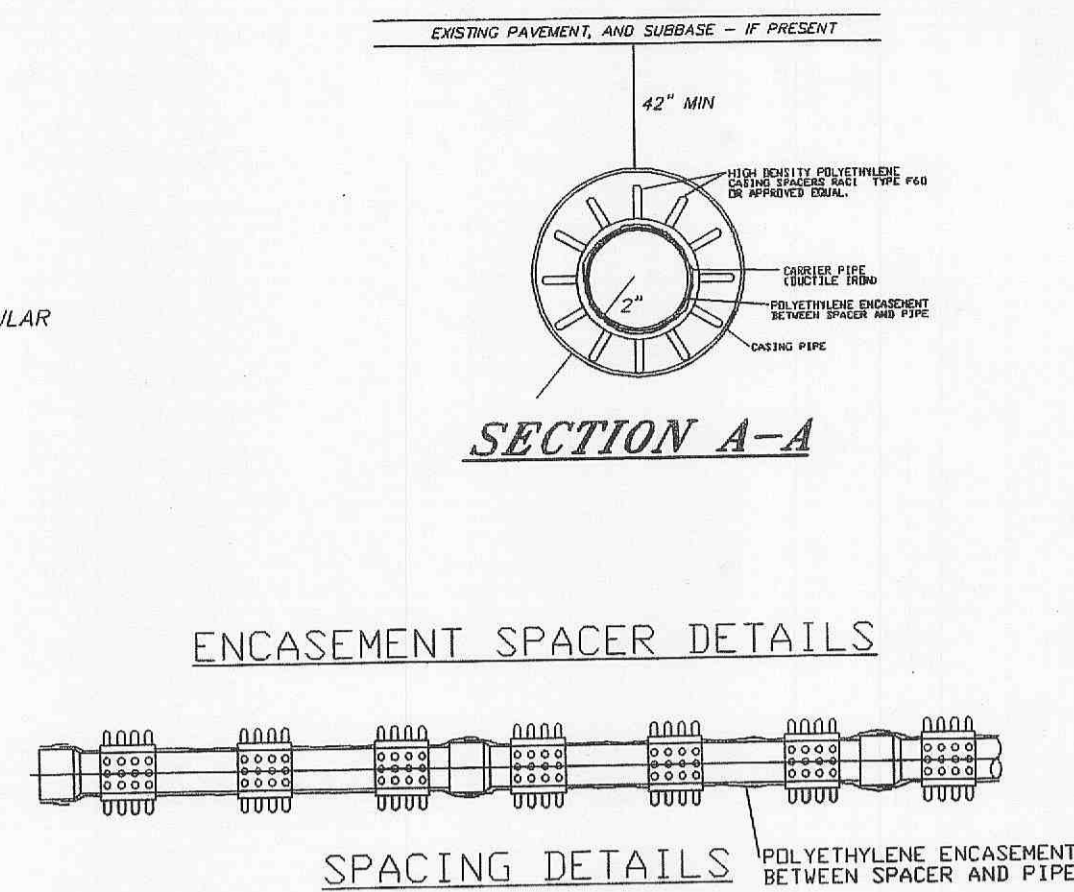


**BORE DETAIL**

**BORING NOTES**

- DO NOT SCALE DRAWING. FOLLOW DIMENSIONS.
- INSTALLATION OF THE CASING AND CARRIER PIPES SHALL MEET THE REQUIREMENTS FOR THE CITY OF O'FALLON SPECIFICATIONS.
- ALL JOINTS IN THE CASING PIPE SHALL BE WELDED.
- THE PIPE TO BE PLACED IN THE BORE HOLE SHALL BE CAST-IRON PIPE EXCEPT AS REQUIRED ON THE PLANS.
- STEEL CASING PIPE USED IN THE INSTALLATION OF WATER OR SEWER LINE AND CONDUITS SHALL HAVE A MINIMUM YIELD STRENGTH OF 35,000 P.S.I.
- CARRIER PIPE SHALL BE 8" DIA. PVC.
- CASING PIPE SHALL BE 12" DIA. STEEL, (0.281" WALL THICKNESS).
- NOTE: EXISTING FACILITIES ARE TO REMAIN IN USE AT ALL TIMES. IT IS THE RESPONSIBILITY OF THE CONTRACTOR TO LOCATE ALL SERVICE LINES AND UTILITIES PRIOR TO CONSTRUCTION.

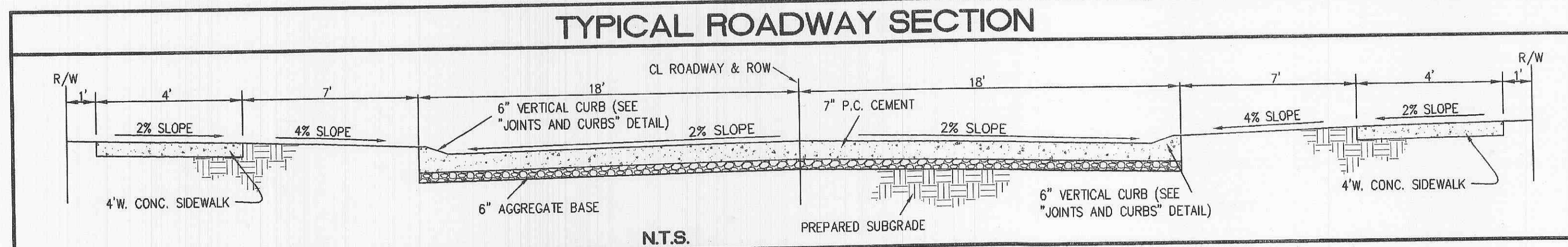
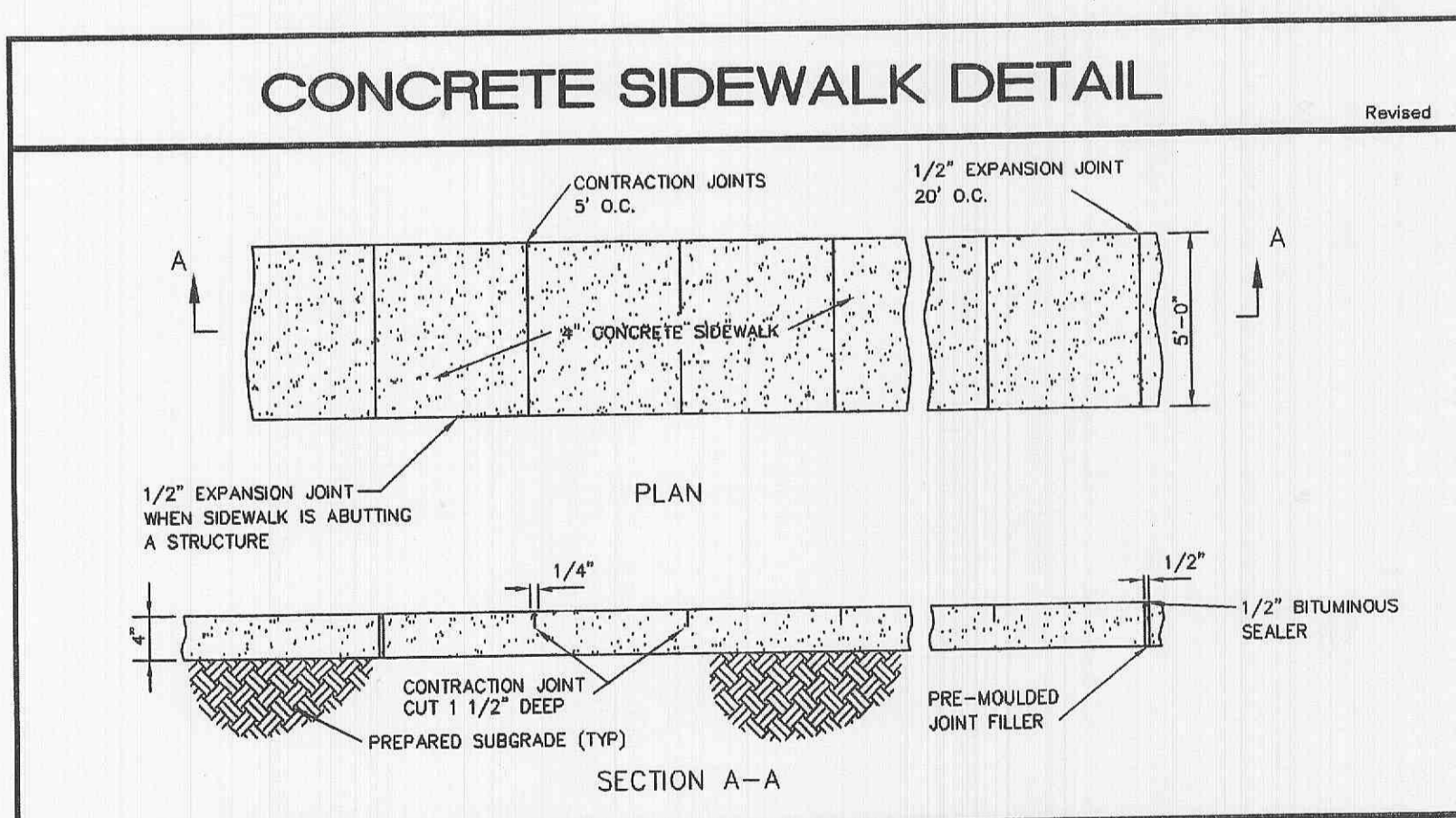
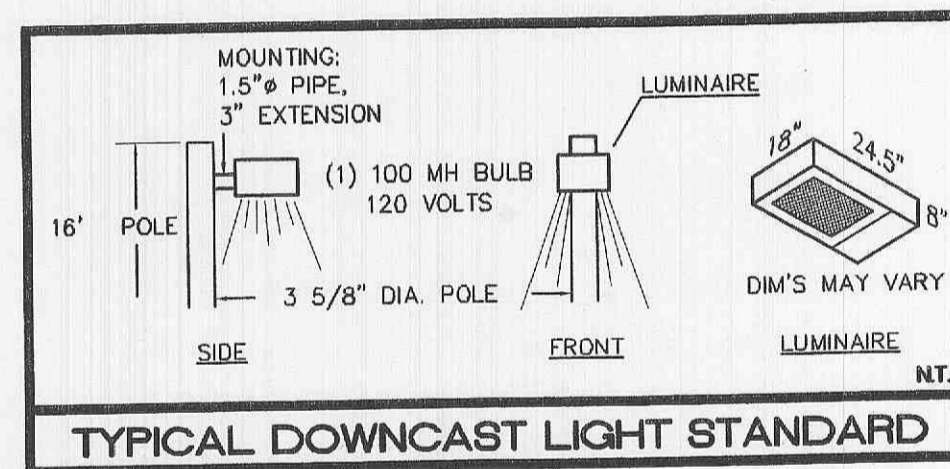
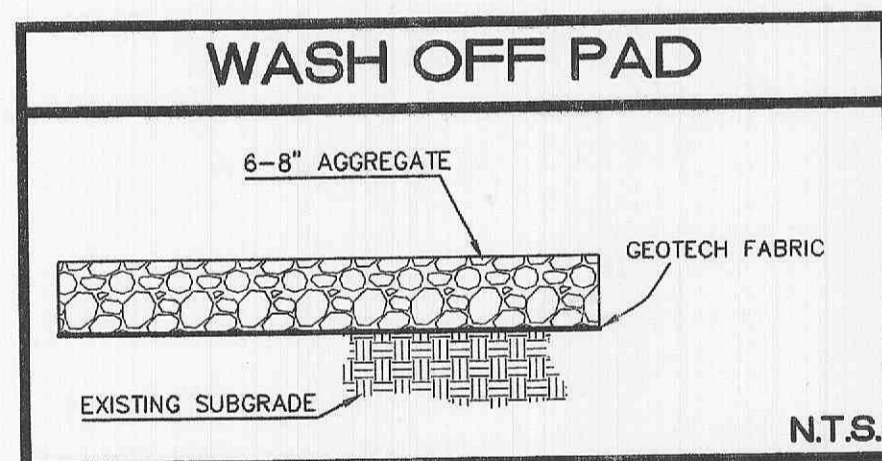


**ENCASUREMENT SPACER DETAILS**

**SPACING DETAILS**

**MAGNOLIA COMMERCIAL PAVEMENT DETAILS**

CISSELL MUELLER



**N.T.S.**

### VEGETATIVE ESTABLISHMENT FOR URBAN DEVELOPMENT SITES

**APPENDIX A**

Seeding Rates:

Permanent:

- Tall Fescue - 30 lbs./ac.
- Smooth Brome - 20 lbs./ac.
- Combined: Fescue @ 15 lbs./ac. and Brome @ 10 lbs./ac.

Temporary:

- Wheat or Rye - 150 lbs./ac. (3.5 lbs. per 1000 sq. ft.)
- Oats - 120 lbs./ac. (2.75 lbs. per 1000 sq. ft.)

Seeding Periods:

- Fescue or Brome: March 1 to June 1
- Wheat or Rye: August 1 to October 1
- Oats: March 15 to November 1

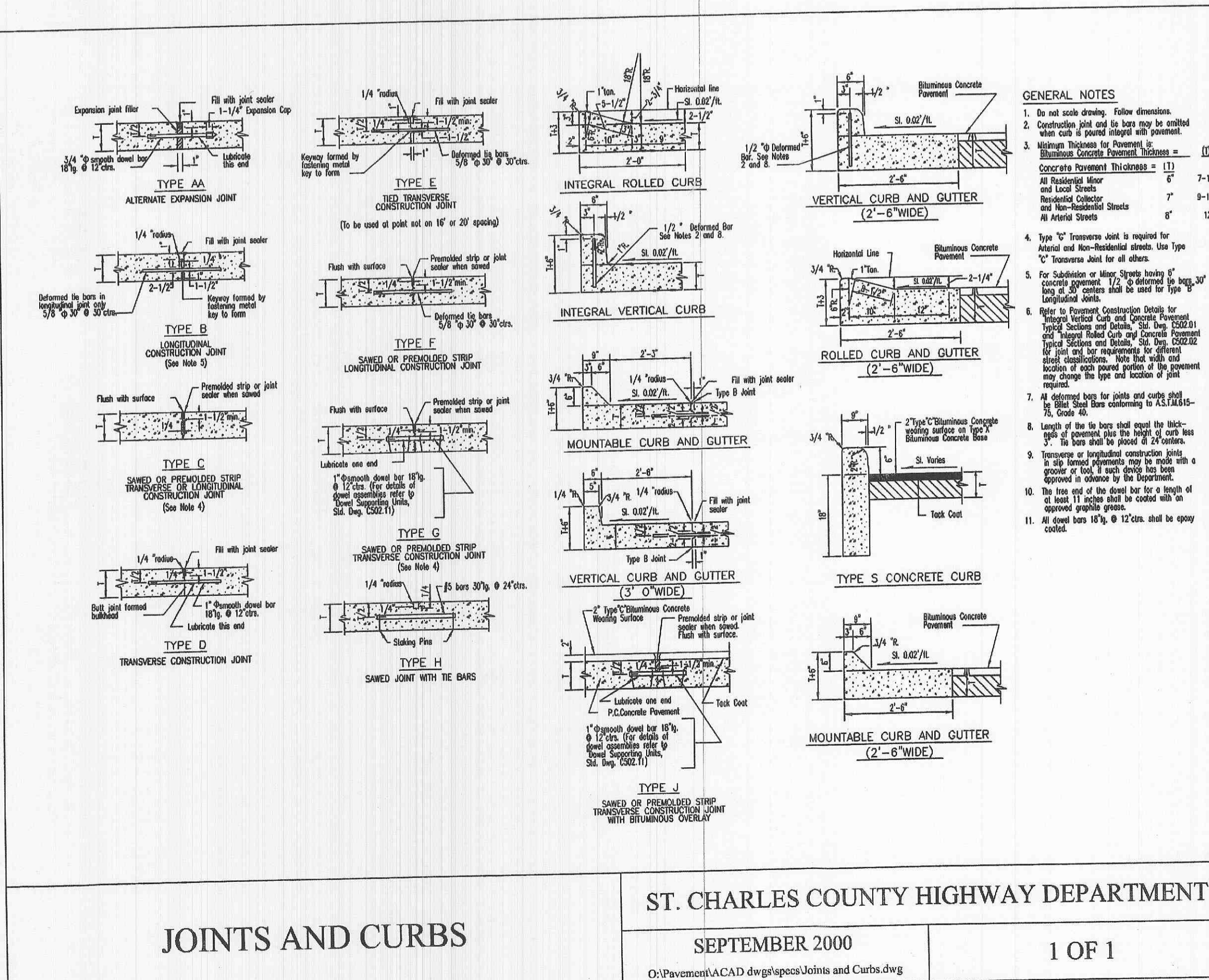
Mulch Rates:

100 lbs. Per 1,000 sq. ft. (4,356 lbs. per acre)

Fertilizer Rates:

- Nitrogen: 30 lbs./ac.
- Phosphate: 30 lbs./ac.
- Potassium: 30 lbs./ac.
- Lime: 600 lbs./ac. ENM\*

\*ENM - Effective Neutralizing Material as per State evaluation of quarried rock.



**JOINTS AND CURBS**

ST. CHARLES ENGINEERING & SURVEYING, INC.  
801 S. FIFTH STREET, SUITE 202  
ST. CHARLES, MO 63301  
TEL: (636) 947-0607 FAX: (636) 947-2448



7-20-05  
ORDER NO. 08-1406  
DATE 10/7/04  
D1