

TYPE 1 AND TYPE 2 CURB RAMPS	
GRADE ALONG CURB THROUGH ROUNDING (%)	MIN. LENGTH OF RAMP (L.F.)
NEGATIVE (-) VALUES	6
0 TO +1	7
+1.01 TO +2	8
+2.01 TO +3	10
+3.01 TO +4	12
GREATER THAN +4	15

NOTE: Positive (+) % - Proceeding away from intersection and up a grade.
 Negative (-) % - Proceeding away from intersection and down a grade.

TYPE 3 CURB RAMP	
GRADE ALONG CURB THROUGH ROUNDING (%)	MIN. LENGTH OF RAMP (L.F.)
NEGATIVE (-) VALUES	3
0 TO +2	4
+2.01 TO +3	5
+3.01 TO +4	6
+4.01 TO +5	8
+5.01 TO +6	11
GREATER THAN +6	15

NOTE: Positive (+) % - Proceeding away from intersection and up a grade.
 Negative (-) % - Proceeding away from intersection and down a grade.

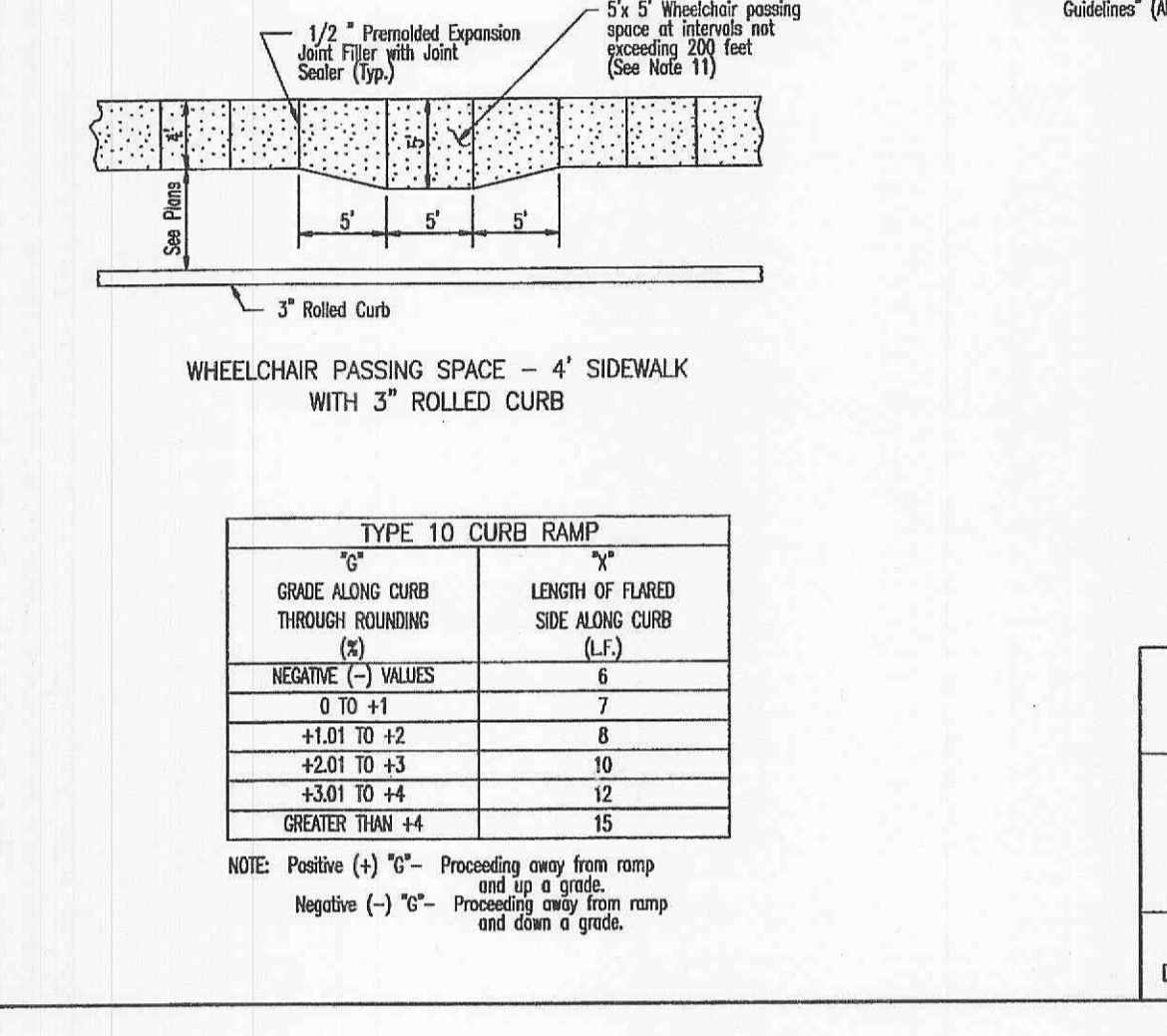
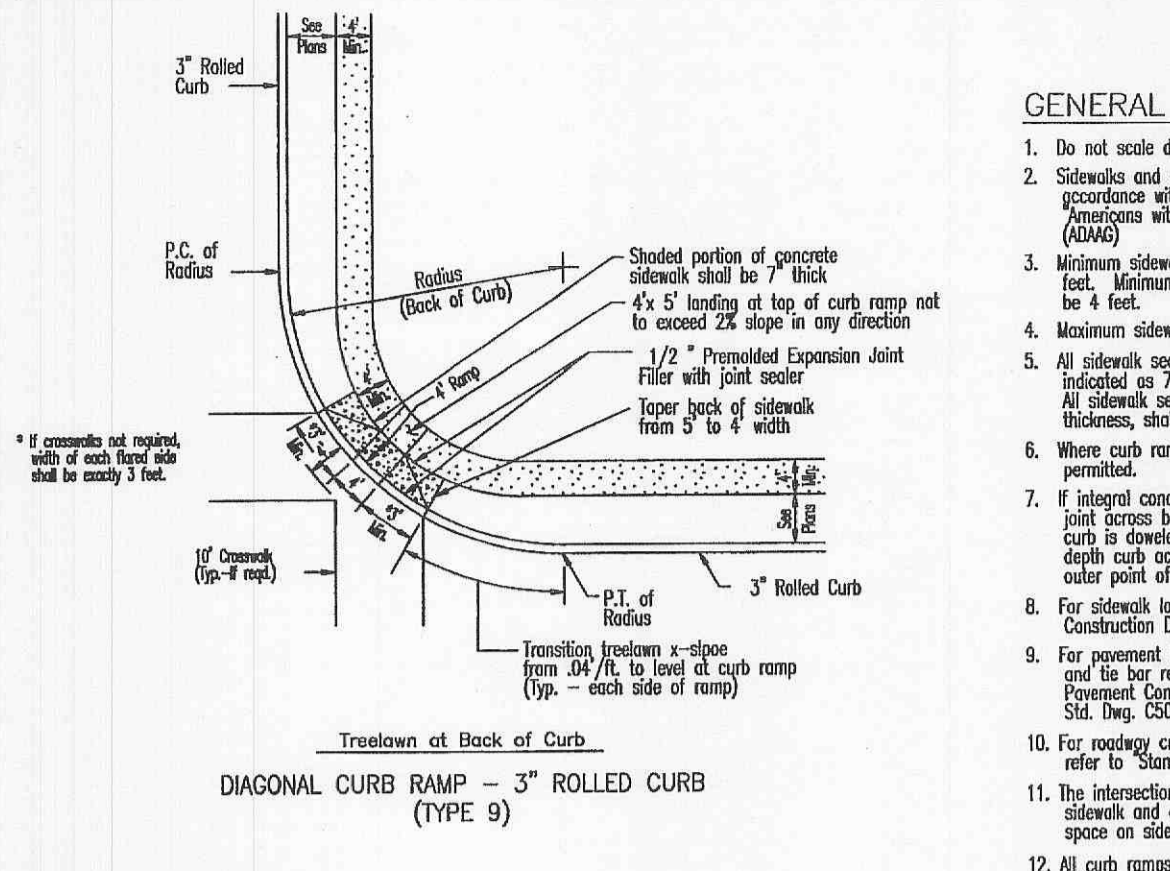
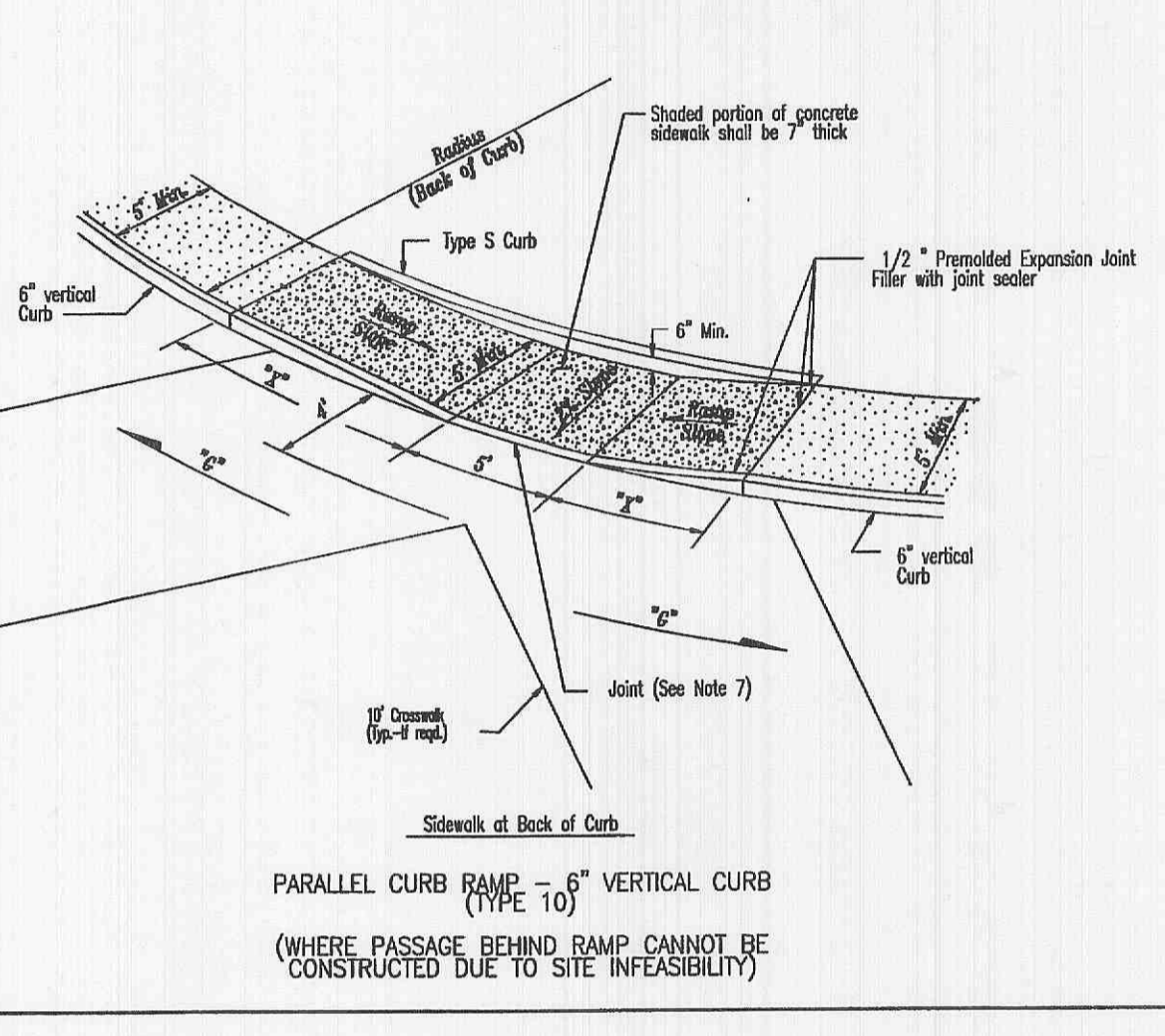
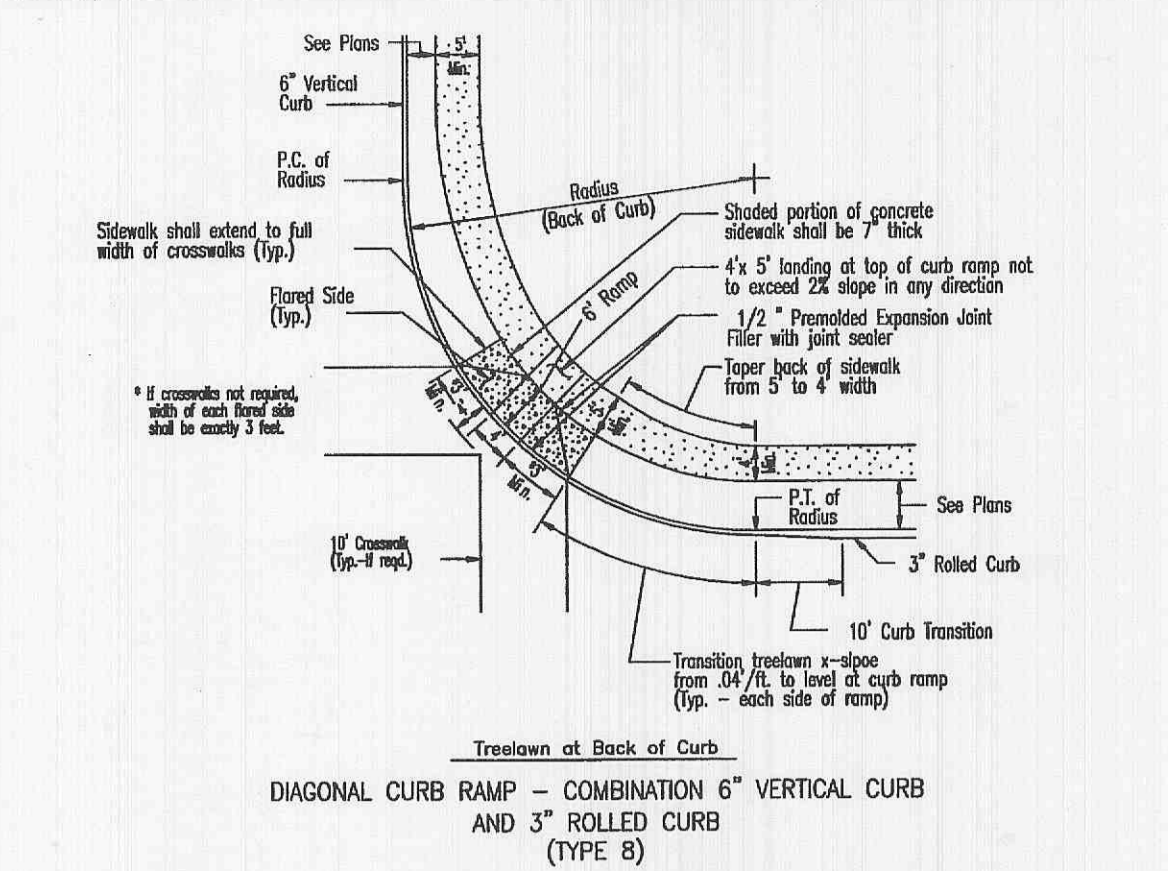
GENERAL NOTES

- Do not scale drawing. Follow dimensions.
- Sidewalks and sidewalk curb ramps shall be constructed in accordance with these details and the current approved Missouri with Disabilities Act Accessibility Guidelines (MAGAG).
- Provide a landing at the top of each straight ramp when the Grade Along Curb (GAC) is greater than +2% and less than 7%. For other values of GAC, including all negative (-) values, no landing is required.
- Minimum sidewalk width along 6" vertical curb shall be 5 feet. Minimum sidewalk width along 3" rolled curb shall be 4 feet.
- Maximum sidewalk cross slope 0.02'/ft.
- All sidewalk sections shall be 4" thick, except where indicated as 7" thick by shaded portions shown on details. All sidewalk sections and curb ramps, regardless of thickness, shall be paid for as Concrete Sidewalk.
- Where curb ramp meets pavement, bullnose will not be permitted.
- Where curb ramp meets pavement, bullnose will not be permitted.
- Construct a diagonal ramp when the minimum corner radius allowed for a straight ramp is exceeded.
- If monolithic concrete curb is constructed, slope a dummy joint across bottom of ramp at curb line. concrete curb is downward-sloping, block out pavement to provide full depth curb across ramp from outer point of curb taper to outer point of curb taper.
- For sidewalk locations on Cut-De-Sacs, refer to Pavement Construction Details.
- For pavement longitudinal and transverse joints and tie bar requirements and dimensions, refer to the Pavement Construction Details for Joints and Cuts, Std. Dep. CS202.03.
- For roadway cross slopes, pavement types, and thicknesses, refer to "Standard Typical Section".
- All curb ramps shall have a detectable warning complying with Americans with Disabilities Act Accessibility Guidelines (MAGAG).

SAINT CHARLES COUNTY
 HIGHWAY DEPARTMENT
 ST. CHARLES, MISSOURI

PAVEMENT CONSTRUCTION DETAILS
CONCRETE SIDEWALK AND CURB RAMPS

DATE: June, 2002 DRAWING C608.10



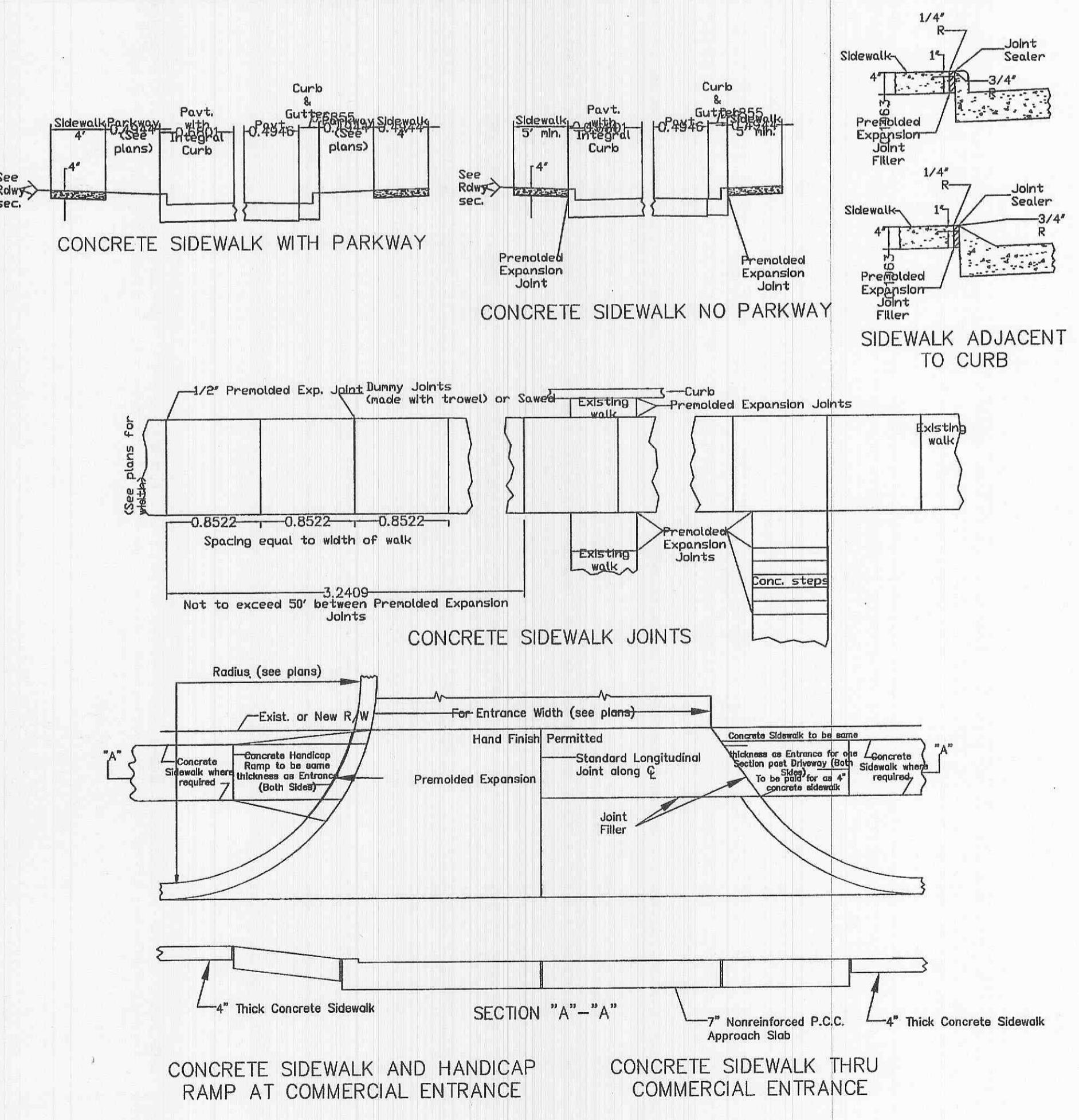
TYPE 10 CURB RAMP	
GRADE ALONG CURB THROUGH ROUNDING (%)	LENGTH OF FLARED SIDE ALONG CURB (L.F.)
NEGATIVE (-) VALUES	6
0 TO +1	7
+1.01 TO +2	8
+2.01 TO +3	10
+3.01 TO +4	12
GREATER THAN +4	15

NOTE: Positive (+) % - Proceeding away from ramp and up a grade.
 Negative (-) % - Proceeding away from ramp and down a grade.

SAINT CHARLES COUNTY
 HIGHWAY DEPARTMENT
 ST. CHARLES, MISSOURI

PAVEMENT CONSTRUCTION DETAILS
CONCRETE SIDEWALK AND CURB RAMPS

DATE: June, 2002 DRAWING C608.12



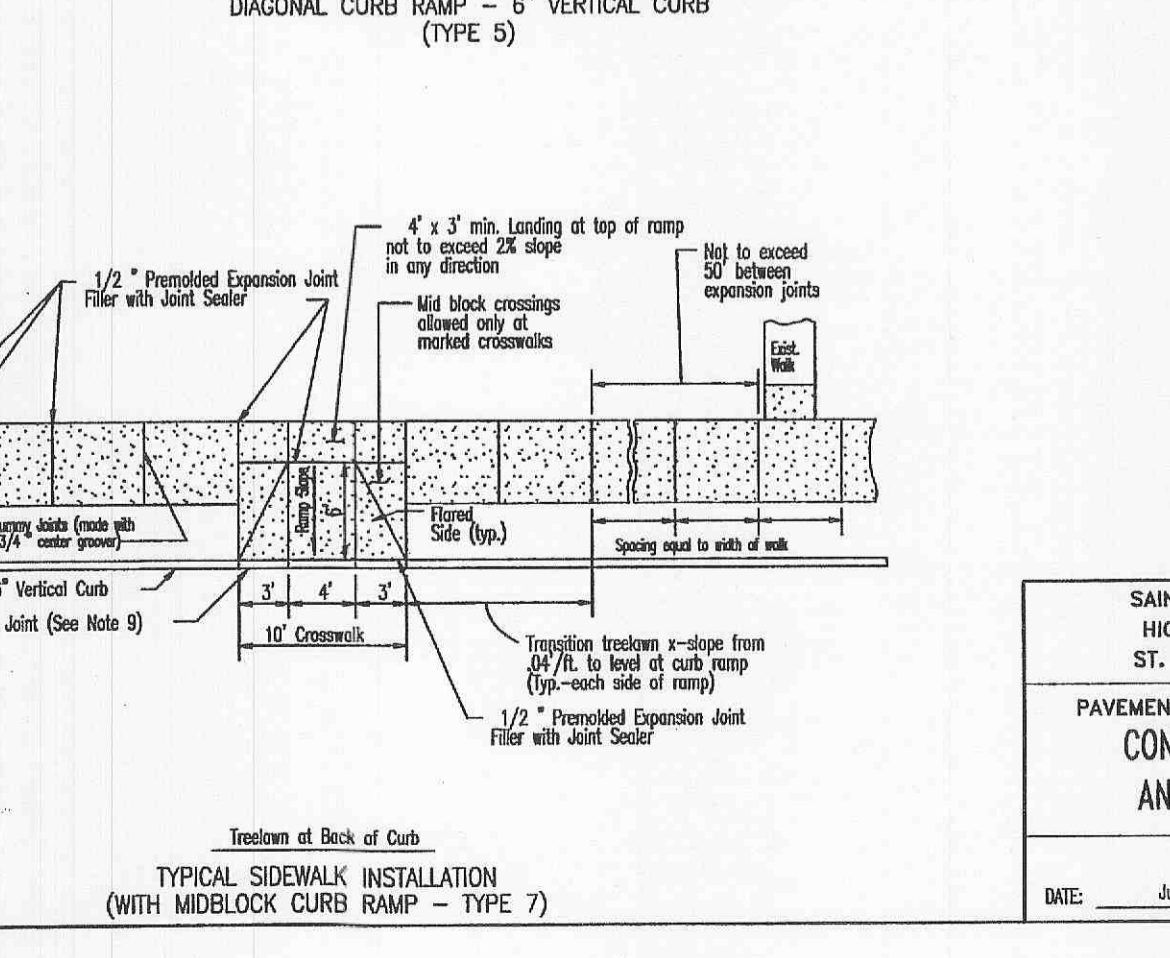
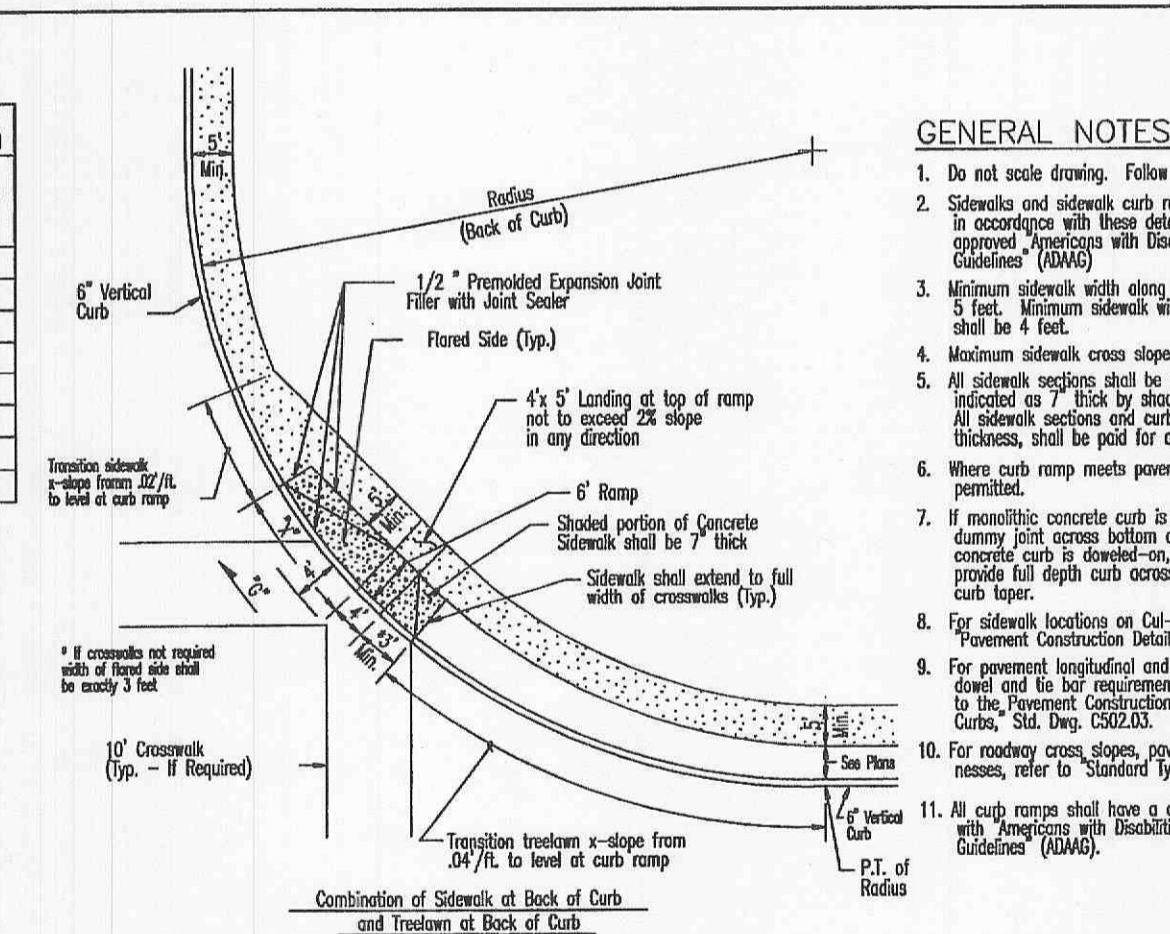
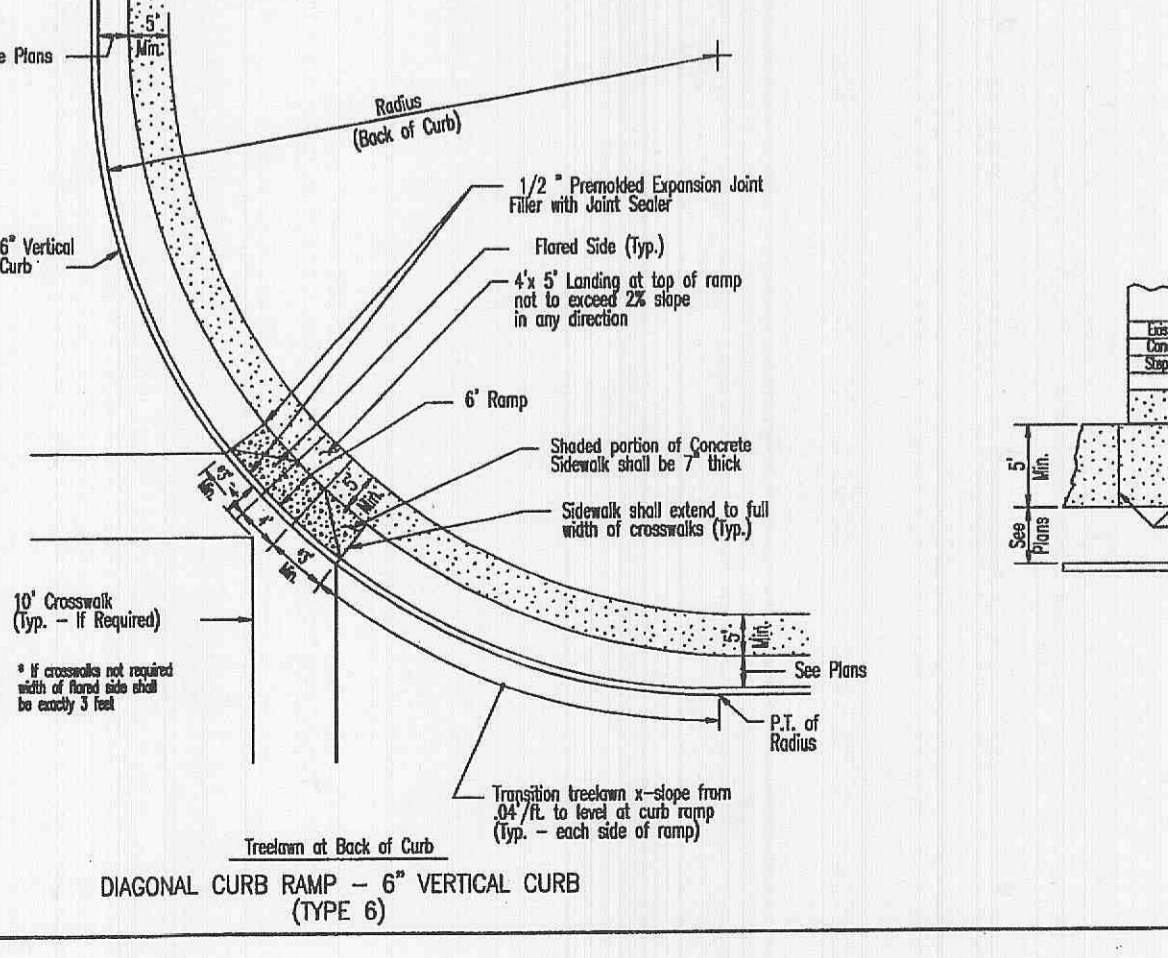
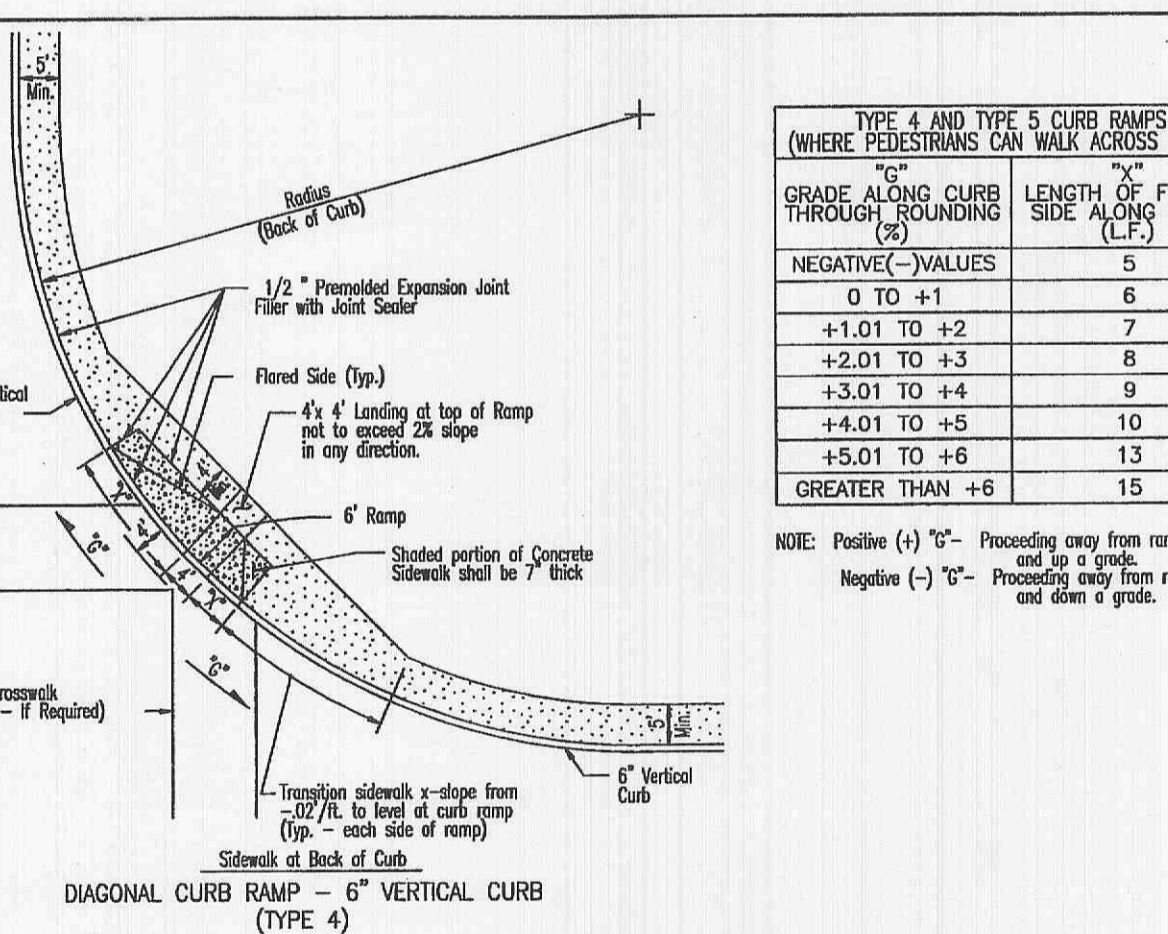
GENERAL NOTES

- Do not scale drawing. Follow dimensions.
- Sidewalk cross slope 0.02'/ft.
- Sidewalk thickness increases to 6" on each side of Private Driveways and 7" on each side of Commercial Driveways for one section of sidewalk equal in length to the width of the sidewalk. See "Entrance Construction Details".
- Sidewalk thru private and commercial driveways will be paid for as 6" and 7" approaches, see "Integral Curb Detail 'B' At Driveways".
- For sidewalk locations on Cut-De-Sacs see "Pavement Construction Details".
- For longitudinal and transverse joints, dowel, and tie bar requirements and dimensions refer to the "Integral Curb Pavement Typical Sections and Details".
- All necessary pavement markings by St. Charles County.
- For roadway cross slopes, pavement types, and thickness, refer to "Standard Typical Section".
- See "Integral Curb Detail 'B' at Driveways" for preformed expansion joint requirements.

SAINT CHARLES COUNTY
 HIGHWAY DEPARTMENT
 ST. CHARLES, MISSOURI

CONCRETE SIDEWALK

DATE: October, 2002 DRAWING C608.14



GENERAL NOTES

- Do not scale drawing. Follow dimensions.
- Sidewalks and sidewalk curb ramps shall be constructed in accordance with these details and the current approved Missouri with Disabilities Act Accessibility Guidelines (MAGAG).
- Minimum sidewalk width along 6" vertical curb shall be 5 feet. Minimum sidewalk width along 3" rolled curb shall be 4 feet.
- Maximum sidewalk cross slope 0.02'/ft.
- All sidewalk sections shall be 4" thick, except where indicated as 7" thick by shaded portions shown on details. All sidewalk sections and curb ramps, regardless of thickness, shall be paid for as Concrete Sidewalk.
- Where curb ramp meets pavement, bullnose will not be permitted.
- If monolithic concrete curb is constructed, slope a dummy joint across bottom of ramp at curb line. If concrete curb is downward-sloping, block out pavement to provide full depth curb across ramp from outer point of curb taper to outer point of curb taper.
- For sidewalk locations on Cut-De-Sacs, refer to Pavement Construction Details.
- For pavement longitudinal and transverse joints and tie bar requirements and dimensions, refer to the Pavement Construction Details for Joints and Cuts, Std. Dep. CS202.03.
- For roadway cross slopes, pavement types, and thicknesses, refer to "Standard Typical Section".
- All curb ramps shall have a detectable warning complying with Americans with Disabilities Act Accessibility Guidelines (MAGAG).


SAINT CHARLES COUNTY
 HIGHWAY DEPARTMENT
 ST. CHARLES, MISSOURI

PAVEMENT CONSTRUCTION DETAILS
CONCRETE SIDEWALK AND CURB RAMPS

DATE: June, 2002 DRAWING C608.11

MAGNOLIA
 PAVEMENT DETAILS

ST. CHARLES ENGINEERING & SURVEYING, INC.
 801 S. FIFTH STREET, SUITE 202
 ST. CHARLES, MO 63301
 TEL: (636) 947-0607 FAX: (636) 947-2448



12.22.04

ORDER NO. 09-0498
 DATE 12/1/03
 D-2