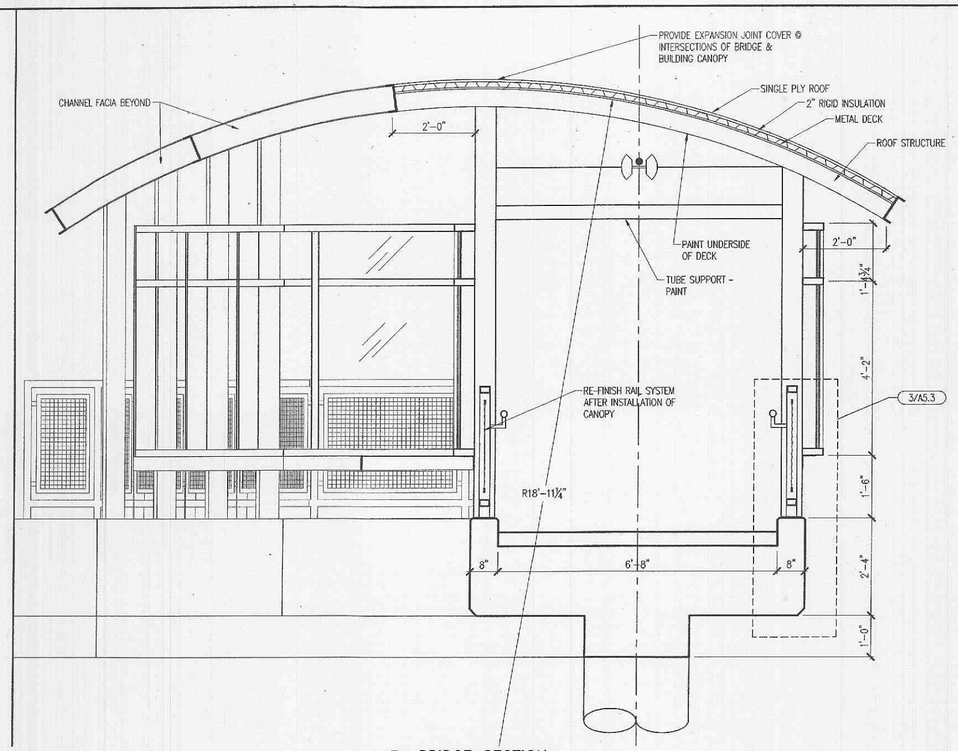

4 BRIDGE SECTION
SCALE: 3/4" = 1'-0"

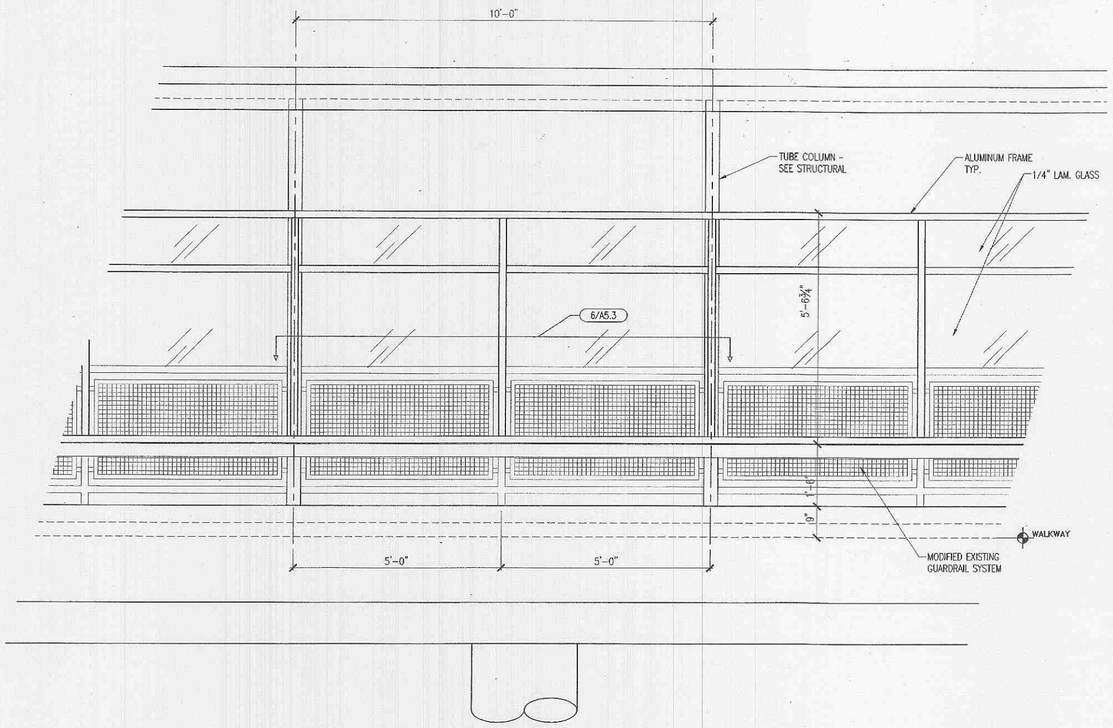

5 BRIDGE ELEVATION
SCALE: 3/4" = 1'-0"

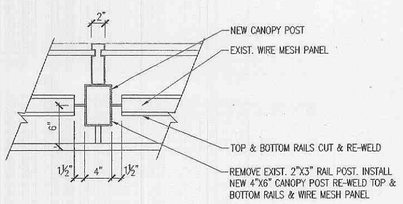

7 GUARDRAIL DETAIL
SCALE: 1-1/2" = 1'-0"

6 GUARDRAIL DETAIL
SCALE: 3/4" = 1'-0"

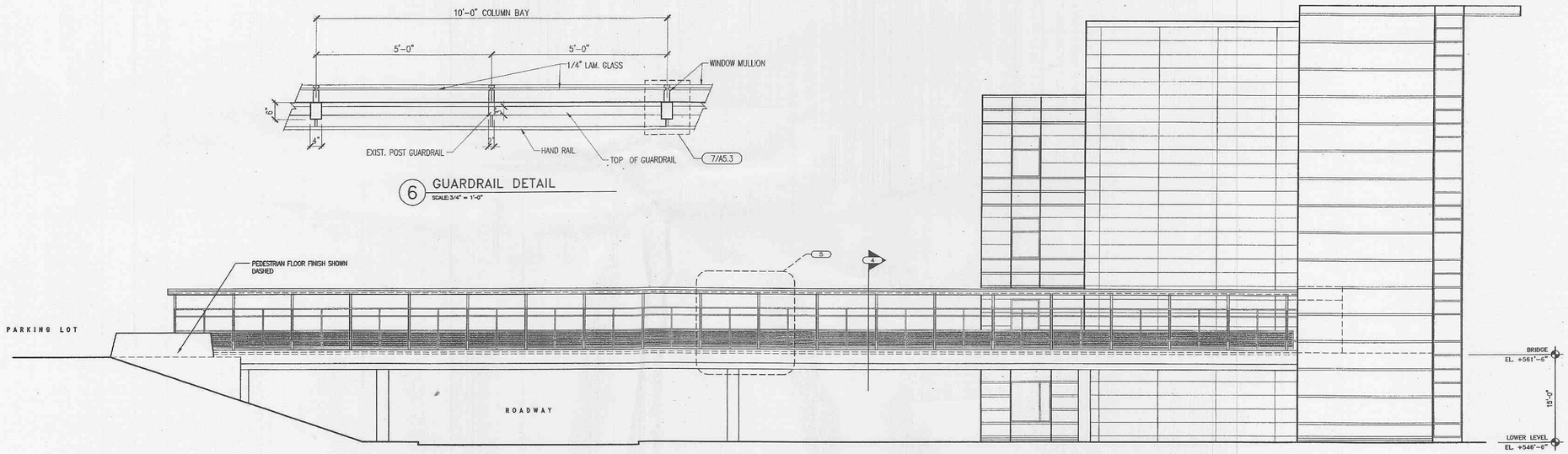

2 WESTERN ENTRANCE PEDESTRIAN BRIDGE ELEVATION
SCALE: 1/8" = 1'-0"

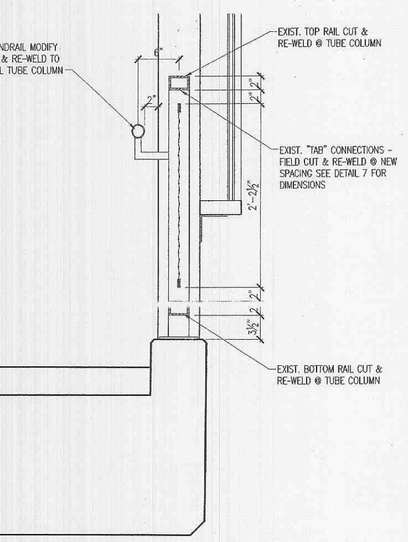

3 GUARDRAIL DETAIL
SCALE: 1 1/2" = 1'-0"

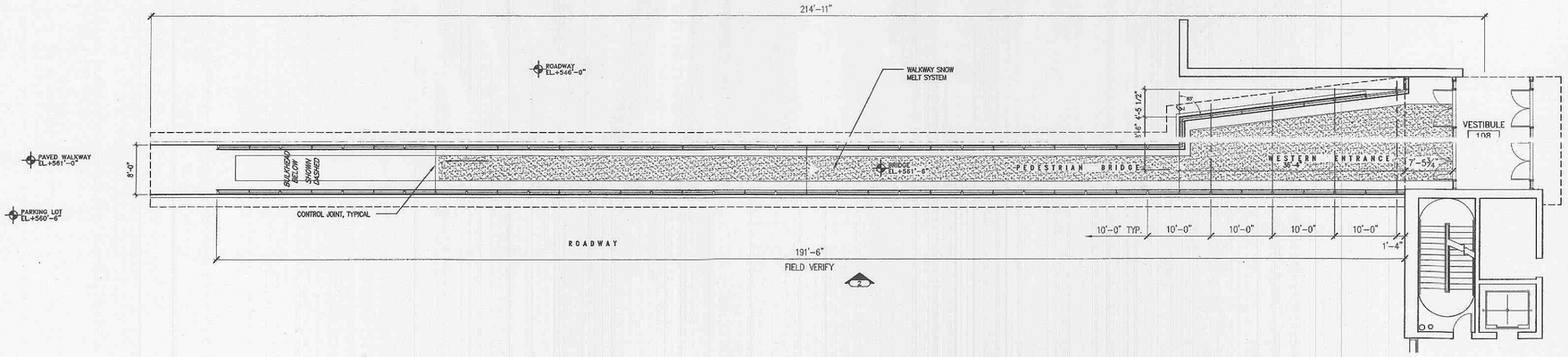

1 WESTERN ENTRANCE PEDESTRIAN BRIDGE PLAN
SCALE: 1/8" = 1'-0"

MasterCard

MASTERCARD
0' Fallon Missouri

Prepared for
MASTERCARD INTERNATIONAL
12115 Lackland Road
St. Louis, MO 63146

HELLMUTH, OBATA + KASSABAUM, P.C.

N Y C
620 Avenue Of The Americas
New York, New York 10011
T212.741.1200. F212.633.1163.

S T L
211 North Broadway, Suite 600
St. Louis, MO 63102 USA
T314.421.2000. F314.421.6073.

All reproduction & intellectual property rights reserved 1999 HOK

In association with

EDM INCORPORATED
STRUCTURE ENGINEERS
220 Mansion House Center
St. Louis, MO 63102-1902
T. 314.231.5485 F. 314.231.8167

Drwn Chk

Issue

#	Date	Description

North

Key Plan

Date 12-20-01 Project Code 98-0478-001
Drawn AM Checked
CAD File

Scale

Original drawing sheet is 48" x 36"-Scale accordingly if reduced

WESTERN ENTRANCE PEDESTRIAN BRIDGE PLAN ELEVATION & SECTION

Drawing Number
A.5