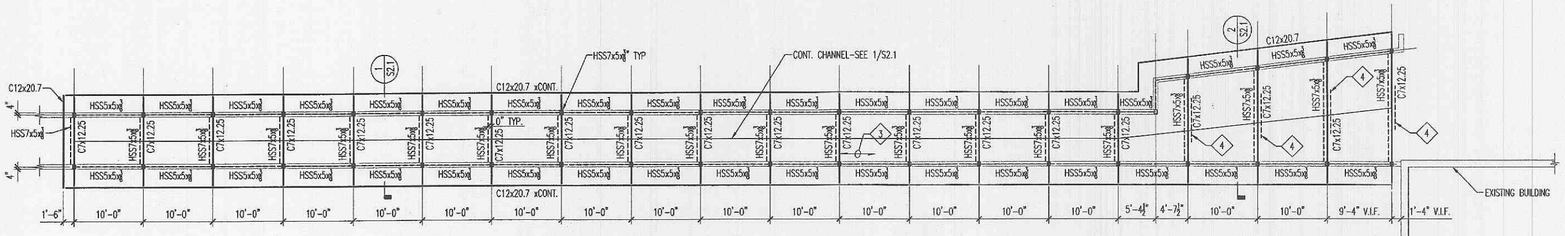

A ROOF FRAMING PLAN
1/8"=1'-0"

NOTES:

1. SEE SHEET S1.1 FOR GENERAL NOTES.
2. SEE SHEET S1.2 FOR TYPICAL DETAILS.
3. INDICATES DIRECTION OF 3" ROOF DECK-FASTEN DECK IN A 24/4 PATTERN TO SUPPORTS W/ 5/8"ø PUDDLE WELDS AND FASTEN SIDELAPS W/ #10 TEK SCREWS @ 2'-0" O.C.-PROVIDE 5/8"ø PUDDLE WELDS @ 12" O.C. AT PERIMETERS.
4. BRACING-4 FRAMES WHERE SHOWN.

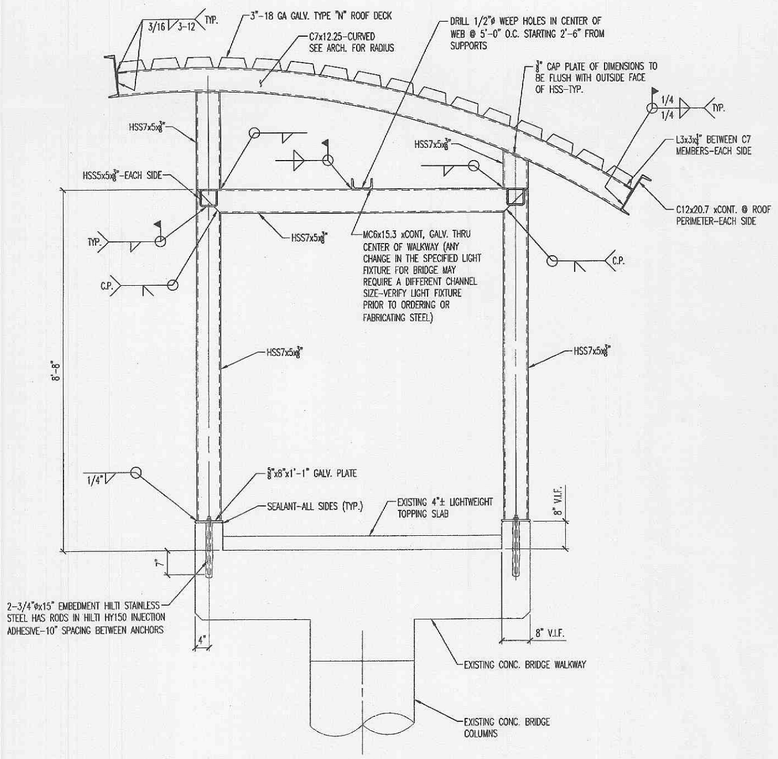

1 SECTION
3/4"=1'-0"

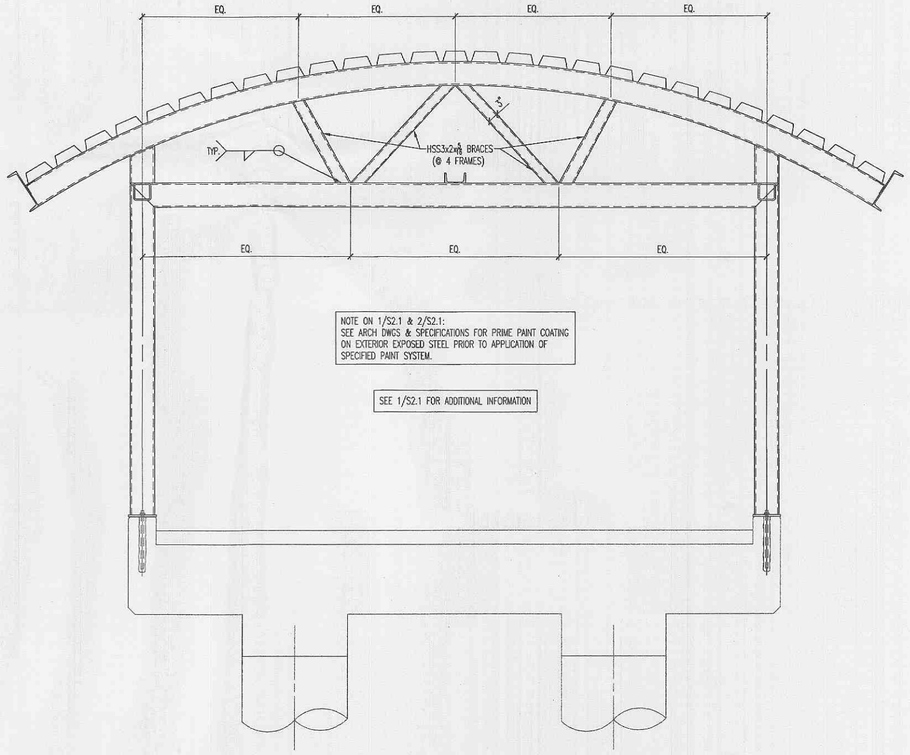

NOTE ON 1/S2.1 & 2/S2.1:
SEE ARCH DWGS & SPECIFICATIONS FOR PRIME PAINT COATING ON EXTERIOR EXPOSED STEEL PRIOR TO APPLICATION OF SPECIFIED PAINT SYSTEM.

SEE 1/S2.1 FOR ADDITIONAL INFORMATION

2 SECTION
3/4"=1'-0"

MasterCard

MASTERCARD
O' Fallon Missouri

Prepared for
MASTERCARD INTERNATIONAL
12115 Lackland Road
St. Louis, MO 63146
Contact Number:

HELLMUTH, OBATA + KASSABAUM, P.C.

N Y C
620 Avenue Of The Americas
New York, New York 10011
T212.741.1200. F212.633.1163.

S T L
211 North Broadway, Suite 600
St. Louis, MO 63102 USA
T314.421.2000. F314.421.6073.

All reproduction & intellectual property rights reserved ©2001 HOK

In association with

EDM INCORPORATED
STRUCTURAL, CIVIL, AND MEP ENGINEERS
220 Mansion House Center
St. Louis, MO 63102-1902
T. 314.231.5485 F. 314.231.8167

STATE OF MISSOURI
JOHN R. SONDERMAN
NUMBER E-13961
REGISTERED PROFESSIONAL ENGINEER

APR 09 2002

Issue

#	Date	Description	Drwn	Chk

North

Seal

Key Plan

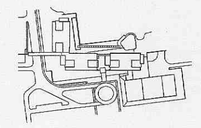

Date 19 DEC. 2001 Project Code 98-0478-001
Drawn DAF Checked JYK
CAD File 99406s2-1bridge

Scale

Original drawing sheet is 48" x 36"-Scale accordingly if reduced

ROOF FRAMING PLAN AND SECTIONS

Drawing Number
S2.1