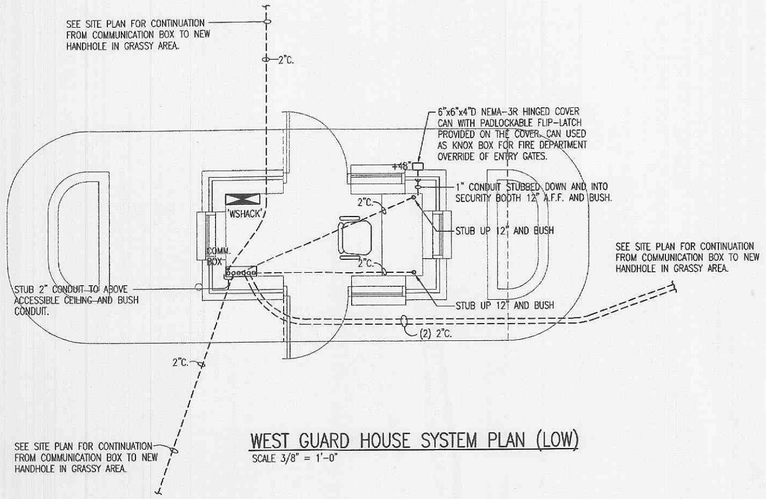

WEST GUARD HOUSE SYSTEM PLAN (LOW)

SCALE 3/8" = 1'-0"

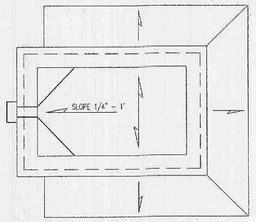

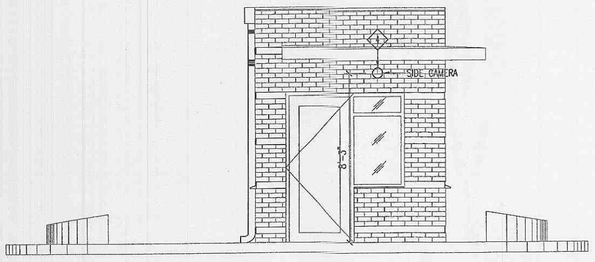

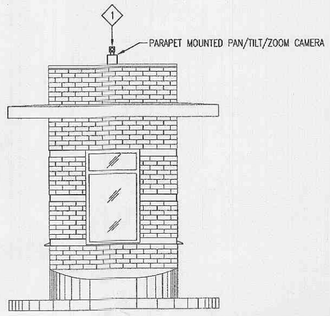

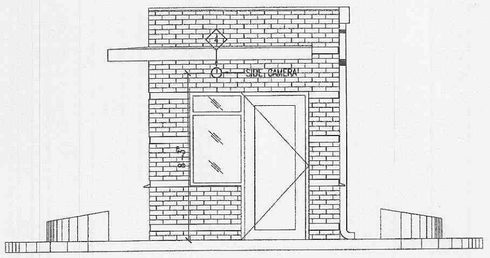

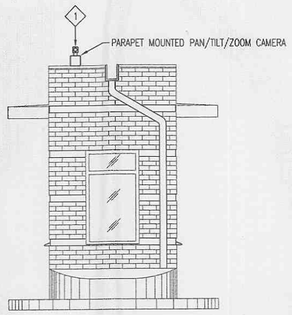

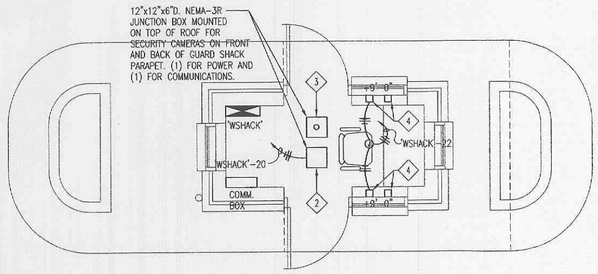

WEST GUARD HOUSE SYSTEM PLAN (HIGH)

SCALE 3/8" = 1'-0"

GENERAL NOTES:

1. ALL CONDUIT RUNNING ON WALLS, TO BE RUN CONCEALED. CONDUIT MAY BE EXPOSED ABOVE ACCESSIBLE CEILING AND WHEN GOING DOWN OR UP WALL TO MAIN PANELBOARD. RECEPTACLES TO BE MOUNTED 1'-6" A.F.F. OR TO NEXT HIGHER MASONARY COURSE JOINT.
2. ALL CONDUIT TO BE A MINIMUM OF 3/4" UNLESS NOTED OTHERWISE.
3. ALL SECURITY ROUGH-IN LOCATIONS FOR ALL RELATED DEVICES TO BE COORDINATED WITH SECURITY CONTRACTOR FOR DIMENSIONS AND FINAL LOCATIONS BEFORE INSTALLING CONDUIT(S). SECURITY GATES, TIRE SHREEDERS, CAMERAS, CARD READERS ETC.
4. PVC SCHEDULE 40 TO TRANSITION TO GALVANIZED RIGID STEEL CONDUIT ABOVE GRADE. SPECIFICALLY UP TO POWER PANEL AND COMMUNICATION BOX, IN EACH GUARD SHACK, TO PREVENT DAMAGE.

KEYED NOTES:

1. COORDINATE WITH SECURITY CONTRACTOR FOR FINAL LOCATION OF PAN/TILT/ZOOM CAMERAS ON FRONT AND REAR OF GUARD SHACK FOR EXTENSION OF POWER AND COMMUNICATIONS FROM THE NEMA-3R JUNCTION BOX'S ON THE ROOF.
2. 12"x12"x6"D. NEMA-3R JUNCTION BOX MOUNTED TO ROOF FOR EXTENSION OF 120V POWER TO PAN/TILT/ZOOM CAMERAS ON ROOF PARAPET. SEAL ALL PENETRATIONS THROUGH ROOF/ROOF MEMBRANE WATER TIGHT.
3. 12"x12"x6"D. NEMA-3R JUNCTION BOX MOUNTED TO ROOF FOR EXTENSION OF COMMUNICATIONS TO PAN/TILT/ZOOM CAMERAS ON ROOF PARAPET. SEAL ALL PENETRATIONS THROUGH ROOF/ROOF MEMBRANE WATER TIGHT. (1) 2" CONDUIT TO PENETRATE THROUGH ROOF/ROOF MEMBRANE INTO ACCESSIBLE CEILING SPACE BELOW. BUSH CONDUIT.
4. PROVIDE (2) 4"x4"x2-1/2"D JUNCTION BOX'S MOUNTED ON THE INSIDE OF THE GUARD SHACK ABOVE ACCESSIBLE CEILING, (1) FOR POWER AND (1) FOR COMMUNICATIONS TO THE SIDE MOUNTED CAMERAS ON THE GUARD SHACK. COORDINATE TYPE OF CAMERA MOUNTING USED IN ORDER TO COORDINATE THE CONDUIT PENETRATION OUT OF THE BUILDING FOR THESE CAMERAS.

MasterCard

MASTERCARD
O' Fallon Missouri

Prepared for
MASTERCARD INTERNATIONAL
12115 Lackland Road
St. Louis, MO 63146
Contact Number:

HELLMUTH, OBATA + KASSABAUM, P.C.
N Y C
620 Avenue Of The Americas
New York, New York 10011
T212.741.1200. F212.633.1163.

S T L
211 North Broadway, Suite 600
St. Louis, MO 63102 USA
T314.421.2000. F314.421.6073.

All reproduction & intellectual property rights reserved ©2001 HOK

In association with
EDM INCORPORATED
STRUCTURAL, CIVIL, AND MEP ENGINEERS
220 Mansion House Center
St. Louis, MO 63102-1902
T. 314.231.5485 F. 314.231.8167

Issue

#	Date	Description	Drwn	Chk

North

Seal

4/9/02

Key Plan

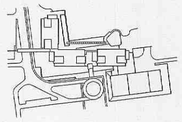

Date 19 DEC. 2001 Project Code 98-0478-001
Drawn Checked
CAD File E2.4.DWG
Scale AS NOTED

Original drawing sheet is 48" x 36"-Scale accordingly if reduced

WEST GUARD HOUSE SYSTEMS PLAN

Drawing Number E2.4