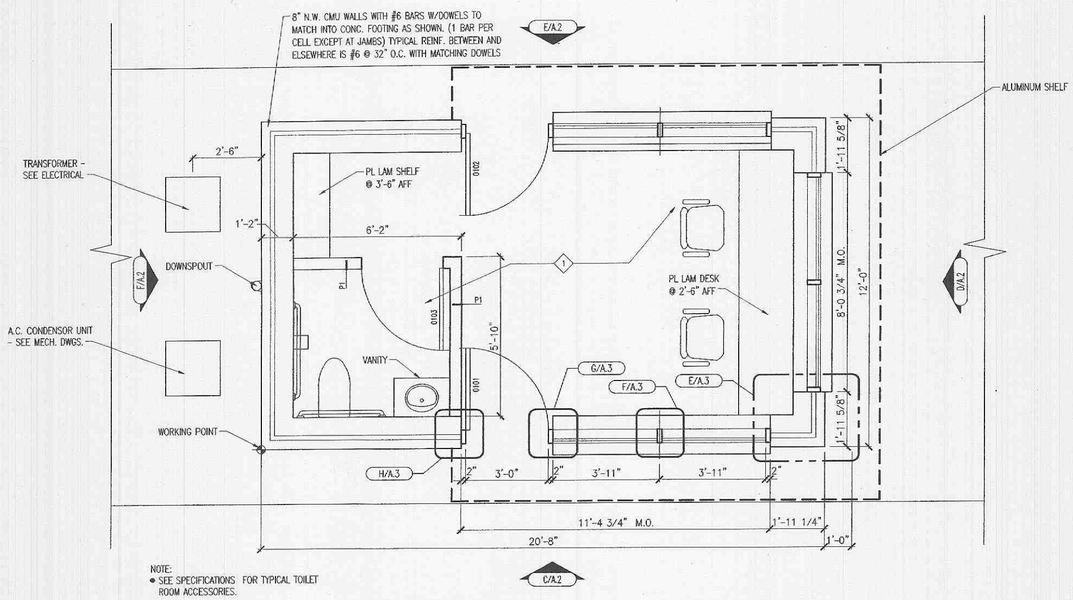

NOTE:
- SEE SPECIFICATIONS FOR TYPICAL TOILET ROOM ACCESSORIES.
- SEE A.1 FOR PARTITION TYPE.
- SEE A.1 FOR FINISH SCHEDULE.
- SEE A.1 FOR DOOR SCHEDULE.

A FLOOR PLAN
SCALE: 1/2" = 1'-0"

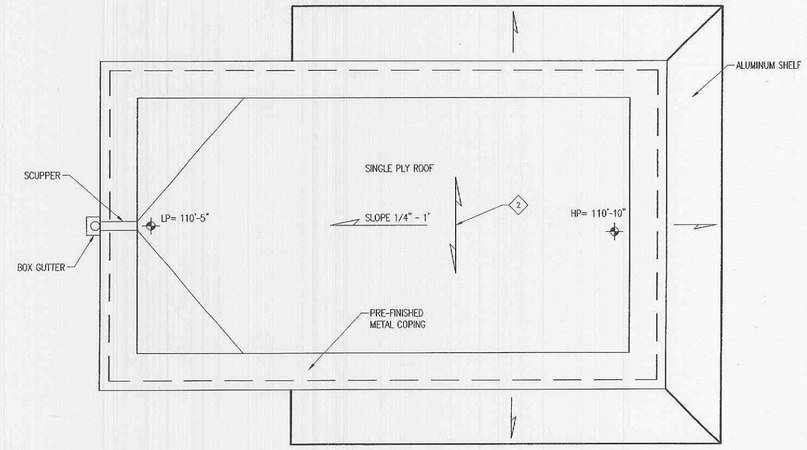

B ROOF PLAN
SCALE: 1/2" = 1'-0"

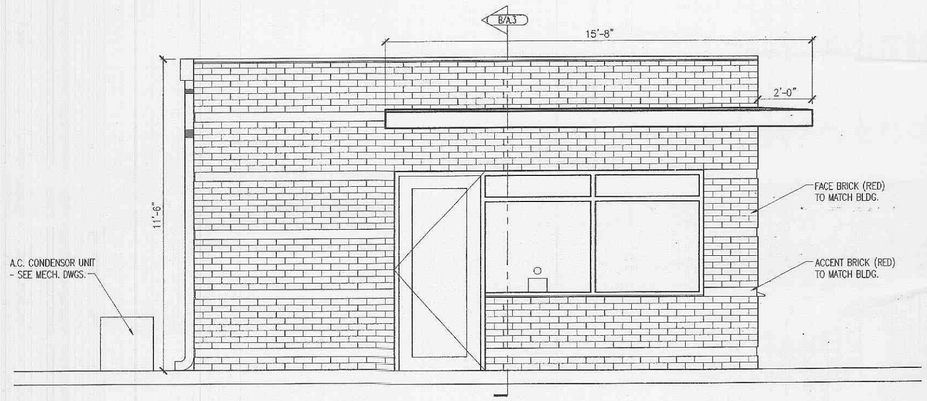

C ELEVATION
SCALE: 1/2" = 1'-0"

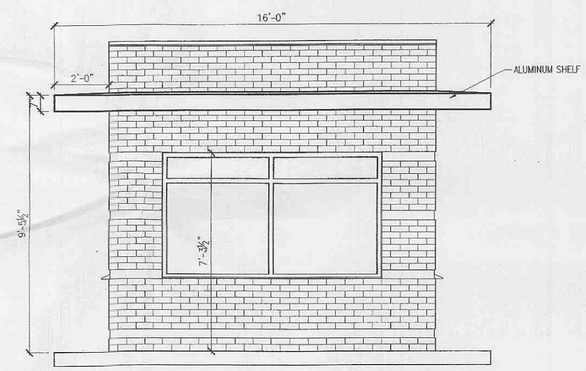

D ELEVATION
SCALE: 1/2" = 1'-0"

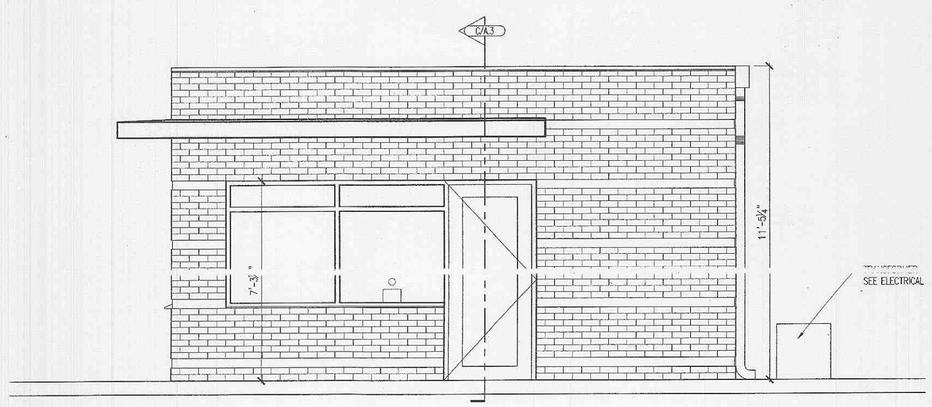

E ELEVATION
SCALE: 1/2" = 1'-0"

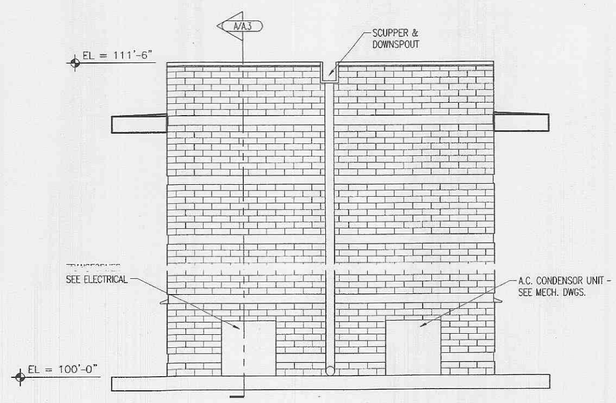

F ELEVATION
SCALE: 1/2" = 1'-0"

PLAN NOTES:

1. SLAB ON GRADE: 4" CONCRETE SLAB OVER 6" CRUSHED ROCK (3/4" MINUS) WITH 6 MIL VAPOR BARRIER. PLACE VAPOR BARRIER ABOVE 4" OF CRUSHED ROCK WITH THE REMAINING 2" ABOVE THE VAPOR BARRIER. REINF. WITH 6X6 - W2.9 X W2.9 WWF.
2. ROOF CONSTRUCTION: 3" - 20 GAUGE TYPE "N" GALVANIZED ROOF DECK. FASTEN TO SUPPORTING STEEL IN A 24/4 PATTERN (6"O.C.) WITH 5/8"ø PUDDLE WELDS AND SIDELAPS FASTENED AT 18"O.C. WITH #10 TEK SCREWS.
3. SEE S1.1 AND S1.2 FOR GENERAL NOTES AND TYPICAL DETAILS FOR CONSTRUCTION OF TRAFFIC CONTROL STATIONS.

MasterCard

MASTERCARD
O' Fallon Missouri

Prepared for
MASTERCARD INTERNATIONAL
12115 Lockland Road
St. Louis, MO 63146

HELLMUTH, OBATA + KASSABAUM, P.C.

N Y C
620 Avenue Of The Americas
New York, New York 10011
T212.741.1200. F212.633.1163.

S T L
211 North Broadway, Suite 600
St. Louis, MO 63102 USA
T314.421.2000. F314.421.6073.

All reproduction & intellectual property rights reserved 1999 HOK

In association with

EDW INCORPORATED
STRUCTURE ENGINEERS
220 Mansion House Center
St. Louis, MO 63102-1902
T. 314.231.5485 F. 314.231.8167

Drwn Chk

Issue

#	Date	Description

North

Seal

Key Plan

Date 12-20-01 Project Code 98-0478-001
Drawn AM Checked
CAD File

Scale

Original drawing sheet is 48" x 36"-Scale accordingly if reduced.

TRAFFIC CONTROL STATION WESTERN ENTRANCE

Drawing Number
A.2