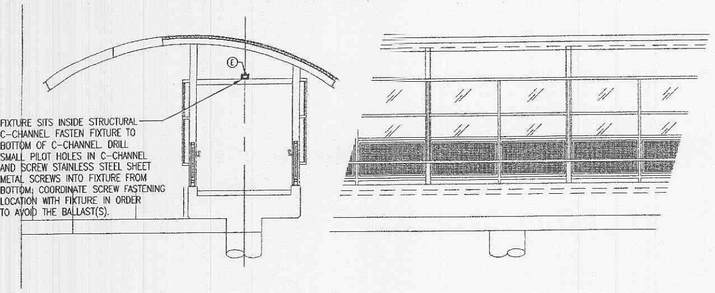

BRIDGE LIGHTING ELEVATION

SCALE 1/4" = 1'-0"

GENERAL NOTES:

1. ALL CONDUIT RUNNING ON WALLS, TO BE RUN CONCEALED. CONDUIT MAY BE EXPOSED ABOVE ACCESSIBLE CEILING AND WHEN GOING DOWN OR UP WALL TO MAIN PANELBOARD.. RECEPTACLES TO BE MOUNTED 1'-6" A.F.F. OR TO NEXT HIGHER MASONARY COURSE JOINT.
2. ALL CONDUIT TO BE A MINIMUM OF 3/4" UNLESS NOTED OTHERWISE.
3. PVC SCHEDULE 40 TO TRANSITION TO GALVANIZED RIGID STEEL CONDUIT ABOVE GRADE. SPECIFICALLY UP TO POWER PANEL AND COMMUNICATION BOX, IN EACH GUARD SHACK, TO PREVENT DAMAGE.

KEYED NOTES:

1. LUTRON NOVA T-STAR ELECTRONIC FLUORESCENT DIMMER #NTF-10-IV
2. COORDINATE FINAL LOCATION OF INSTANTANEOUS HOT WATER HEATER W/MECHANICAL CONTRACTOR.
3. SWITCH TO TURN ON BOTH RESTROOM LIGHT AND EXHAUST FAN EF-1.
4. DISCONNECT FURNISHED W/UNIT.
5. STUB A 3/4"C. TO ABOVE ACCESSIBLE CEILING AND BUSH CONDUIT. CONDUIT TO BE CONCEALED IN MASONARY BLOCK AND STUB OUT OF BLOCK WHEN ABOVE ACCESSIBLE CEILING.
6. PROVIDE A ADVANCED PROTECTION TECHNOLOGIES TRANSIENT VOLTAGE SURGE SUPPRESSOR CAT.# TE/2XF/RM/FM 80 kA/PHASE, 120/208VAC, 4-WIRE + GND, L-N, L-G, N-G, L-L, STATUS LIGHT AND FLUSH MOUNT OPTION. CONNECT INTO GUARD SHACK PANEL BY USING A 30A/3P BREAKER WITH #10AWG WIRES FOR CONNECTION TO THE 3-PHASES, NEUTRAL AND GROUND AT THE PANEL. SEE PANEL SCHEDULE. (OR EQUAL BY LIEBERT)

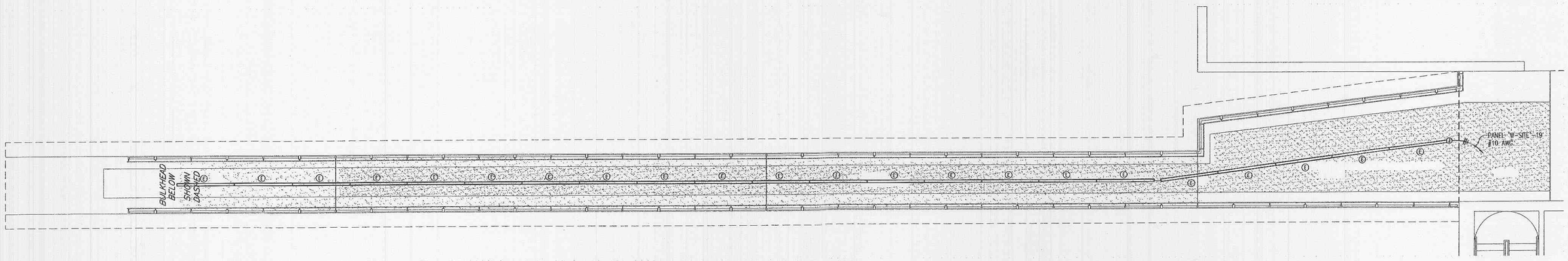

BRIDGE LIGHTING PLAN

SCALE 3/16" = 1'-0"

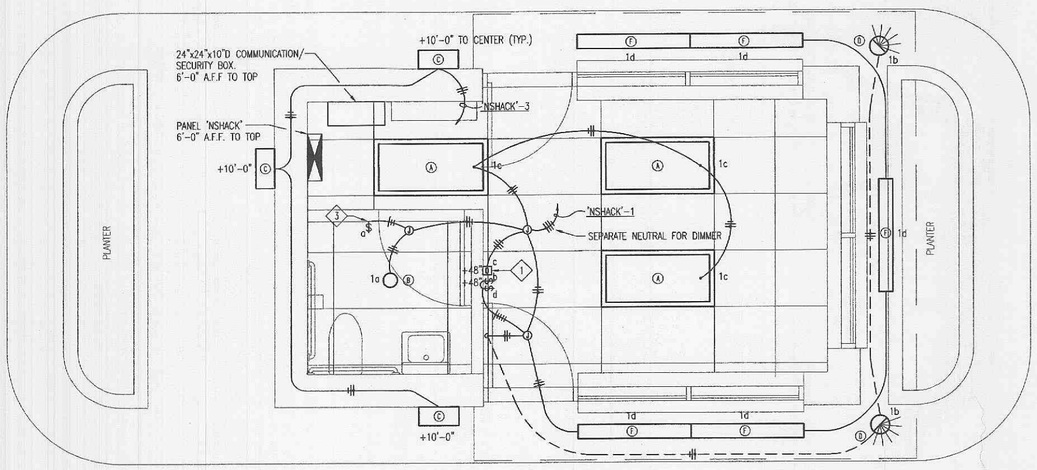

NORTH GUARD HOUSE LIGHTING PLAN

SCALE 1/2" = 1'-0"

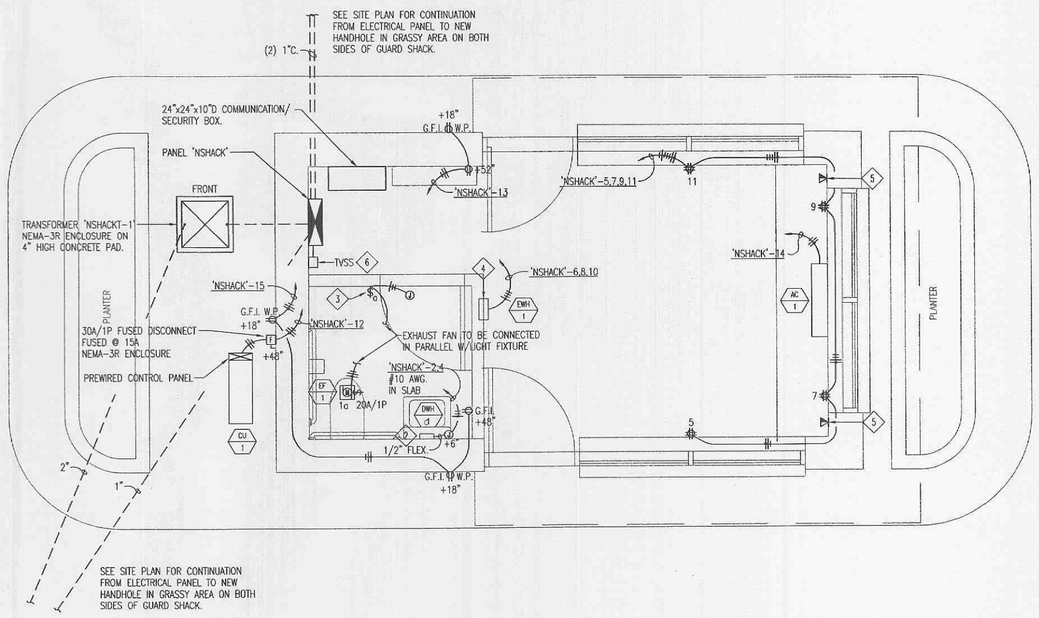

NORTH GUARD HOUSE POWER PLAN

SCALE 1/2" = 1'-0"

MasterCard

MASTERCARD
O' Fallon Missouri

Prepared for
MASTERCARD INTERNATIONAL
12115 Lackland Road
St. Louis, MO 63146
Contact Number:

HELLMUTH, OBATA + KASSABAUM, P.C.

h+k N Y C
620 Avenue Of The Americas
New York, New York 10011
T212.741.1200. F212.633.1163.

h+k S T L
211 North Broadway, Suite 600
St. Louis, MO 63102 USA
T314.421.2000. F314.421.6073.

All reproduction & intellectual property rights reserved©2001 HOK

In association with

EDM INCORPORATED
STRUCTURAL, CIVIL, AND MEP ENGINEERS
220 Mansion House Center
St. Louis, MO 63102-1902
T. 314.231.5485 F. 314.231.8167

Issue

#	Date	Description	Drwn	Chk

North

Seal: STATE OF MISSOURI ROBERT W. PRUNE NUMBER E-23555 PROFESSIONAL ENGINEER 4/9/02

Key Plan

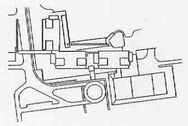

Date 19 DEC. 2001 Project Code 98-0478-001
Drawn Checked
CAD File E2.1.DWG

Scale AS NOTED

Original drawing sheet is 48" x 36"-Scale accordingly if reduced

NORTH GUARD HOUSE AND BRIDGE LTG. PLAN

Drawing Number E2.1